

File No. 304-1/2014-QoS
TELECOM REGULATORY AUTHORITY OF INDIA
(Quality of Service Division)

Dated: 23th May, 2014

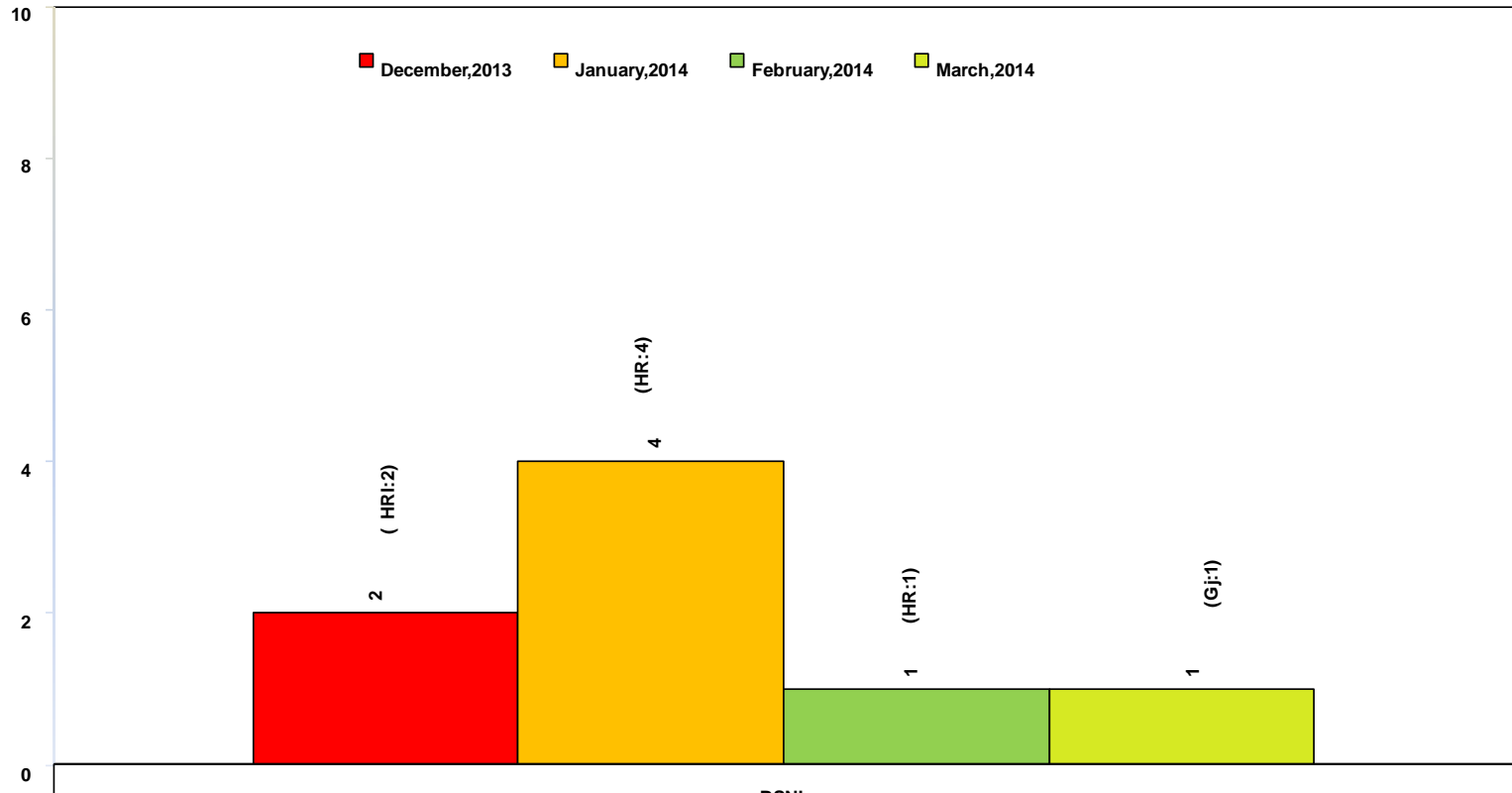
Point of Interconnection (POIs) Congestion report of the Cellular Mobile Telephone Service Providers (CMTS) and Basic Telephone Service (Wireline) Providers for the months of January, February & March, 2014.

TRAI has been monitoring the level of congestion at the Point of Interconnection (POI) between various service providers on monthly basis. This parameter signifies the ease with which a customer of one network is able to communicate with a customer of another network. This parameter also reflects as to how effective is the interconnection between two networks. The benchmark notified by TRAI in the QoS Regulations for this parameter is <0.5%. This means out of 200 calls between two operators only one call should face congestion. The result of the monitoring reveals that degree of congestion between the operators is generally satisfactory in most of the areas.

A. Cellular Mobile Telephone Service :

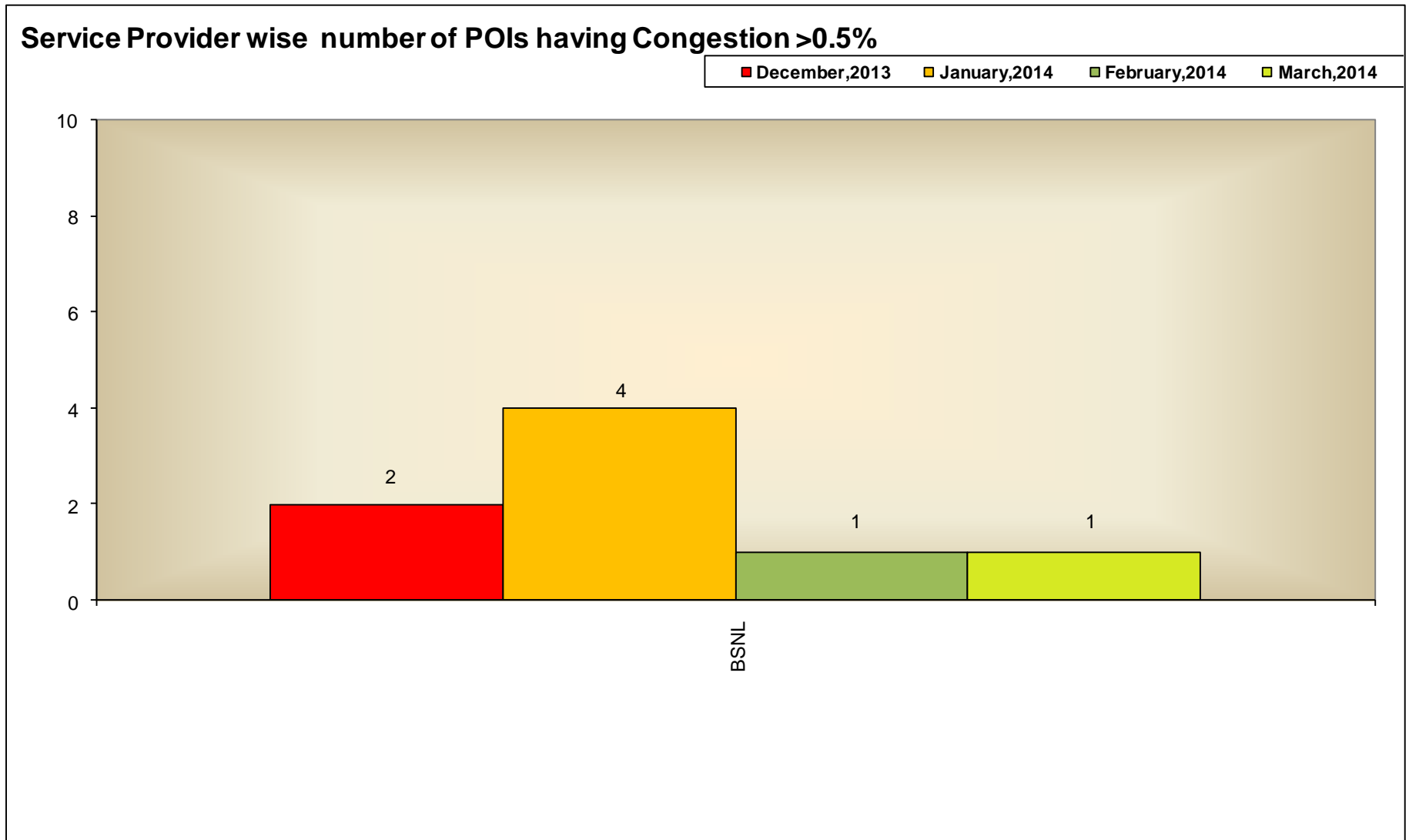
- Cellular Mobile Service Providers (CMSPs) have submitted their POIs Congestion Reports to TRAI for the months of January, February & March, 2014.
- This report includes only the Service Providers who do not meet TRAI's stipulated POI Congestion benchmark of <0.5% in any of their service area.
- The number of POIs having congestion has decreased from 2 in December 2013 to 1 POI in March, 2014.
- M/s BSNL has congestion in 4 POIs in January, 1 POI in February & 1 POI in March, 2014.
- The affected circle/state due to POI congestion is Haryana & Gujarat.

Service Provider wise & Service Area wise number of POIs having Congestion level >0.5%

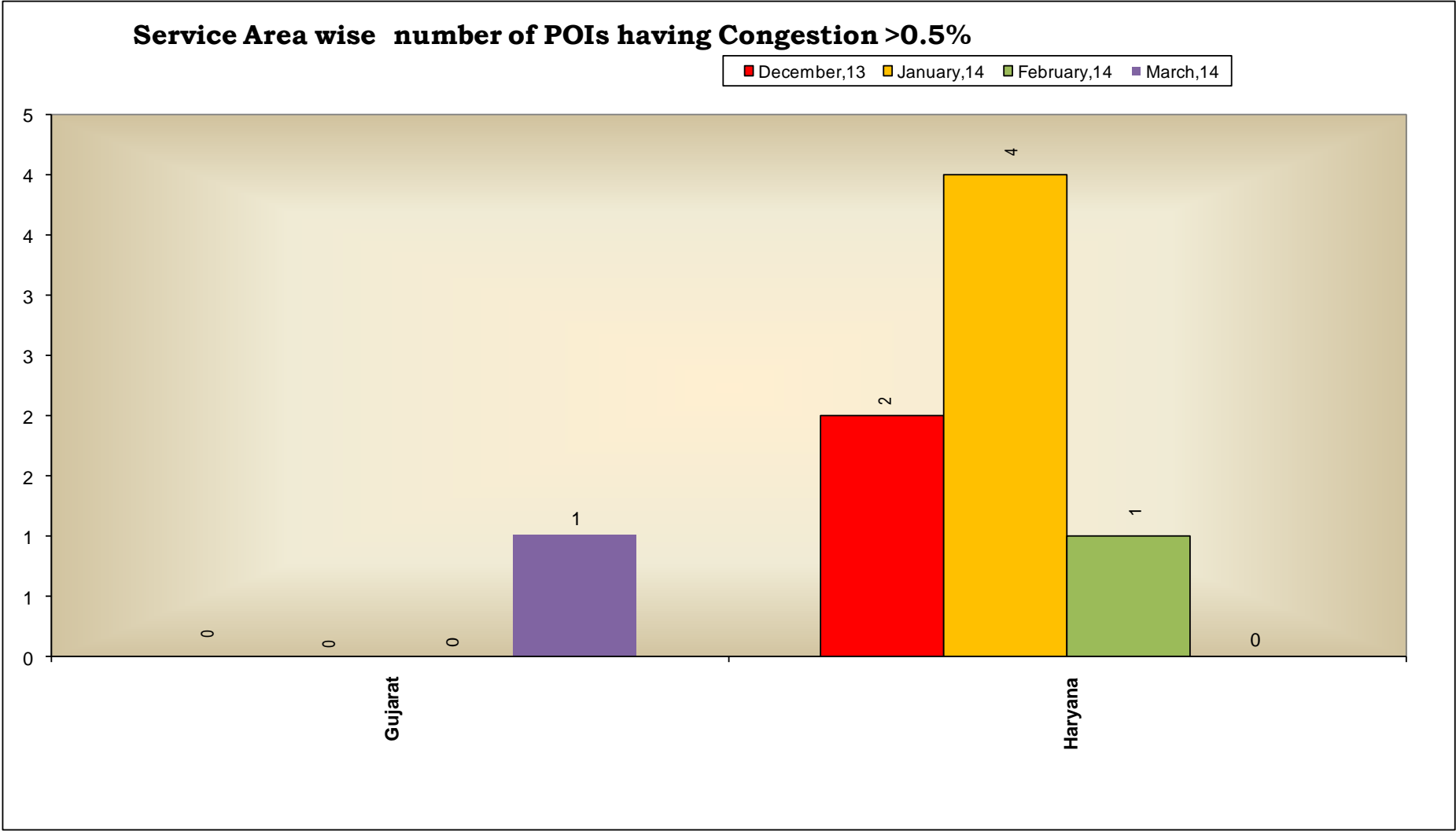


	BSNL
December, 2013	2
January, 2014	4
February, 2014	1
March, 2014	1

(ii) Service Provider wise POI Congestion (CMTS)



(iii) Service Area wise POI Congestion (CMTS)



Basic Telephone Service (Wireline) :

As per the Regulations, 2009, Basic Telephone Service (Wireline) Providers have submitted their POIs Congestion Reports to TRAI for the months of January, February and March 2014.

- This report includes only the Service Providers who do not meet the TRAI's stipulated POI Congestion benchmark of <0.5% in any of their service area.
- No POI Congestion in the month of January, February and March,2014.

The non-provisioning and insufficient provisioning of telecom circuit resource as per traffic requirements leads to:

- inter-network congestion at the Point of Interconnection (POI)
 - loss of calls
 - repeated call attempts by consumers
 - deterioration in Quality of Service (QoS)
 - consumer dissatisfaction
-

Contact Address in case any clarification required:

Advisor (CA &QoS), TRAI
Mahanagar Doorsanchar Bhawan,
Jawahar Lal Nehru Marg (Old Minto Road),
New Delhi - 110002.
Telephone – 011 - 23230404

Authorised for issue

Advisor (CA & QoS)

Analysis –Service provider wise (CMTS) No. of POI having congestion level 0.5%and > 25%									
SL. No.	Circles	December,2013		January,2014		February,2014		March,2014	
		>0.5%	>25%	>0.5%	>25%	>0.5%	>25%	>0.5%	>25%
1	BSNL	2	0	4	0	1	0	1	0
Total		2	0	4	0	1	0	1	0

Analysis - Service Provider wise (CMTS) No. of POI having congestion level 0.5% and >25%								
Operators	December, 2013		January,2014		February,2014		March, 2014	
	>0.5%	>25%	>0.5%	>25%	>0.5%	>25%	>0.5%	>25%
Aircel Ltd.	0	0	0	0	0	0	0	0
Bharti Airtel	0	0	0	0	0	0	0	0
BSNL	2	0	4	0	1	0	1	0
Idea	0	0	0	0	0	0	0	0
Loop Mobile	0	0	0	0	0	0	0	0
MTNL	0	0	0	0	0	0	0	0
Quadrant Televentures	0	0	0	0	0	0	0	0
RCOM	0	0	0	0	0	0	0	0
RTL	0	0	0	0	0	0	0	0
Sistema	0	0	0	0	0	0	0	0
Tata Teleservices	0	0	0	0	0	0	0	0
Uninor	0	0	0	0	0	0	0	0
Videocon	0	0	0	0	0	0	0	0
Vodafone	0	0	0	0	0	0	0	0
Total	2	0	4	0	1	0	1	0

Analysis - Service Area wise (CMTS) No. of POIs having congestion level > 0.5% and >25%									
SL. No.	Circles	December,2013		January,2014		February,2014		March,2014	
		>0.5%	>25%	>0.5%	>25%	>0.5%	>25%	>0.5%	>25%
1	Gujarat	0	0	0	0	0	0	1	0
2	Haryana	2	0	4	0	1	0	0	0
Total		2	0	4	0	1	0	1	0