



Telecom Regulatory Authority of India

The Indian Telecom Services Performance Indicators July - September 2011

New Delhi, India
9th January 2012

Mahanagar Doorsanchar Bhawan,
Jawahar Lal Nehru Marg, New Delhi-110002
Tel: +91-11- 23230752, Fax: +91-11- 23236650
Website: www.trai.gov.in

Disclaimer

The Information and Statistics contained in this report are derived from variety of sources, but are mainly reliant on data obtained from Service Providers. This report does not constitute commercial or other advice. No warranty, representation or undertaking of any kind, express or implied, is given in relation to the information and statistics contained in this report.

Table of Contents

Snapshot	i
Executive Summary	iii
Trends at a Glance	xi
Introduction	xiv
Chapter 1 : Subscription Data	1
Section A: Access Service – An Overview	2
Section B: Wireless Service	11
Section C: Wireline Service	21
Section D: Internet Service	28
Section E: Other Value Added Services – PMRTS & VSAT.....	36
Chapter 2 : Revenue and Usage	40
Section A: GSM Service	41
Section B: CDMA – Full Mobility Service	46
Section C: Internet Service	51
Chapter 3 : Financial Data of Telecom Service Sector	52
Chapter 4 : Quality of Service (QoS)	57
Section A: Quality of Service Performance of Wireless Service Providers	58
Section B: Quality of Service Performance of Wireline Service Providers	66
Section C: Quality of Service Performance of Dial-up/ Broadband Service.....	73
Chapter 5 : Performance of Cable TV, DTH and Radio Broadcasting Services ...	79
Annexures	85
Annexure 1.1: Licensed Cellular (GSM & CDMA) Service Providers	86
Annexure 1.2: Wireless Subscriber Base.....	87
Annexure 1.3: Wireline Subscriber Base	91
Annexure 1.4: Service Provider wise details of PCOs	93
Annexure 1.5: Service Provider wise details of Village Public Telephones.....	96
Annexure 1.6: List of Internet Service Providers Providing Internet Telephony Service.....	99
Annexure 1.7: Internet Service Provider wise Subscriber Base	100
Annexure 1.8: Service Area wise PMRTS subscriber Base	109
Annexure 2.1: GSM Service – Service Area wise Statistics	111
Annexure 2.2: CDMA Full Mobility Service – Service Area wise Statistics	112
Annexure 4.1: Performance of QoS Parameters for Cellular Mobile Service.....	113
Annexure 4.2: Performance of QoS Parameters for Basic (Wire-line) Service	120
Annexure 4.3: Quality of Service Performance of Broadband Service Providers	123
Annexure 5.1: List of Permitted TV Channels.....	127
Annexure 5.2: Broadcaster wise list of pay channels along with their reported a-la-carte rates	170
Annexure 5.3: List of operationalised private FM Radio Stations in India	187
Annexure 5.4: List of applicants who have been granted DTH License.....	195
Annexure 5.5: List of permitted teleports at various locations in India	196
Index of Tables & Charts	199

Snapshot

(Data as on 30th September 2011)

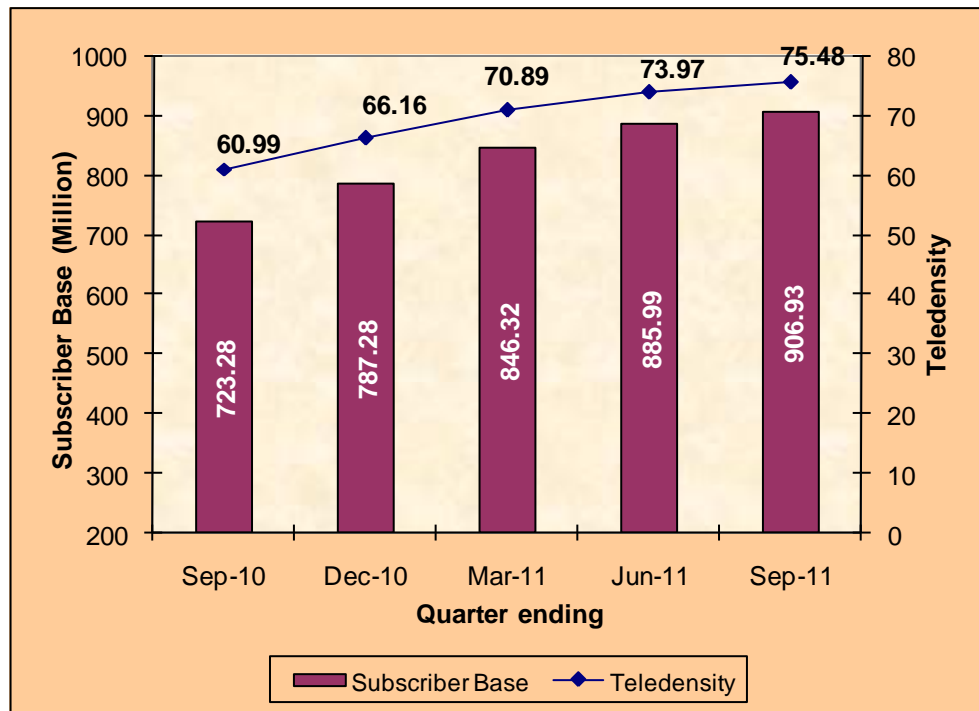
Telecom Subscribers (Wireless + Wireline)	
Total Subscribers	906.93 Million
% change over the previous quarter	2.36%
Urban Subscribers	601.42 Million (66.31%)
Rural Subscribers	305.51 Million (33.69%)
Market share of Private Operators	85.83%
Market share of PSU Operators	14.17%
Teledensity	75.48
Urban Teledensity	166.01
Rural Teledensity	36.40
Wireless Subscribers	
Total Wireless Subscribers	873.61 Million
% change over the previous quarter	2.57%
Urban Subscribers	576.12 Million (65.95%)
Rural Subscribers	297.49 Million (34.05%)
GSM Subscribers	761.20 Million (87.13%)
CDMA Subscribers	112.42 Million (12.87%)
Market share of Private Operators	88.40%
Market share of PSU Operators	11.60%
Teledensity	72.70
Urban Teledensity	159.03
Rural Teledensity	35.44
Wireline Subscribers	
Total Wireline Subscribers	33.31 Million
% change over the previous quarter	-2.86%
Urban Subscribers	25.30 Million (75.94%)
Rural Subscribers	8.02 Million (24.06%)
Market share of Private Operators	18.58%
Market share of PSU Operators	81.42%
Teledensity	2.77
Urban Teledensity	6.98
Rural Teledensity	0.95
Village Public Telephones (VPT)	0.58 Million
Public Call Office (PCO)	2.59 Million

Internet & Broadband Subscribers	
Total Internet Subscribers	20.99 Million
% change over the previous quarter	3.25%
Broadband Subscribers	12.83 Million
Broadcasting & Cable Services	
Total Number of Registered Channels with I&B Ministry	762
Number of Pay Channels	161
Number of private FM Radio Stations	245
DTH Subscribers registered with Pvt. SPs	41.04 Million
Number of Set Top Boxes in CAS areas	8,19,960
Telecom Financial Data (for the QE Sep-11)	
Gross Revenue during the quarter	₹ 49,942.25 Crore
% change in GR over the previous quarter	6.51%
Share of Public sector undertaking's in GR	20.14%
Adjusted Gross Revenue (AGR)	₹ 33,460.52 Crores
% change in AGR over the previous quarter	2.67%
ARPU for Access Services	₹ 98
Revenue & Usage Parameters (for the QE Sep-11)	
Average Revenue Per User (ARPU) GSM Service	₹ 93
Average Revenue Per User (ARPU) CDMA Full Mobility Service	₹ 71
Minutes of Usage (MOU) GSM Service	331 Minutes
Minutes of Usage (MOU) CDMA Full Mobility Service	230 Minutes
Minutes of Usage for Internet Telephony	194.36 Million

Executive Summary

1. The number of telephone subscribers in India increased from 885.99 million at the end of Jun-11 to 906.93 million at the end of Sep-11, registering a growth of 2.36% over the previous quarter as against 4.69% during the QE Jun-11. This reflects year-on-year (Y-O-Y) growth of 25.39% over the same quarter of last year. The overall Teledensity in India has reached 75.48 as on 30th September 2011.

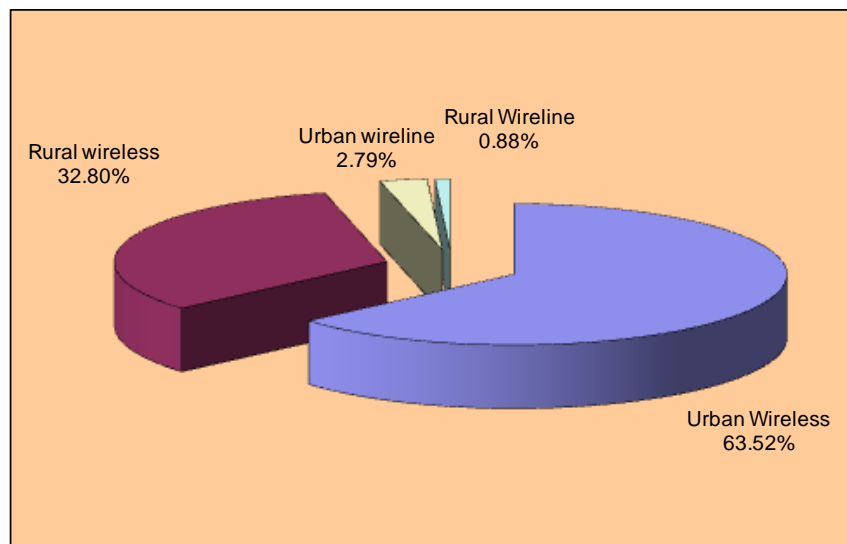
Trends in Telephone subscribers and Teledensity in India



2. Subscription in Urban Areas grew from 587.94 million at the end of Jun-11 to 601.72 million at the end of Sep-11, taking the Urban Teledensity from 163.13 to 166.01. Rural subscription increased from 298.05 million to 305.51 million, and the Rural Teledensity increased from 35.60 to 36.40. Share of Rural areas in total subscription has increased to 33.69% at the end of Sep-11 from 33.64% at the end of Jun-11.

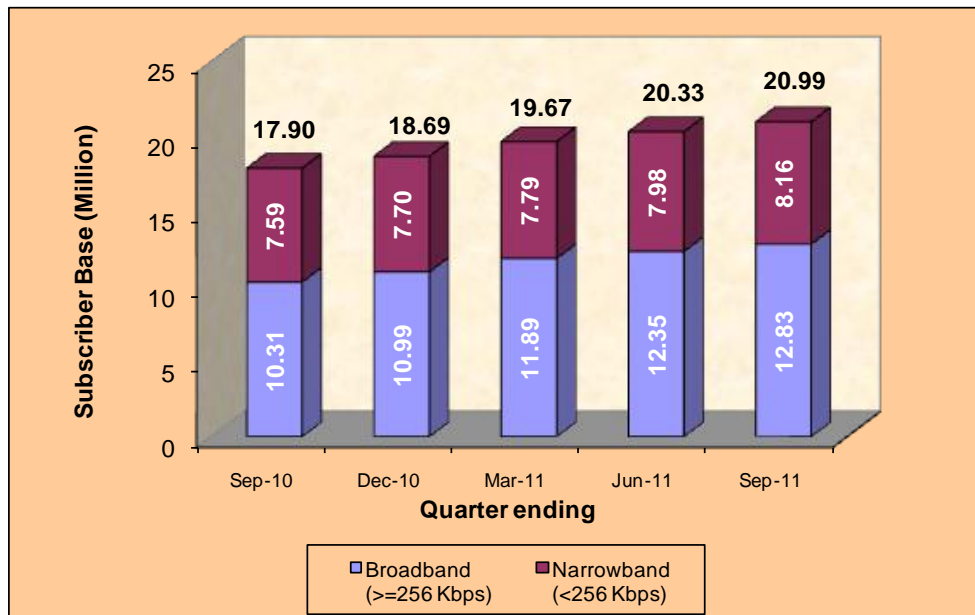
3. About 64.37% of the total net additions have been in Urban areas as compared to 60.14% in the previous quarter. Both, Urban and Rural subscription recorded a decline in rate of growth during the quarter. Rural subscription growth rate declined from 5.60% in QE Jun-11 to 2.50% in QE Sep-11, and Urban subscription declined from 4.23% in QE Jun-11 to 2.29% in QE Sep-11.

Composition of Telephone Subscribers



4. With 21.92 million net additions during the quarter, total wireless (GSM + CDMA) subscriber base registered a growth of 2.57% over the previous quarter and increased from 851.70 million at the end of Jun-11 to 873.61 million at the end of Sep-11. The year-on-year (Y-O-Y) growth over the same quarter of last year is 27.03%. Wireless Teledensity increased from 71.11 to 72.70.
5. Wireline subscriber base further declined from 34.29 million at the end of Jun-11 to 33.31 million at the end of Sep-11, bringing down the wireline Teledensity from 2.86 at the end of Jun-11 to 2.77 at the end of Sep-11.
6. Internet subscribers increased from 20.33 million at the end of Jun-11 to 20.99 million at the end of Sep-11, registering a quarterly growth rate of 3.25%. Top 10 ISPs together hold 94.57% of the total Internet subscriber base.
7. Number of Broadband subscribers increased from 12.35 million at the end of Jun-11 to 12.83 million at the end of Sep-11, registering a quarterly growth of 3.93% and Y-O-Y growth of 24.54%.
8. Share of Broadband subscription in total Internet subscription increased from 60.7% at the end of Jun-11 to 61.1% at the end of Sep-11. 85.44% of the Broadband subscribers are using Digital Subscriber Line (DSL) technology.

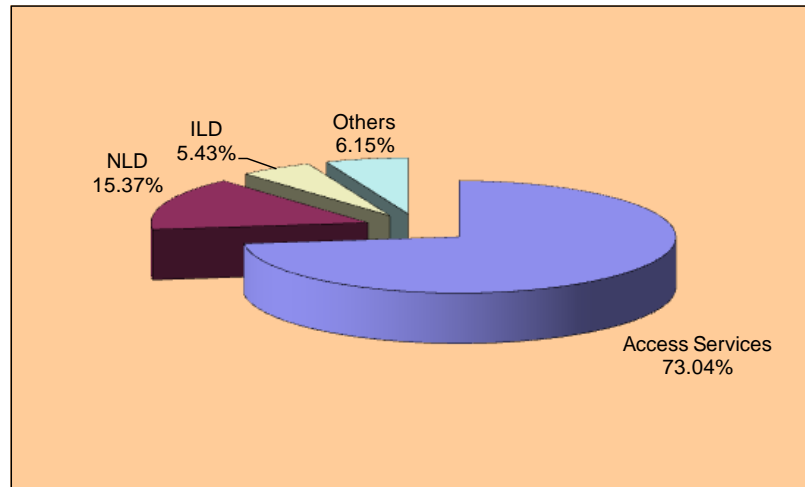
Trends in Internet/Broadband subscription



9. Average Revenue Per User (ARPU) for GSM service declined by 4.59%, from ₹98 in QE Jun-11 to ₹93 in QE Sep-11, with Y-O-Y decrease of 15.11%.
10. MOU per subscriber for GSM service declined by 3.90%, from 344 in QE Jun-11 to 331 in QE Sep-11. The Outgoing MOUs (159) declined by 4.60% and Incoming MOUs (171) by 3.24%.
11. ARPU for CDMA – full mobility service increased by 9.56%, from ₹64 in QE Jun-11 to ₹71 in QE Sep-11. ARPU for CDMA has declined by 3.31% on Y-O-Y basis.
12. MOU per subscriber for CDMA-full mobility service declined by 3.27% from 238 in QE Jun-11 to 230 in QE Sep-11. The Outgoing MOUs (116) declined by 3.0% while Incoming MOUs (114) declined by 3.6%.

13. Gross Revenue (GR) and Adjusted Gross Revenue (AGR) of Telecom Service Sector for the QE Sep-11 has been ₹49,942.25 Crore and ₹33,460.52 Crore respectively. There has been an increase of 6.51% and 2.67% in GR and AGR respectively as compared to previous quarter. The year-on-year (Y-O-Y) growth in GR and AGR over the same quarter in last year has been 19.21% and 12.52% respectively. Pass-through charges accounted for 33.0% of the GR for the quarter ending Sep-11. The quarterly and the year-on-year (Y-O-Y) growth rates of pass-through charges for QE Sep-11 are 15.24% and 35.54% respectively.
14. Average license fee as percentage of AGR is 8.30% in QE Sep-11 as against 8.28% in previous quarter. The quarterly and the year-on-year (Y-O-Y) growth rates of the average license fee for QE Sep-11 are 2.84% and 12.27% respectively.
15. Access services contributed 73.04% of the total revenue of telecom services. In Access services GR, AGR, License Fee & spectrum Charges increased by 2.52%, 0.96%, 1.15% & 0.17% respectively in the quarter ending Sep-11 vis-à-vis previous quarter.
16. Average Revenue per User (ARPU) for Access Services based on AGR remained unchanged at the level of ₹98.

Composition of Gross Revenue



17. The performance of wireline service providers, in terms of various Quality of Service (QoS) parameters, in comparison to that in the previous quarter is summarized as under:

Parameters showing Improvement in QoS	Parameters showing deterioration in QoS	Parameters showing no change in QoS
<ul style="list-style-type: none"> Point of Interconnection (POI) Congestion 	<ul style="list-style-type: none"> Faults incidences (No. of faults/100 Subs./month) % of faults repaired within 3 days % of faults repaired within 5 days Mean Time to Repair (MTTR) Call Completion Rate (CCR) Metering and billing credibility - post paid Resolution of billing/ charging/ validity complaints Period of applying credit/ waiver/ adjustment to customer's account from the date of resolution of complaints 	<ul style="list-style-type: none"> % of faults repaired by next working day Answer to Seizure Ratio (ASR)

Parameters showing Improvement in QoS	Parameters showing deterioration in QoS	Parameters showing no change in QoS
	<ul style="list-style-type: none"> • Accessibility of call centre/ customer care • Percentage of calls answered by the operators (voice to voice) within 60 seconds • %age requests for Termination / Closure of service complied within 7 days • Time taken for refund of deposits after closures 	

18. The performance of wireless service providers in terms of QoS during the quarter vis-à-vis that in previous quarter is depicted as under:

Parameters showing Improvement in QoS	Parameters showing deterioration in QoS
<ul style="list-style-type: none"> • Connection with good voice quality • Call Drop Rate • Point of Interconnection (POI) Congestion (No. of POIs not meeting the benchmark) • Period of applying credit/ waiver/ adjustment to customer's account from the date of resolution of complaints • Accessibility of call centre/ customer care • %age requests for Termination / Closure of service complied within 7 days • Time taken for refund of deposits after closures 	<ul style="list-style-type: none"> • Call Set-up Success Rate (within licensee's own network) • BTSs Accumulated downtime (not available for service) • Worst affected BTSs due to downtime • SDCCH/ Paging Chl. Congestion • TCH Congestion • Worst affected cells having more than 3% TCH drop (call drop) rate • Metering and billing credibility - post paid • Metering and billing credibility - pre paid • Resolution of billing/ charging/ validity complaints • %age of calls answered by the operators (voice to voice) within 60 sec

19. Total Number of channels registered with Ministry of I&B increased from 715 at the end of Jun-11 to 762 at the end of Sep-11. There are 161 pay TV channels in existence, as reported by 24 broadcasters/their distributors, as on QE Sep-11.
20. Maximum number of TV channels (Pay, FTA and Local) being carried by any of the reported MSOs is 287 whereas in the conventional analogue form, maximum number of channels being carried by any of the reported MSOs is 100 channels.
21. Apart from All India Radio, Prasar Bharti – a public broadcaster, there are 245 private FM Radio stations in operation at the end of Sep-11.
22. Besides the free DTH service of Doordarshan, there are 6 private DTH licensees, offering their services to the DTH subscribers. As on 30.9.2011, their reported subscriber base is 41.04 million.
23. Number of Set Top Boxes (STBs) installed in CAS notified areas of Delhi, Mumbai, Kolkata and Chennai increased from 8,11,507 at the end of Jun-11 to 8,19,960 at the end of Sep-11.

Trends at a Glance

A. Wireline & Wireless Services

	QE Sep 2010	QE Dec 2010	QE Mar 2011	QE Jun 2011	QE Sep 2011	%age change over Sep 2010	%age change over Dec 2010	%age change over Mar 2011	%age change over Jun 2011
						(12 months)	(9 months)	(6 months)	(3 months)
1) Subscriber's Base (in million)									
i) Wireline	35.57	35.09	34.73	34.29	33.31	-6.34%	-5.07%	-4.08%	-2.86%
ii) Wireless	687.71	752.19	811.59	851.70	873.61	27.03%	16.14%	7.64%	2.57%
Total	723.28	787.28	846.32	885.99	906.93	25.39%	15.20%	7.16%	2.36%
Rural	236.21	259.78	282.23	298.05	305.51	29.34%	17.60%	8.25%	2.50%
Urban	487.07	527.50	564.08	587.94	601.42	23.48%	14.01%	6.62%	2.29%
2) Traffic (MOU) (minutes of use/ sub/month)									
Wireless - Full mobility									
i) GSM	368	360	349	344	331	-10.21%	-8.10%	-5.30%	-3.90%
ii) CDMA	283	270	263	238	230	-18.73%	-14.70%	-12.38%	-3.27%
3) ARPU (₹/sub/ month)									
Wireless - Full mobility									
i) GSM	110	105	100	98	93	-15.11%	-11.22%	-7.02%	-4.59%
ii) CDMA	73	68	66	64	71	-3.31%	3.29%	7.36%	9.56%
4) Teledensity									
Population in million (Estimated)	1186	1190	1194	1198	1202				
i) Wireline Teledensity	3.00	2.95	2.91	2.86	2.77	-7.56%	-5.99%	-4.70%	-3.17%
ii) Wireless Teledensity	57.99	63.22	67.98	71.11	72.70	25.38%	15.01%	6.94%	2.24%
Total Teledensity	60.99	66.16	70.89	73.97	75.48	23.76%	14.07%	6.47%	2.03%
Rural Teledensity	28.42	31.18	33.79	35.60	36.40	28.06%	16.74%	7.72%	2.25%
Urban Teledensity	137.25	147.88	157.32	163.13	166.01	20.96%	12.27%	5.53%	1.77%

B. Wireline and Wireless Subscriber Base

(i) Wireline Subscribers Base (in million)									
Service Provider	QE Sep 2010	QE Dec 2010	QE Mar 2011	QE Jun 2011	QE Sep 2011	%age change over Sep 2010	%age change over Dec 2010	%age change over Mar 2011	%age change over Jun 2011
						(12 months)	(9 months)	(6 months)	(3 months)
BSNL	26.22	25.65	25.22	24.72	23.68	-9.68%	-7.69%	-6.13%	-4.23%
MTNL	3.47	3.47	3.46	3.44	3.45	-0.84%	-0.63%	-0.54%	0.05%
Bharti	3.22	3.26	3.30	3.32	3.33	3.48%	2.18%	0.98%	0.20%
Reliance	1.21	1.22	1.23	1.24	1.26	4.55%	3.19%	2.16%	1.41%
Tata	1.23	1.27	1.28	1.33	1.36	10.07%	7.04%	5.98%	2.55%
Quadrant (HFCL)	0.18	0.19	0.19	0.19	0.20	7.31%	5.64%	3.41%	1.49%
Sistema	0.04	0.04	0.04	0.04	0.04	20.88%	14.16%	16.64%	9.79%
Total	35.57	35.09	34.73	34.29	33.31	-6.34%	-5.07%	-4.08%	-2.86%

(ii) Wireless Subscriber Base (in million)									
Service Provider	QE Sep 2010	QE Dec 2010	QE Mar 2011	QE Jun 2011	QE Sep 2011	%age change over Sep 2010	%age change over Dec 2010	%age change over Mar 2011	%age change over Jun 2011
						(12 months)	(9 months)	(6 months)	(3 months)
Bharti	143.29	152.50	162.20	169.19	172.78	20.58%	13.30%	6.52%	2.13%
Reliance	117.34	125.65	135.72	143.27	147.09	25.35%	17.06%	8.38%	2.67%
Vodafone	115.55	124.26	134.57	141.52	144.99	25.48%	16.69%	7.75%	2.45%
BSNL	78.32	86.71	91.83	93.73	95.79	22.31%	10.48%	4.31%	2.21%
Tata	79.07	84.23	89.14	90.99	88.77	12.27%	5.39%	-0.41%	-2.44%
Idea/Spice	74.21	81.78	89.50	95.11	100.18	34.99%	22.50%	11.93%	5.33%
Aircel/Dishnet	46.52	50.17	54.84	57.98	59.79	28.55%	19.19%	9.03%	3.13%
MTNL	5.31	5.40	5.47	5.50	5.58	5.12%	3.44%	2.02%	1.53%
Loop	2.98	3.04	3.09	3.15	3.20	7.14%	5.00%	3.32%	1.48%
Quadrant (HFCL)	1.02	1.61	1.47	1.40	1.22	19.70%	-24.03%	-16.51%	-12.78%
Sistema	6.64	8.43	10.06	11.73	13.27	99.84%	57.30%	31.91%	13.15%
Unitech	11.27	18.51	22.79	26.33	29.65	-	-	30.11%	12.62%
S Tel	1.64	2.32	2.82	3.32	3.50	-	-	23.95%	5.40%
Videocon	4.48	7.32	7.11	7.13	6.27	-	-	-	-12.07%
Etisalat	0.06	0.26	0.97	1.36	1.52	-	-	-	11.58%
Total	687.71	752.19	811.59	851.70	873.61	27.03%	16.14%	7.64%	2.57%

C. Internet & Broadband Services

	QE Sep 2010	QE Dec 2010	QE Mar 2011	QE Jun 2011	QE Sep 2011	%age change over Sep 2010	%age change over Dec 2010	%age change over Mar 2011	%age change over Jun 2011
						(12 months)	(9 months)	(6 months)	(3 months)
1) Subscriber's Base (in million)									
i) Internet (excluding Internet Access by wireless phone subscribers)	17.90	18.69	19.67	20.33	20.99	17.31%	12.34%	6.70%	3.25%
- Narrowband Connections	7.59	7.70	7.79	7.98	8.16	7.48%	5.97%	4.75%	2.21%
- Broadband Connections (>=256 Kbps download speed)	10.31	10.99	11.89	12.35	12.83	24.54%	16.79%	7.97%	3.93%
ii) Wireless Data Subscribers	274.05	332.43	381.4	346.67	373.84	36.41%	12.46%	-1.98%	7.84%
2) Minutes of Use (Dialup Internet) (MOU/ subs/ month)									
	486	411	395	547	497	2.26%	20.92%	25.82%	-9.14%

D. Telecom Financial Data

	QE Sep 2010	QE Dec 2010	QE Mar 2011	QE Jun 2011	QE Sep 2011	%age change over Sep 2010	%age change over Dec 2010	%age change over Mar 2011	%age change over Jun 2011
						(12 months)	(9 months)	(6 months)	(3 months)
A. Telecom Sector									
i) Gross Revenue (₹ in Crores)	41895.95	42916.81	45513.05	46891.61	49942.25	19.21%	16.37%	9.73%	6.51%
ii) Adjusted Gross Revenue (₹ in Crores)	29736.20	29925.37	31470.63	32589.93	33460.52	12.52%	11.81%	6.32%	2.67%
B. Access Services									
Adjusted Gross Revenue (₹ in Crores)	23809.17	24239.72	24500.33	26110.16	26360.44	10.72%	8.75%	7.59%	0.96%
ARPU per month (AGR/ Average subscribers/3)	114	107	100	100	98	-13.85%	-8.51%	-2.00%	-2.29%

Introduction

This Report presents the Key Parameters and growth trends for the Telecom Services in India for the quarter ending September 2011. It provides a broad perspective on the Telecom Services to serve as a reference document for various stakeholders, research agencies and analysts. The Executive Summary of various Telecom Services has been given in the beginning, followed by 'Performance Indicators at a Glance'. Chapter-1 deliberates the growth pattern, in terms of Subscriber base and Teledensity, of Wireline, Wireless, Internet and Value Added Services (VAS). Chapter-2 covers the key revenue and usage parameters. Chapter-3 gives the financial and accounting data. Chapter-4 covers performance of various service providers in terms of QoS. The information relating to Cable TV, DTH & Radio Broadcast services is provided in Chapter-5.

2. The Report has been prepared based on the information furnished by the Service Providers. It is also available on TRAI's website (www.trai.gov.in). Any suggestion pertaining to this report may please be addressed to Advisor (ER), TRAI; Tel. +91-11-23230752, Fax. +91-11-23236650 and e-mail: adveco@tra.gov.in or eco@tra.gov.in

Chapter 1 :

Subscription Data

Section A: Access Service – An Overview

The number of telephone subscribers in India increased from 885.99 million at the end of Jun-11 to 906.93 million at the end of Sep-11, registering a growth of 2.36% over the previous quarter as against 4.69% during the QE Jun-11. This reflects year-on-year (Y-O-Y) growth of 25.39% over the same quarter of last year. The overall Teledensity in India has reached 75.48 as on 30th September 2011.

Chart 1.1: Trends in Telephone Subscribers and Teledensity in India

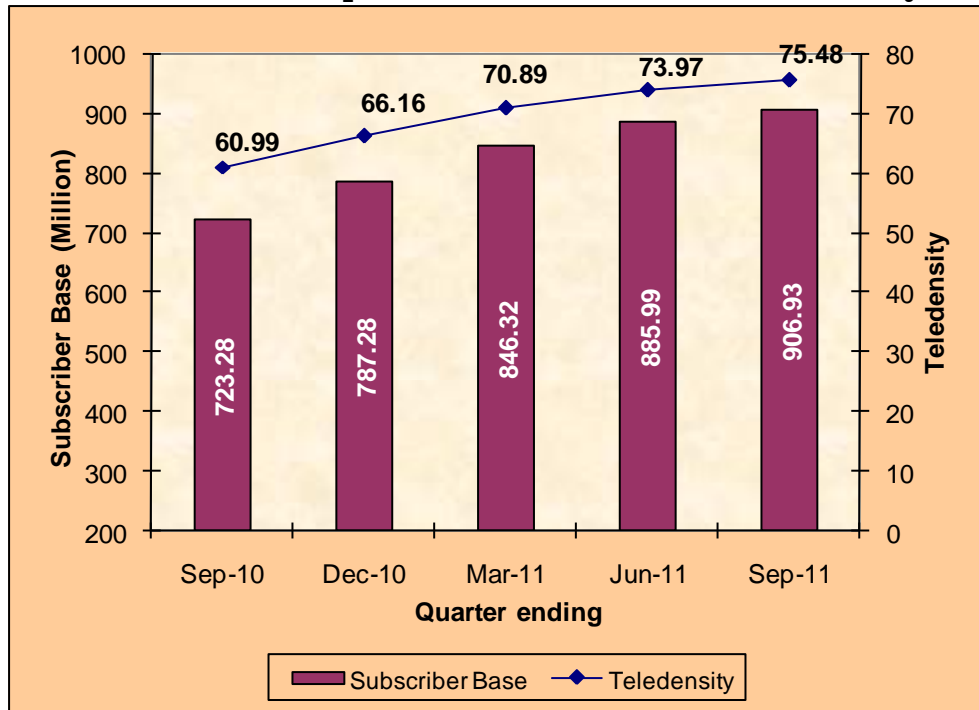


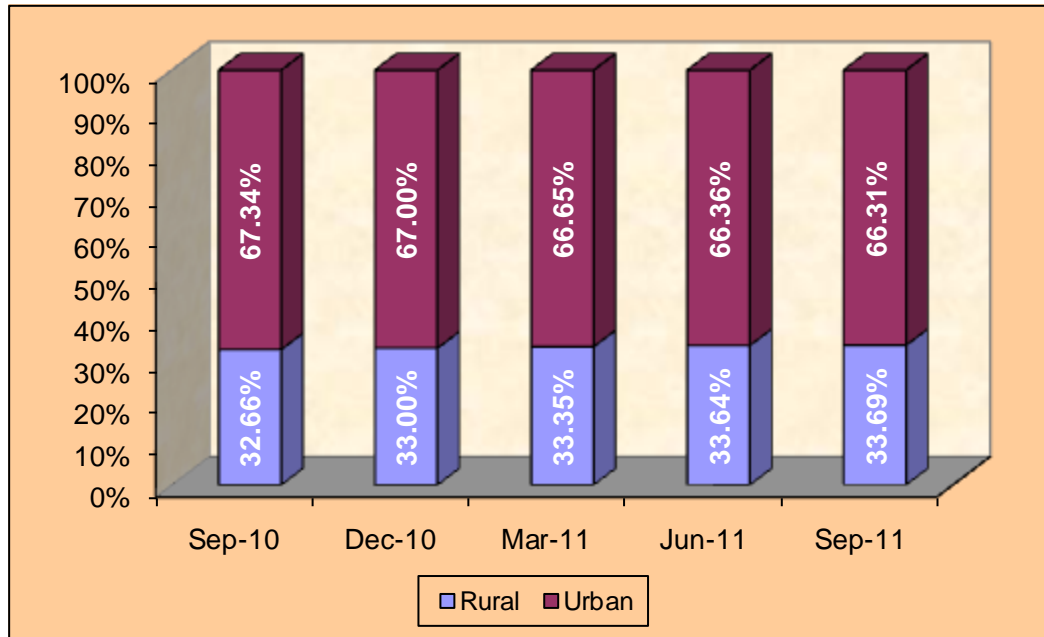
Table 1.1: Subscriber Base & Teledensity – Rural & Urban

Quarter ending	Subscriber Base (million)		Teledensity	
	Rural	Urban	Rural	Urban
Sep-10	236.21	487.07	28.42	137.25
Dec-10	259.78	527.50	31.18	147.88
Mar-11	282.23	564.08	33.79	157.32
Jun-11	298.05	587.94	35.60	163.13
Sep-11	305.51	601.42	36.40	166.01

- 1.2 Subscription in Urban Areas grew from 587.94 million at the end of Jun-11 to 601.72 million at the end of Sep-11, taking the Urban Teledensity from 163.13 to 166.01. Rural subscription increased from 298.05 million to 305.51 million, and the Rural Teledensity increased from 35.60 to 36.40. The year-on-year (Y-O-Y) growth rate of Rural and Urban Teledensity from Sep-10 to Sep-11 is 28.06% and 20.96% respectively.
- 1.3 Both, Urban and Rural subscription recorded a decline in rate of growth during the quarter. Rural subscription growth rate declined from 5.60% in QE Jun-11 to 2.50% in QE Sep-11, and Urban subscription declined from 4.23% in QE Jun-11 to 2.29% in QE Sep-11. The Y-O-Y rates of growth in Rural and Urban subscribers are 29.34% and 23.48% respectively.

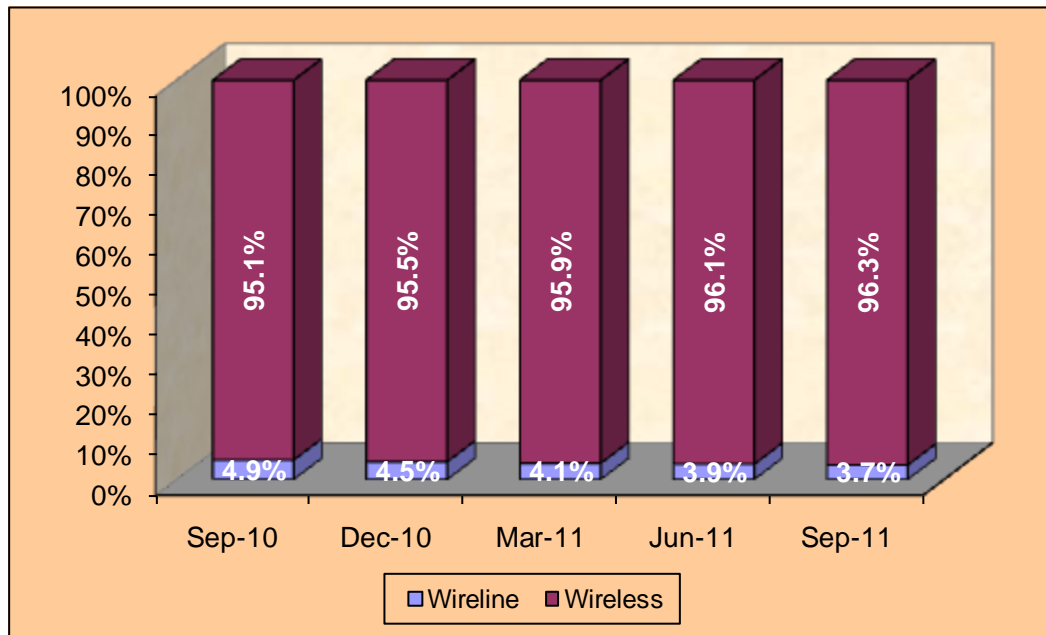
1.4 Rural subscription continues to show higher growth rate than urban.

Chart 1.2: Market Share - Rural & Urban



1.5 Share of Rural areas in total subscription has increased to 33.69% at the end of Sep-11 from 33.64% at the end of Jun-11. The year-on-year (Y-O-Y) growth of the market share of the Rural areas for Sep-11 is 3.15% as against 3.13% in the previous quarter.

Chart 1.3: Composition of Access subscription – Wireline & Wireless



1.6 The dominance of wireless segment in access services is steadily growing.

Chart 1.4: Composition of Telephone Subscribers at the end of the quarter

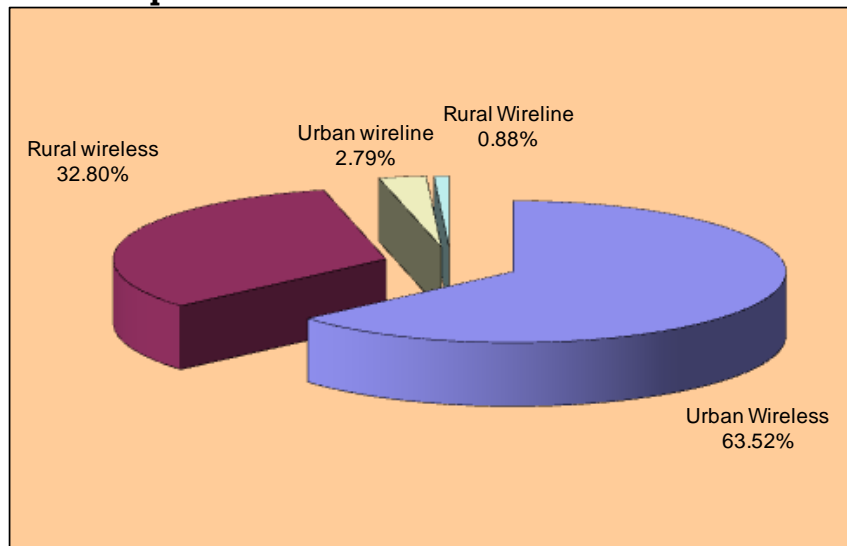
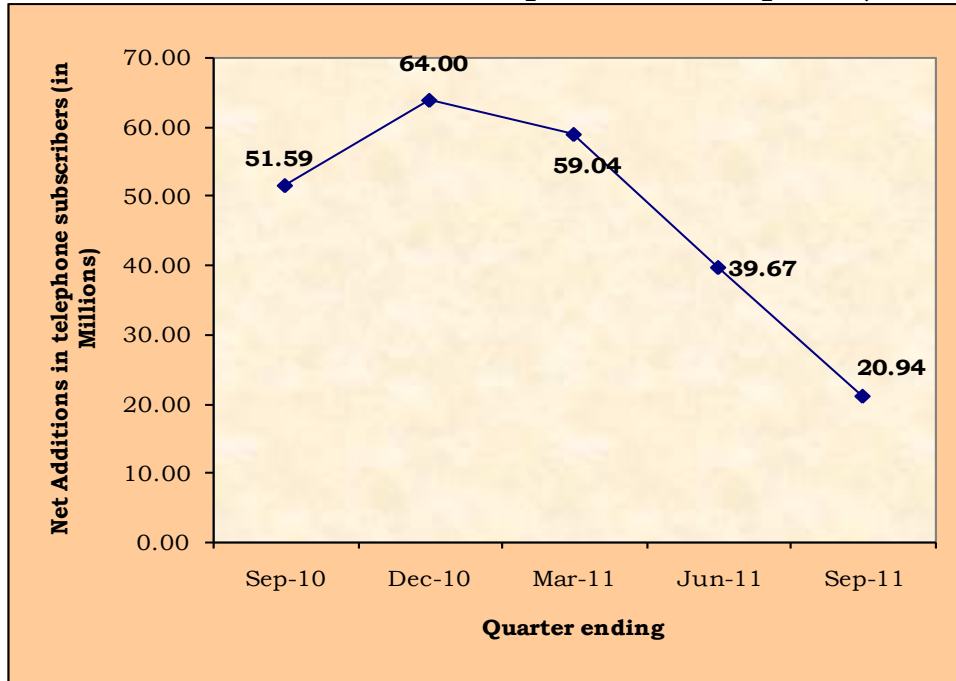


Table 1.2: Service Area wise Access (Wireless +Wireline) Subscribers

Service Area	Subscribers (million)			
	Jun-11	Sep-11	Net Additions	Rate of Growth
Andhra Pradesh	64.91	67.27	2.35	3.63%
Assam	12.95	13.64	0.70	5.39%
Bihar	58.53	59.49	0.96	1.63%
Delhi	44.02	44.18	0.16	0.37%
Gujarat	50.74	52.01	1.27	2.50%
Haryana	21.82	22.51	0.68	3.12%
Himachal Pradesh	7.70	8.05	0.34	4.47%
Jammu & Kashmir	6.04	6.02	-0.01	-0.23%
Karnataka	53.95	55.07	1.12	2.08%
Kerala	36.04	36.78	0.75	2.07%
Madhya Pradesh	49.46	50.13	0.67	1.36%
Maharashtra	67.37	69.55	2.18	3.24%
Mumbai	39.49	39.96	0.47	1.18%
North East	8.01	8.37	0.35	4.41%
Orissa	24.27	25.30	1.03	4.24%
Punjab	31.70	32.63	0.94	2.96%
Rajasthan	45.71	46.95	1.24	2.71%
T.N. (incl. Chennai)	76.15	77.77	1.62	2.13%
U.P.(E)	69.03	70.30	1.27	1.84%
U.P.(W)	50.16	51.94	1.77	3.53%
Kolkata	25.02	25.28	0.25	1.02%
West Bengal	42.92	43.74	0.82	1.92%
All India	885.99	906.93	20.94	2.36%

1.7 During the quarter, Assam has recorded the highest growth rate of 5.39%, followed by HP (4.47%) and NE (4.41%). However, in terms of net additions, AP (2.35 million) is on the top position, followed by MH (2.18 million).

Chart 1.5: Net Addition in Telephone Subscription (In millions)



1.8 The net additions during the quarter have further decreased.

Table 1.3: Service Area wise Teledensity as on 30th September 2011

Service Area	Rural Teledensity	Urban Teledensity	Total Teledensity
Andhra Pradesh	36.63	189.27	78.98
Assam	27.16	140.89	44.31
Bihar	23.66	185.04	45.69
Delhi	-	-	235.50
Gujarat	49.93	140.26	86.51
Haryana	55.44	150.36	87.64
Himachal Pradesh	73.79	469.87	117.83
J&K	28.71	111.48	51.01
Karnataka	36.77	184.88	92.13
Kerala	56.07	250.73	105.76
Madhya Pradesh	24.68	125.45	51.51
Maharashtra	49.05*	147.38*	94.94*
Mumbai			
North East	37.09	144.40	63.06
Orissa	32.11	207.93	61.78
Punjab	62.09	180.72	111.25
Rajasthan	40.70	157.19	68.59
T.N. (incl Chennai)	53.11	160.50	112.52
U.P.(E)	28.99*	156.43*	57.44*
U.P.(W)			
Kolkata	40.88*	163.41*	75.77*
W.B.			
All India	36.40	166.01	75.48

* Population data/projections are available state-wise only

Notes:

1. Teledensity figures are derived from the subscriber data provided by the operators and the population projections, for Urban and Rural areas, of the country, published by the Office of the Registrar General & Census Commissioner, India.
2. Delhi Service area, apart from the State of Delhi, includes wireless subscribers of the areas served by the local exchanges of Ghaziabad & Noida (in UP) and Gurgaon & Faridabad (in Haryana).

1.9 Himachal Pradesh has the highest Rural Teledensity of 73.79, followed by Punjab (62.09) and Kerala (56.07). Bihar has continues to have the lowest Rural Teledensity of 23.66, followed by Madhya Pradesh (24.68).

Table 1.4: Growth in Subscribers

Service Provider	Subscriber base (millions)			Rate of Growth	Market Share – Jun-11	Market Share – Sep-11
	Jun-11	Sep-11	Net Additions			
Bharti	172.51	176.11	3.60	2.09%	19.47%	19.42%
Reliance	144.51	148.35	3.84	2.66%	16.31%	16.36%
Vodafone	141.52	144.99	3.47	2.45%	15.97%	15.99%
BSNL	118.45	119.47	1.02	0.86%	13.37%	13.17%
IDEA/Spice	95.11	100.18	5.07	5.33%	10.73%	11.05%
Tata	92.32	90.13	-2.19	-2.37%	10.42%	9.94%
Aircel/Dishnet	57.98	59.79	1.81	3.13%	6.54%	6.59%
Unitech	26.33	29.65	3.32	12.62%	2.97%	3.27%
Sistema	11.77	13.31	1.55	13.13%	1.33%	1.47%
MTNL	8.94	9.03	0.09	0.96%	1.01%	1.00%
Videocon	7.13	6.27	-0.86	-12.07%	0.80%	0.69%
S Tel	3.32	3.50	0.18	5.40%	0.37%	0.39%
Loop Mobile	3.15	3.20	0.05	1.48%	0.36%	0.35%
Etisalat	1.36	1.52	0.16	11.58%	0.15%	0.17%
Quadrant (HFCL)	1.60	1.42	-0.18	-11.05%	0.18%	0.16%
Total	885.99	906.93	20.94	2.36%	100%	100%

1.10 Bharti is the leading operator in Access segment in terms of number of subscribers. However, in terms of net additions during the quarter, IDEA is on the 1st position, followed by Reliance & Bharti. Videocon & Quadrant have recorded -ve growth during the quarter.

Table 1.5: Subscribers (Rural & Urban) and Market share

Service Provider	Subscribers as on Sep-11 (in millions)	Rural Subscribers (in millions)	Percentage of Rural subscribers	Market share of Rural subscribers
Bharti	176.11	71.11	40.38%	23.3%
Vodafone	144.99	55.62	38.36%	18.2%
IDEA/Spice	100.18	52.10	52.01%	17.1%
BSNL	119.47	41.96	35.12%	13.7%
Reliance	148.35	32.68	22.03%	10.7%
Aircel/Dishnet	59.79	21.14	35.35%	6.9%
Tata	90.13	18.68	20.73%	6.1%
Unitech	29.65	8.33	28.07%	2.7%
Sistema	13.31	2.27	17.04%	0.7%
S Tel	3.50	1.61	46.19%	0.5%
Quadrant (HFCL)	1.42	0.000	0.02%	0.0001%
Loop Mobile	3.20	-	-	-
Videocon	6.27	-	-	-
Etisalat	1.52	-	-	-
MTNL	9.03	-	-	-
Total	906.93	305.51	33.69%	100%

1.11 IDEA continues to be the Service provider with highest proportion of Rural subscribers in its total subscribers. However, this proportion has slightly gone down from 52.76% at the end of Jun-11 to 52.01% at the end of Sep-11.

Section B: Wireless Service

Table 1.6: List of Cellular Mobile (GSM & CDMA) Service Providers currently providing service [As on 30th September 2011]

SLNo.	Service Provider	Area of Operation
1	Bharti	All India
2	Aircel Group	All India
3	Reliance Communications	All India (except Assam & NE)
4	Reliance Telecom	Kolkata, MP, WB, HP, Bihar, OR, Assam & NE
5	Vodafone	All India
6	Tata Teleservices	All India
7	IDEA (Including Spice)	All India
8	Sistema Shyam Telelink	All India
9	BSNL	All India (except Delhi & Mumbai)
10	MTNL	Delhi & Mumbai
11	Loop Telecom Private Ltd	Mumbai, Kolkata, Punjab, Haryana, Rajasthan, MP, Orissa, Assam, NE, MH, Bihar & Gujarat
12	Quadrant (HFCL)	Punjab
13	Unitech	AP, Karnataka, TN (incl. Chennai), Kerala, UP(W), UP(E), Bihar, Orissa, Mumbai, Kolkata, MH, Gujarat, WB, Punjab & MP
14	S Tel	Assam, NE, HP, Bihar & Orissa
15	Videocon	Haryana, TN (incl Chennai), Mumbai, Gujarat, Kerala, MH, AP, Karnataka, UP(W), UP(E), Rajasthan, MP, WB, HP, Bihar & Orissa
16	Etisalat / Allianz	AP, Delhi, Gujarat, Karnataka, Kerala, Maharashtra, Punjab, Rajasthan, UP(E), Mumbai, TN (incl Chennai), Haryana, UP(W), MP & Bihar

Licenses who started services during this quarter:

- Sistema (North East and J&K)
- Loop (MH, Bihar and Gujarat)
- Unitech (Punjab and MP)

Complete list of licensed Cellular (GSM & CDMA) Service providers as on 30th September 2011 is at Annexure – 1.1

1.12 Total Wireless (GSM + CDMA) subscriber base increased from 851.70 million at the end of Jun-11 to 873.61 million at the end of Sep-11, thereby showing a growth of 2.57%. During this quarter 21.92 million subscribers were added. The year-on-year (Y-O-Y) growth rate of Wireless subscribers for Sep-11 is 27.03%. Wireless Teledensity increased from 71.11 to 72.70.

Chart 1.6: Wireless Subscriber Base and Teledensity

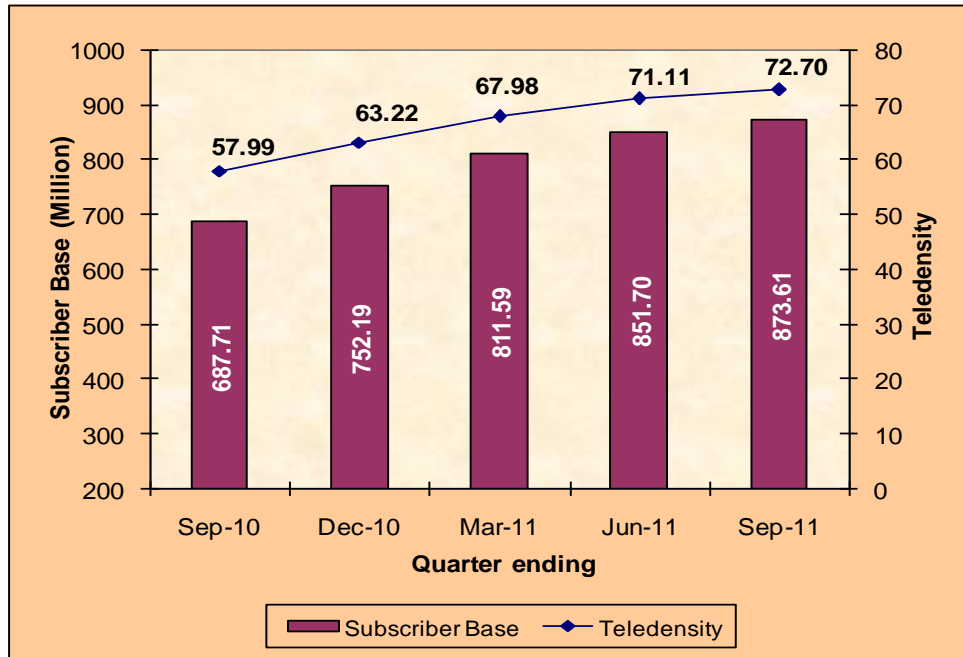


Table 1.7: Wireless Subscriber Base & Teledensity – Rural & Urban

Quarter ending	Subscriber Base (million)		Teledensity	
	Rural	Urban	Rural	Urban
Sep-10	227.08	460.63	27.32	129.80
Dec-10	250.89	501.30	30.11	140.53
Mar-11	273.54	538.05	32.75	150.06
Jun-11	289.57	562.12	34.58	155.96
Sep-11	297.49	576.12	35.44	159.03

1.13 The Rural Wireless subscribers increased from 289.57 million at the end of Jun-11 to 297.49 million at the end of Sep-11.

1.14 Rural subscription grew at the rate of 2.73% in QE Sep-11 as against 5.86% in QE Jun-11 and Urban subscription grew at the rate of 2.49% as against 4.48% in the previous quarter. The share of Rural wireless subscription increased to 34.05% in total wireless subscription.

Chart 1.7: Wireless Market Share – Rural & Urban

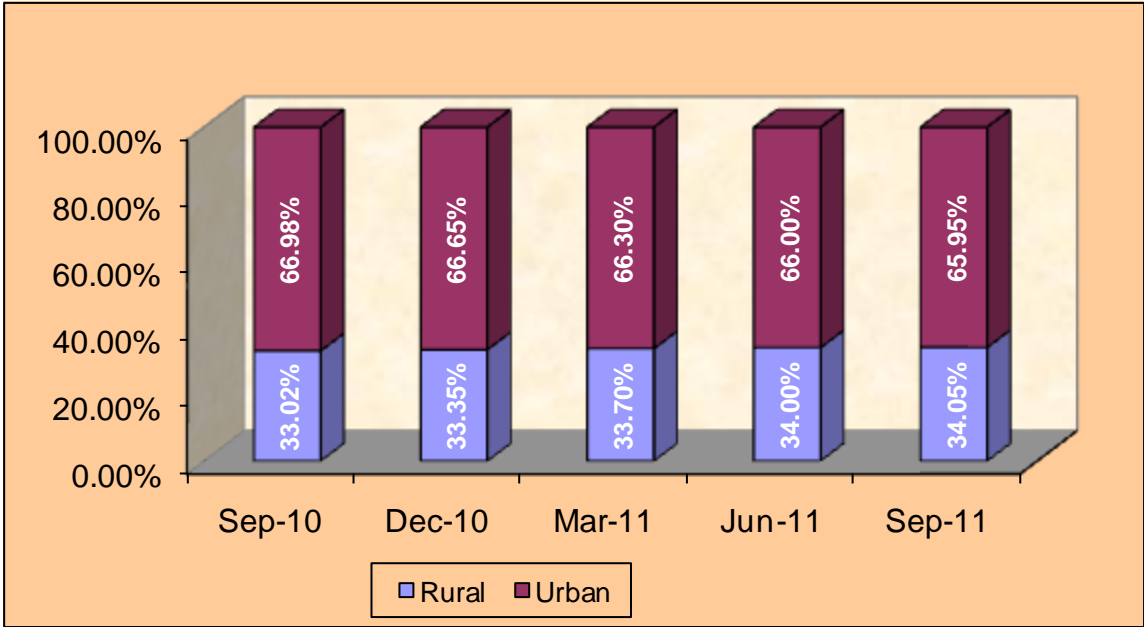


Table 1.8: Growth in Wireless Subscribers

Service Provider	Subscriber Base (millions)			Rate of Growth	Market Share – Jun-11	Market Share – Sep-11
	Jun-11	Sep-11	Net Additions			
Bharti	169.19	172.78	3.60	2.13%	19.86%	19.78%
Reliance	143.27	147.09	3.82	2.67%	16.82%	16.84%
Vodafone	141.52	144.99	3.47	2.45%	16.62%	16.60%
IDEA/Spice	95.11	100.18	5.07	5.33%	11.17%	11.47%
BSNL	93.73	95.79	2.07	2.21%	11.00%	10.97%
Tata	90.99	88.77	-2.22	-2.44%	10.68%	10.16%
Aircel/Dishnet	57.98	59.79	1.81	3.13%	6.81%	6.84%
Unitech	26.33	29.65	3.32	12.62%	3.09%	3.39%
Sistema	11.73	13.27	1.54	13.15%	1.38%	1.52%
Videocon	7.13	6.27	-0.86	-12.07%	0.84%	0.72%
MTNL	5.50	5.58	0.08	1.53%	0.65%	0.64%
S Tel	3.32	3.50	0.18	5.40%	0.39%	0.40%
Loop	3.15	3.20	0.05	1.48%	0.37%	0.37%
Etisalat	1.36	1.52	0.16	11.58%	0.16%	0.17%
Quadrant (HFCL)	1.40	1.22	-0.18	-12.78%	0.16%	0.14%
Total	851.70	873.61	21.92	2.57%	-	-

1.15 Bharti is the leading operator with 172.78 million subscribers at the end of Sep-11, followed by Reliance (147.09 million) and Vodafone (144.99 million). In terms of net additions during the quarter, IDEA (5.07 million) has added the highest number of subscribers, followed by Reliance (3.82 Million) and Bharti (3.60 Million). Tata, Videocon & Quadrant have recorded -ve growth.

Table 1.9: Service Area wise Wireless Subscribers

Service Area	Subscribers (million)			
	Jun-11	Sep-11	Net Additions	Rate of change
Andhra Pradesh	62.56	64.92	2.36	3.76%
Assam	12.69	13.39	0.70	5.53%
Bihar	57.34	58.88	1.54	2.69%
Delhi	41.17	41.32	0.14	0.35%
Gujarat	48.82	50.12	1.30	2.66%
Haryana	21.19	21.89	0.70	3.29%
Himachal Pradesh	7.37	7.72	0.35	4.79%
Jammu & Kashmir	5.82	5.81	-0.01	-0.19%
Karnataka	51.22	52.35	1.13	2.21%
Kerala	32.76	33.53	0.77	2.34%
Madhya Pradesh	48.13	48.91	0.78	1.62%
Maharashtra	64.56	66.82	2.25	3.49%
Mumbai	36.50	36.96	0.46	1.27%
North East	7.75	8.11	0.36	4.60%
Orissa	23.70	24.73	1.03	4.34%
Punjab	30.15	31.12	0.97	3.22%
Rajasthan	44.47	45.73	1.26	2.83%
T.N. (incl. Chennai)	72.76	74.38	1.62	2.22%
U.P.(E)	67.57	68.87	1.30	1.92%
U.P.(W)	49.31	51.11	1.80	3.64%
Kolkata	23.64	23.92	0.28	1.19%
West Bengal	42.19	43.04	0.84	1.99%
All India	851.70	873.61	21.92	2.57%

Table 1.10: Service Area wise Wireless Teledensity as on 30th September 2011

Service Area	Rural Teledensity	Urban Teledensity	Total Teledensity
Andhra Pradesh	35.52	182.21	76.21
Assam	26.93	136.74	43.49
Bihar	23.49	182.70	45.22
Delhi	-	-	220.22
Gujarat	48.79	134.17	83.37
Haryana	54.25	145.56	85.23
Himachal Pradesh	69.60	460.67	113.08
Jammu & Kashmir	28.23	106.10	49.21
Karnataka	35.40	175.00	87.58
Kerala	47.64	238.64	96.40
Madhya Pradesh	24.44	121.41	50.26
Maharashtra	47.84*	138.12*	89.97*
Mumbai			
North East	36.44	138.41	61.12
Orissa	31.51	202.57	60.38
Punjab	59.32	172.17	106.08
Rajasthan	39.97	152.10	66.81
T.N. (incl. Chennai)	51.11	153.26	107.62
U.P.(E)	28.69*	152.72*	56.38*
U.P.(W)			
Kolkata	40.37*	156.73*	73.50*
W.B.			
All India	35.44	159.03	72.70

* Population data/projections are available state-wise only

Notes:

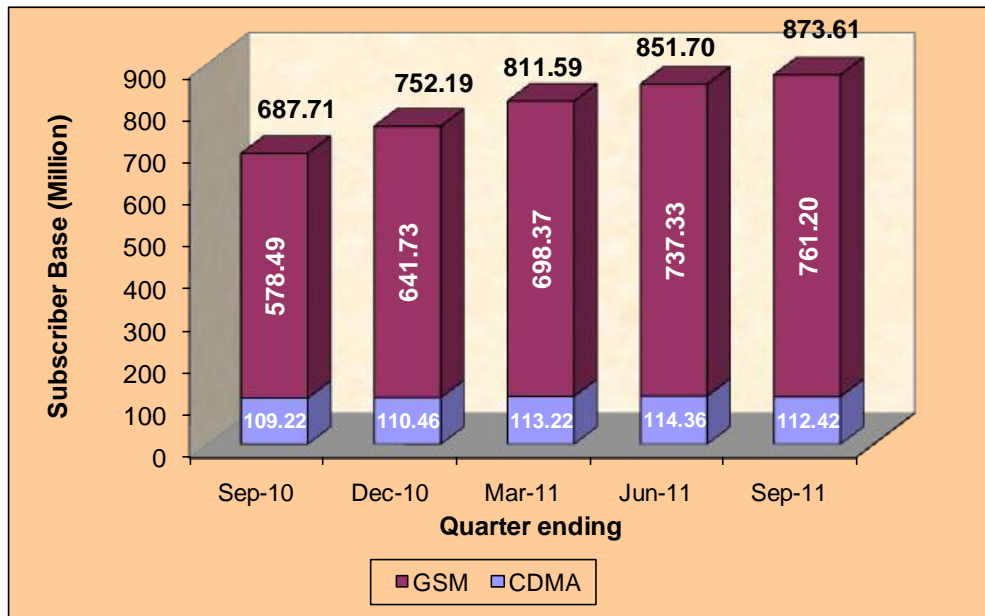
1. Teledensity figures are derived from the subscriber data provided by the operators and the population projections, for Urban and Rural areas, of the country, published by the Office of the Registrar General & Census Commissioner, India.
2. Delhi service area, apart from the State of Delhi, includes the areas served by the local exchanges of Ghaziabad & Noida (in UP) and Gurgaon & Faridabad (in Haryana).

Table 1.11: Rural Wireless Subscribers and Market Share

Service Provider	Subscribers at the end of Sep-11 (in millions)	Rural Subscribers (in millions)		Percentage of Rural subscribers in total		Market Share of Rural Subscribers	
		Jun-11	Sep-11	Jun-11	Sep-11	Jun-11	Sep-11
Bharti	172.78	69.25	71.11	40.93%	41.16%	23.91%	23.90%
Vodafone	144.99	54.72	55.62	38.67%	38.36%	18.90%	18.70%
Idea /Spice	100.18	50.18	52.10	52.76%	52.01%	17.33%	17.51%
BSNL	95.79	33.48	34.00	35.72%	35.49%	11.56%	11.43%
Reliance	147.09	31.50	32.68	21.99%	22.22%	10.88%	10.98%
Aircel / Dishnet	59.79	20.64	21.14	35.59%	35.35%	7.13%	7.11%
Tata	88.77	18.50	18.63	20.33%	20.99%	6.39%	6.26%
Unitech	29.65	7.88	8.33	29.94%	28.07%	2.72%	2.80%
Sistema	13.27	2.02	2.26	17.24%	17.04%	0.70%	0.76%
S Tel	3.50	1.40	1.61	42.16%	46.19%	0.48%	0.54%
Quadrant (HFCL)	1.22	0.0003	0.0003	0.02%	0.02%	0.0001%	0.0001%
Loop	3.20	0	0	0%	0%	0%	0%
MTNL	5.58	0	0	0%	0%	0%	0%
Videocon	6.27	0	0	0%	0%	0%	0%
Etisalat	1.52	0	0	0%	0%	0%	0%
Total	873.61	289.57	297.49	34.00%	34.05%	100%	100%

1.16 Detailed table on service provider wise subscriber base in each service area is at Annexure-1.2.

Chart 1.8: Wireless Subscription: GSM vs CDMA



1.17 CDMA subscriber base declined from 114.36 million at the end of Jun-11 to 112.42 million at the end of Sep-11. At the end of Sep-11, GSM subscribers constituted 87.13% of the wireless market.

GSM Services

1.18 The GSM subscribers were 761.20 million at the end of Sep-11 as against 737.33 million at the quarter ending Jun-11, showing a growth of 3.24%. Bharti with 172.78 million subscribers continues to be the largest GSM mobile operator, followed by Vodafone (144.99 million).

Table 1.12: Group-wise Market Share (in terms of subscription) within GSM Service

Service Provider	Jun-11		Sep-11		Net Additions (in millions)
	No of Subscribers (in millions)	Market Share	No of Subscribers (in millions)	Market Share	
Bharti	169.19	22.95%	172.78	22.70%	3.60
Vodafone	141.52	19.19%	144.99	19.05%	3.47
Idea/Spice	95.11	12.90%	100.18	13.16%	5.07
Reliance	88.23	11.97%	91.94	12.08%	3.71
BSNL	88.43	11.99%	90.91	11.94%	2.48
Aircel /Dishnet	57.98	7.86%	59.79	7.86%	1.81
Tata	49.06	6.65%	49.98	6.57%	0.91
Unitech	26.33	3.57%	29.65	3.90%	3.32
Videocon	7.13	0.97%	6.27	0.82%	-0.86
MTNL	5.23	0.71%	5.32	0.70%	0.09
S Tel	3.32	0.45%	3.50	0.46%	0.18
Loop	3.15	0.43%	3.20	0.42%	0.05
Etisalat	1.36	0.18%	1.52	0.20%	0.16
Quadrant (HFCL)	1.30	0.18%	1.16	0.15%	-0.13
Total	737.33	100%	761.20	100%	23.86

1.19 Net additions further decreased from 38.96 million in quarter ending Jun-11 to 23.86 million in quarter ending Sep-11.

CDMA Services

1.20 The CDMA subscriber base declined from 114.36 million at the end of Jun-11 to 112.42 million at the end of Sep-11, thereby showing a -ve growth rate of 1.70%. Reliance with 55.03 million subscribers continues to be the largest CDMA mobile operator. However, in terms of net additions during the quarter, Sistema continued to add the highest number of subscribers (1.67 million), followed by Reliance (0.38 million), rest of the service providers recorded decline in subscribers.

Table 1.13: Market Share (in terms of subscription) within CDMA Service

Service Provider	Jun-11		Sep-11		Net Additions (in millions)
	No of Subscribers (in millions)	Market Share	No of Subscribers (in millions)	Market Share	
Reliance	55.03	48.12%	55.15	49.06%	0.11
Tata	41.93	36.66%	38.80	34.51%	-3.13
Sistema	11.73	10.25%	13.27	11.80%	1.54
BSNL	5.30	4.63%	4.88	4.34%	-0.41
MTNL	0.27	0.24%	0.26	0.23%	-0.01
Quadrant (HFCL)	0.11	0.09%	0.06	0.05%	-0.04
Total	114.36	100.00%	112.42	100.00%	-1.95

1.21 There has been a net decline of 1.95 million subscribers during the quarter ending Sep-11.

Section C: Wireline Service

Table 1.14: Service Providers providing Wireline service [as on 30th September 2011]

Sl. No.	Name of the Service Provider	Area of Operation
1	BSNL	All India except Delhi & Mumbai
2	MTNL	Delhi & Mumbai
3	Bharti Airtel Ltd	Andhra Pradesh, Delhi, Gujarat, Haryana, Karnataka, Kerala, Kolkata, Madhya Pradesh, Maharashtra, Mumbai, Punjab, Rajasthan, Tamil Nadu (incl. Chennai), UP(East) and UP(West)
4	Tata Teleservices Ltd. & Tata Teleservices (Mah) Ltd.	All India
5	Quadrant Televentures Ltd. (HFCL)	Punjab
6	Sistema Shyam Telelink Ltd.	Rajasthan
7	Reliance Communications Ltd.	Andhra Pradesh, Bihar, Delhi, Gujarat, Haryana, Himachal Pradesh, J&K, Karnataka, Kerala, Kolkata, Madhya Pradesh, Maharashtra, Mumbai, Orissa, Punjab, Rajasthan, (Tamilnadu incl. Chennai), UP(East), UP(West) and West Bengal

Chart 1.9: Wireline Subscriber Base and Teledensity

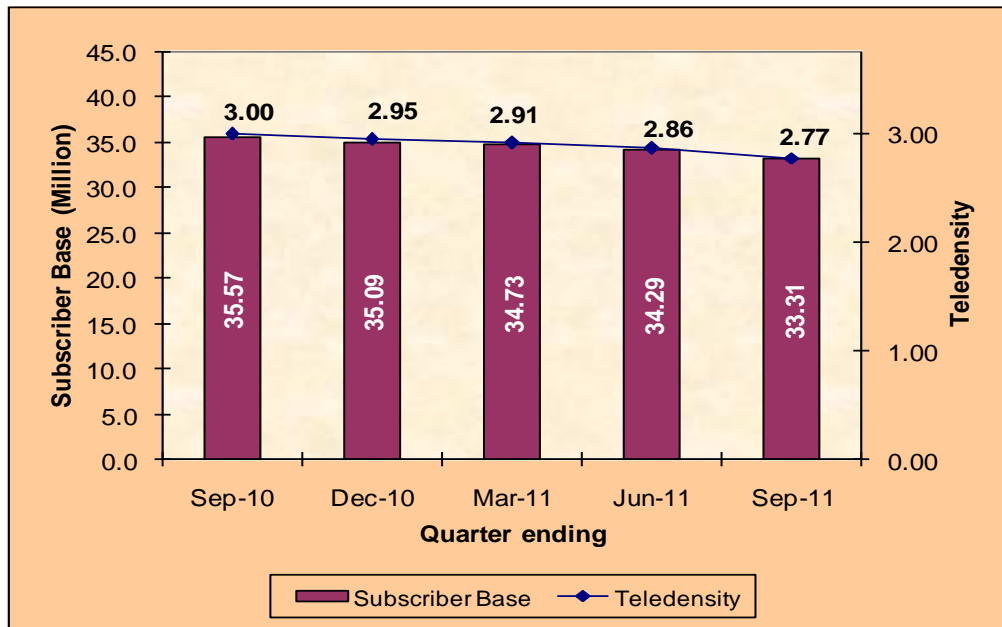


Table 1.15: Wireline Subscriber Base & Teledensity – Rural & Urban

Quarter ending	Subscriber Base (million)		Teledensity	
	Rural	Urban	Rural	Urban
Sep-10	9.13	26.44	1.10	7.45
Dec-10	8.88	26.21	1.07	7.35
Mar-11	8.69	26.04	1.04	7.26
Jun-11	8.47	25.82	1.01	7.16
Sep-11	8.02	25.30	0.95	6.98

1.22 Wireline subscriber base further declined from 34.29 million at the end of Jun-11 to 33.31 million at the end of Sep-11. Wireline Teledensity is 2.77. Rural subscriber base has shown Y-o-Y decline of 12.17%, from 9.13 Million at the end of Sep-10 to 8.02 Million at the end of Sep-11. During the same period, Urban subscription recorded decline rate of 4.33%.

Chart 1.10: Wireline Market share – Rural & Urban

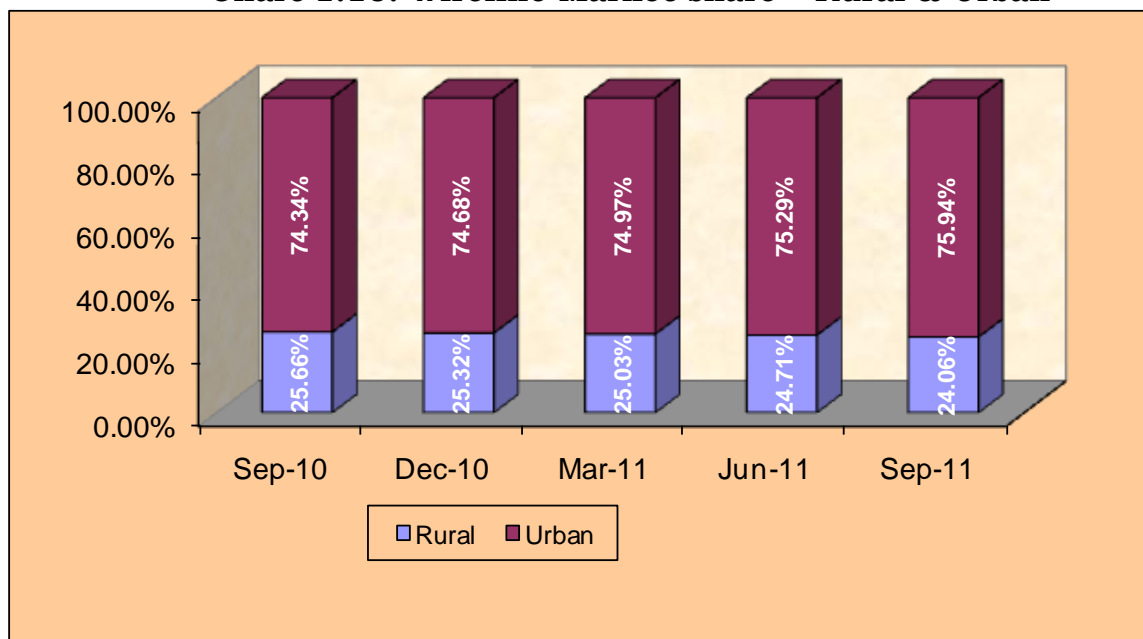


Table 1.16: Service Provider wise Subscribers (Rural & Urban) & Market Share

Service Provider	Subscriber Base (million)			Share of Rural subscription
	Rural	Urban	Total	
BSNL	7.96	15.72	23.68	33.61%
MTNL	-	3.45	3.45	-
Bharti	-	3.33	3.33	-
Tata	0.05	1.31	1.36	3.63%
Reliance	0.002	1.26	1.26	0.14%
Quadrant (HFCL)	-	0.20	0.20	-
Sistema	0.007	0.04	0.04	14.60%
Total	8.02	25.30	33.31	24.06%

Table 1.17: Growth in Subscribers

Service Provider	Subscriber Base (million)			Rate of change	Market share-Jun-11	Market share-Sep-11
	Jun-11	Sep-11	Net Additions			
BSNL	24.72	23.68	-1.047	-4.2%	72.10%	71.08%
MTNL	3.44	3.45	0.002	0.1%	10.04%	10.34%
Bharti	3.32	3.33	0.007	0.2%	9.69%	9.99%
Tata	1.33	1.36	0.034	2.6%	3.86%	4.08%
Reliance	1.24	1.26	0.018	1.4%	3.63%	3.78%
Quadrant (HFCL)	0.19	0.20	0.003	1.5%	0.56%	0.59%
Sistema	0.04	0.04	0.004	9.8%	0.12%	0.13%
Total	34.29	33.31	-0.980	-2.9%	100%	100%

Table 1.18: Service Area wise Wireline Subscribers

Service Area	Jun-11	Sep-11	Net Additions	Rate of Change
Andhra Pradesh	2.35	2.35	-0.001	-0.02%
Assam	0.26	0.25	-0.004	-1.55%
Bihar	1.19	0.61	-0.585	-49.02%
Delhi	2.85	2.87	0.018	0.63%
Gujarat	1.92	1.89	-0.028	-1.45%
Haryana	0.63	0.62	-0.014	-2.27%
Himachal Pradesh	0.33	0.32	-0.009	-2.62%
Jammu & Kashmir	0.22	0.21	-0.003	-1.24%
Karnataka	2.73	2.72	-0.008	-0.30%
Kerala	3.28	3.26	-0.022	-0.68%
Madhya Pradesh	1.33	1.22	-0.109	-8.22%
Maharashtra	2.80	2.73	-0.070	-2.51%
Mumbai	2.99	2.99	0.003	0.11%
North East	0.26	0.26	-0.003	-1.21%
Orissa	0.57	0.57	0.001	0.15%
Punjab	1.55	1.52	-0.034	-2.18%
Rajasthan	1.23	1.21	-0.017	-1.40%
T.N. (incl. Chennai)	3.39	3.39	0.003	0.09%
U.P.(E)	1.46	1.43	-0.027	-1.85%
U.P.(W)	0.85	0.82	-0.026	-3.11%
Kolkata	1.39	1.36	-0.028	-2.03%
W.B.	0.72	0.71	-0.016	-2.27%
All India	34.29	33.31	-0.980	-2.86%

1.23 Delhi, Mumbai, Orissa & TN (incl Chennai) are the only Service Areas which showed positive growth.

Table 1.19: Service Area wise Wireline Teledensity as on 30th September 2011

Service Area	Rural Teledensity	Urban Teledensity	Total Teledensity
Andhra Pradesh	1.11	7.06	2.76
Assam	0.23	4.15	0.82
Bihar	0.17	2.34	0.47
Delhi	-	-	15.29
Gujarat	1.13	6.10	3.14
Haryana	1.19	4.80	2.41
Himachal Pradesh	4.19	9.20	4.75
Jammu & Kashmir	0.48	5.39	1.80
Karnataka	1.37	9.88	4.55
Kerala	8.43	12.08	9.36
Madhya Pradesh	0.24	4.04	1.25
Maharashtra	1.20*	9.26*	4.96*
Mumbai			
North East	0.64	5.99	1.94
Orissa	0.59	5.36	1.40
Punjab	2.78	8.55	5.17
Rajasthan	0.73	5.10	1.77
T.N.	2.00	7.24	4.90
U.P.(E)	0.30*	3.70*	1.06*
U.P.(W)			
Kolkata	0.51*	6.68*	2.27*
W.B.			
All India	0.95	6.98	2.77

* Population data/projections are available state-wise only

Notes:

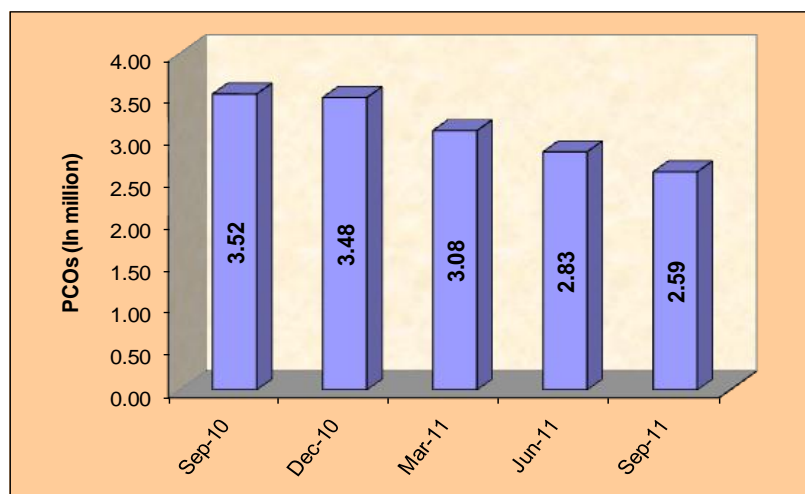
1. Teledensity figures are derived from the subscriber data provided by the operators and the population projections, for Urban and Rural areas, of the country, published by the Office of the Registrar General & Census Commissioner, India.

1.24 Detailed table on service provider wise subscriber base in each service area is at Annexure-1.3.

Public Call Offices (PCO)

1.25 Total number of PCOs in the country at the end of Sep-11 is 2.59 million as compared to 2.83 million at the end of Jun-11, showing a reduction of 0.24 million PCOs. Detailed table is at Annexure - 1.4.

Chart 1.11: Number of PCOs



1.26 Number of PCOs continued to show declining trend. This quarter has recorded a decline of 8.40%. The year-on-year (Y-O-Y) decline over the same quarter of the last year is 26.32%.

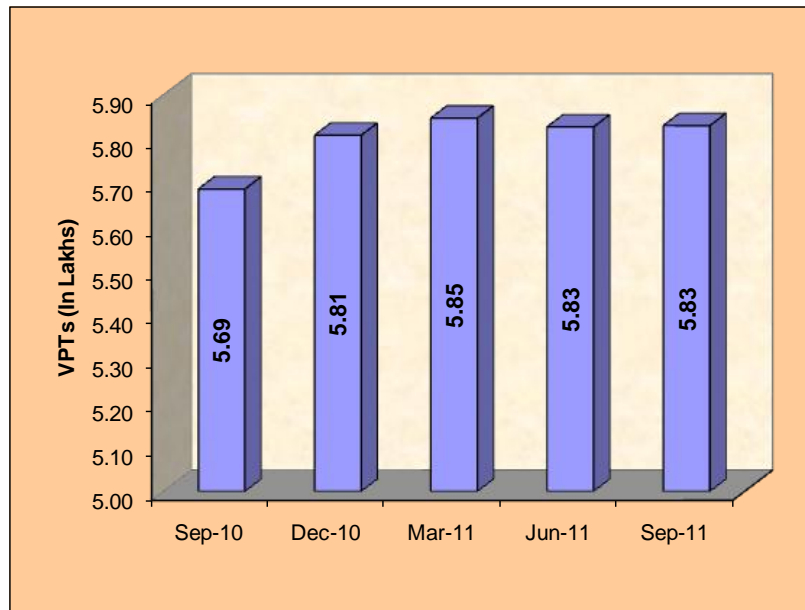
Table 1.20: Rate of change & Market share of PCOs

Service Provider	Jun-11	Sep-11	Rate of change	Market share (Sep-11)
BSNL	1.34	1.29	-3.37%	49.80%
MTNL	0.16	0.16	-0.94%	6.24%
Bharti	0.07	0.06	-9.57%	2.27%
Quadrant (HFCL)	0.01	0.01	-32.55%	0.28%
Sistema	0.02	0.02	2.02%	0.79%
Tata	0.88	0.76	-13.66%	29.18%
Reliance	0.36	0.30	-17.34%	11.43%
Total	2.83	2.59	-8.40%	100.00%

Village Public Telephones (VPTs)

1.27 There are 5,93,731 inhabited villages in India as per census 2001. The number of VPTs more or less remained at the same level as previous quarter i.e. 5.83 lakhs. At the end of Sep-11, 98.2% of the total inhabited villages in India have been connected. Detailed table is at Annexure -1.5.

Chart 1.12: Growth in VPTs

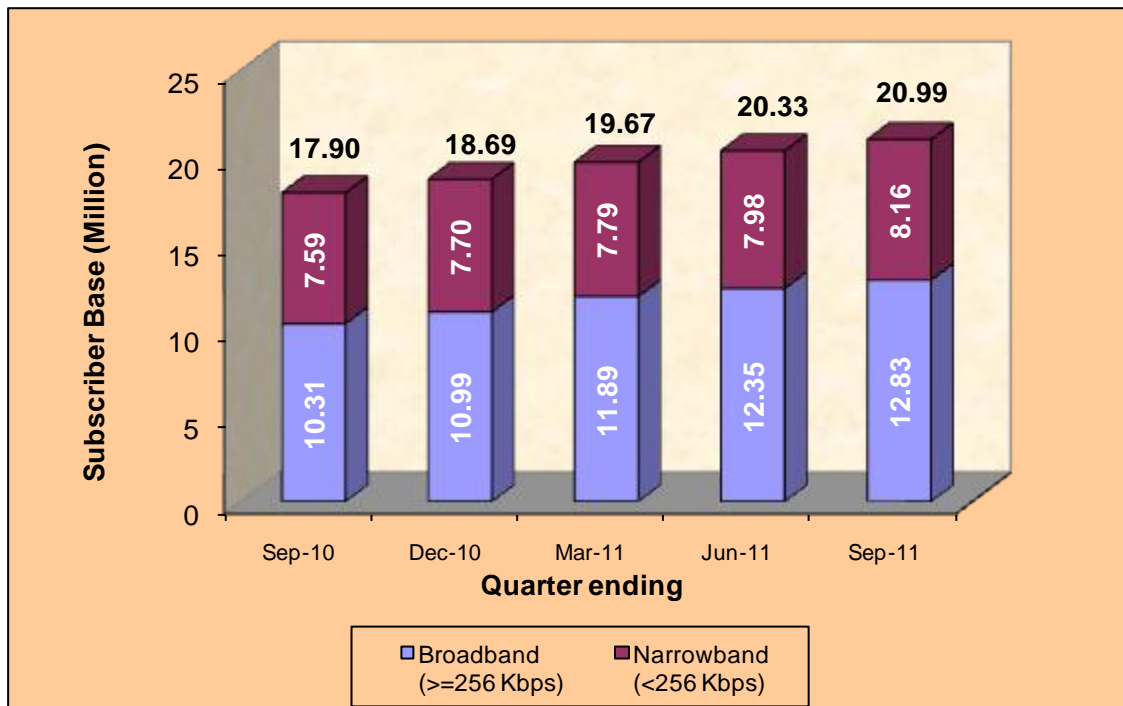


Section D: Internet Service

1.28 There are 20.99 million Internet subscribers at the end of Sep-11 as compared to 20.33 million at the end of Jun-11, registering a growth of 3.25%. Apart from this, 373.84 million wireless subscribers have subscribed to Data services, as reported by the wireless service providers.

1.29 Number of Broadband subscribers increased from 12.35 million at the end of Jun-11 to 12.83 million at the end of Sep-11, registering a quarterly growth of 3.93% and Y-O-Y growth of 24.54%.

Chart 1.13: Trends in Internet/Broadband subscription



1.30 Share of Broadband subscription in total Internet subscription increased from 60.7% at the end of Jun-11 to 61.1% at the end of Sep-11.

1.31 Number of Narrowband subscribers increased from 7.98 million at the end of Jun-11 to 8.16 million at the end of Sep-11, thereby showing a growth rate of 2.21% as against a growth rate of 2.49% in the previous quarter i.e. QE Jun-11.

Table 1.21: Trends in subscribers of PSUs Vs. Pvt. Internet Service Providers

Quarter ending	PSU ISPs	Private ISPs	Total	Share of PSUs
Sep-10	12.53	5.36	17.90	70.0%
Dec-10	13.03	5.66	18.69	69.7%
Mar-11	13.74	5.94	19.67	69.8%
Jun-11	14.07	6.26	20.33	69.2%
Sep-11	14.43	6.56	20.99	68.7%

1.32 The total Internet leased line customers stood at 49,476 at the end of Sep-11 as compared to 46,625 at the end of Jun-11, registering an increase of about 6.11%.

1.33 There are 7890 Cyber Cafes at the end of Sep-11 as compared to 7958 at the end of Jun-11 registering a decline of 0.85% during the quarter.

1.34 As per the reports available with the TRAI, 34 ISPs are providing Internet Telephony services presently. The list is at Annexure-1.6.

ISP Connectivity

1.35 The bandwidth owned by various ISPs for their ISP operations and Internet Leased lines is reported to be 678 GB for International and 574 GB for National during this quarter as compared to 715 GB for International and 492 GB for National at the end of Jun-11.

The decline is mainly due to decrease of 80 GB in international bandwidth of Bharti (from 166 GB to 79 GB).

Table 1.22: Internet Subscriber Base & Market share of top 10 ISPs

S.No	ISP	Category	Service Area	Subs	Share (%)
1	Bharat Sanchar Nigam Ltd.	A	All India	11954042	56.94%
2	Reliance Communications Infrastructure Limited	A	All India	2680107	12.77%
3	Mahanagar Telephone Nigam Ltd.	B	Delhi & Mumbai	2477200	11.80%
4	Bharti Airtel Ltd.	A	All India	1412317	6.73%
5	Hathway Cable & Datacom Pvt. Ltd.	A	All India	360950	1.72%
6	You Broadband & Cable India Pvt. Ltd.	A	All India	301513	1.44%
7	Tikona Digital Networks Pvt Ltd	A	All India	237055	1.13%
8	Beam Telecom Pvt. Ltd.	B	Andhra Pradesh	158184	0.75%
9	Tata Communications Internet Services Limited	A	All India	157862	0.75%
10	Asianet Satellite Communications Ltd.	B	Kerala	114200	0.54%
	Total of Top 10 ISPs			19853430	94.57%
	Others			1138974	5.43%
	Grand Total			20992404	100.00%

1.36 BSNL holds 56.94% of the market share with reported subscriber base of 11.95 million Internet subscribers at the end of Sep-11 as against 11.63 million at the end of Jun-11. Reliance is at second position (2.68 million) followed by MTNL (2.48 million). Detailed table with subscriber numbers & growth rates of all the ISPs is at Annexure-1.7.

1.37 Top 10 ISPs together hold 94.57% of the total Internet subscriber base.

Chart 1.14: Growth achieved by top ten ISPs during the quarter

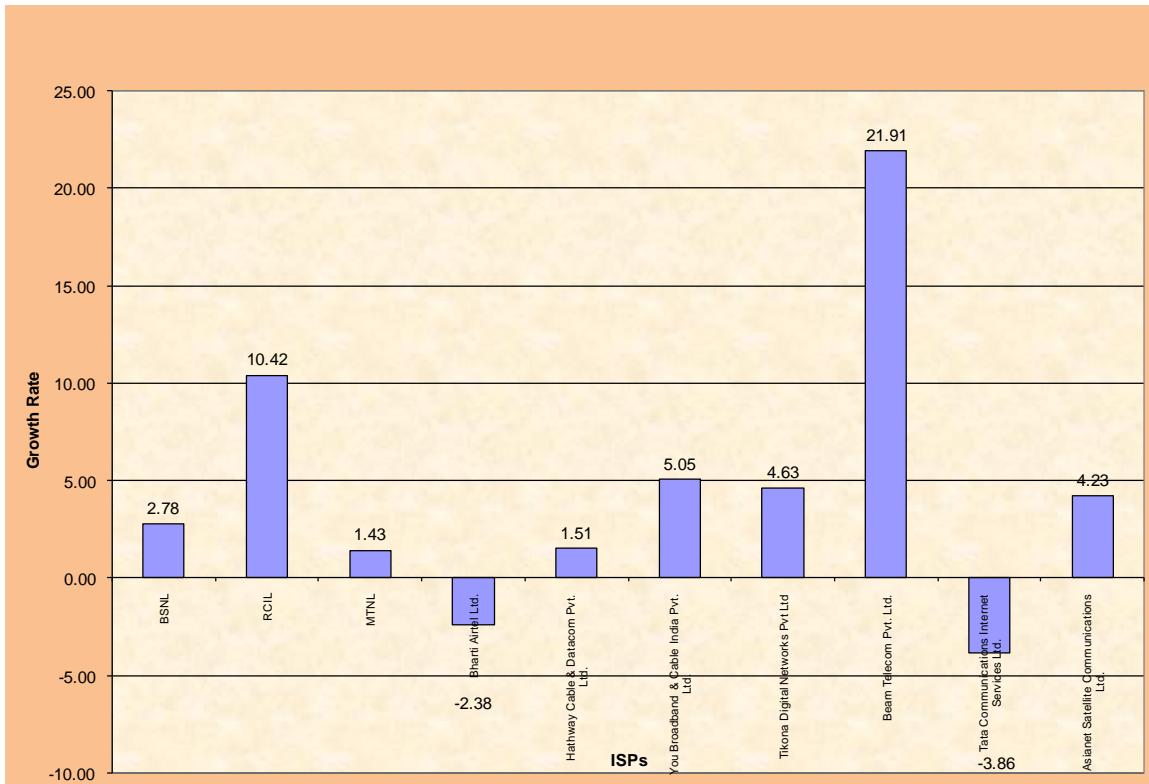


Chart 1.15: Technology trends for Internet Access (including Broadband)

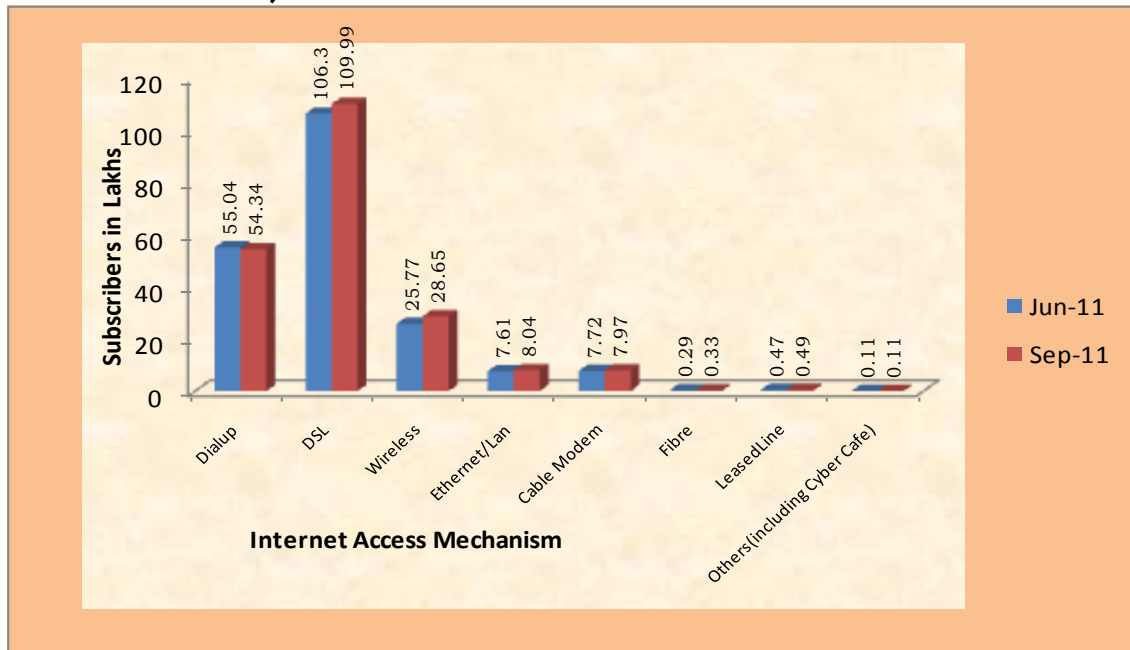
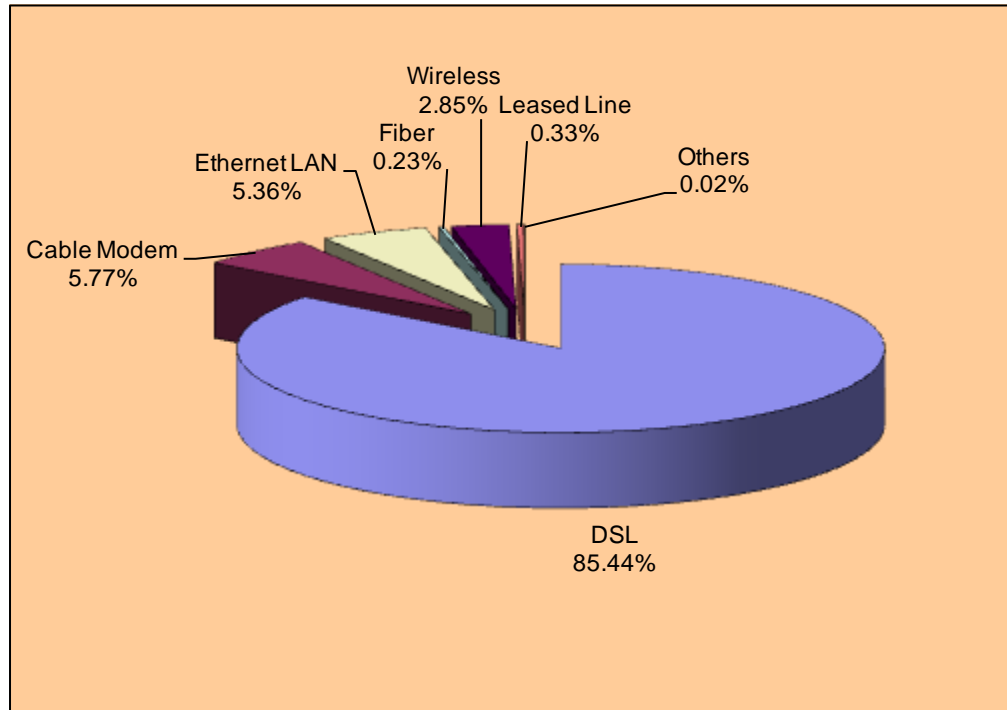
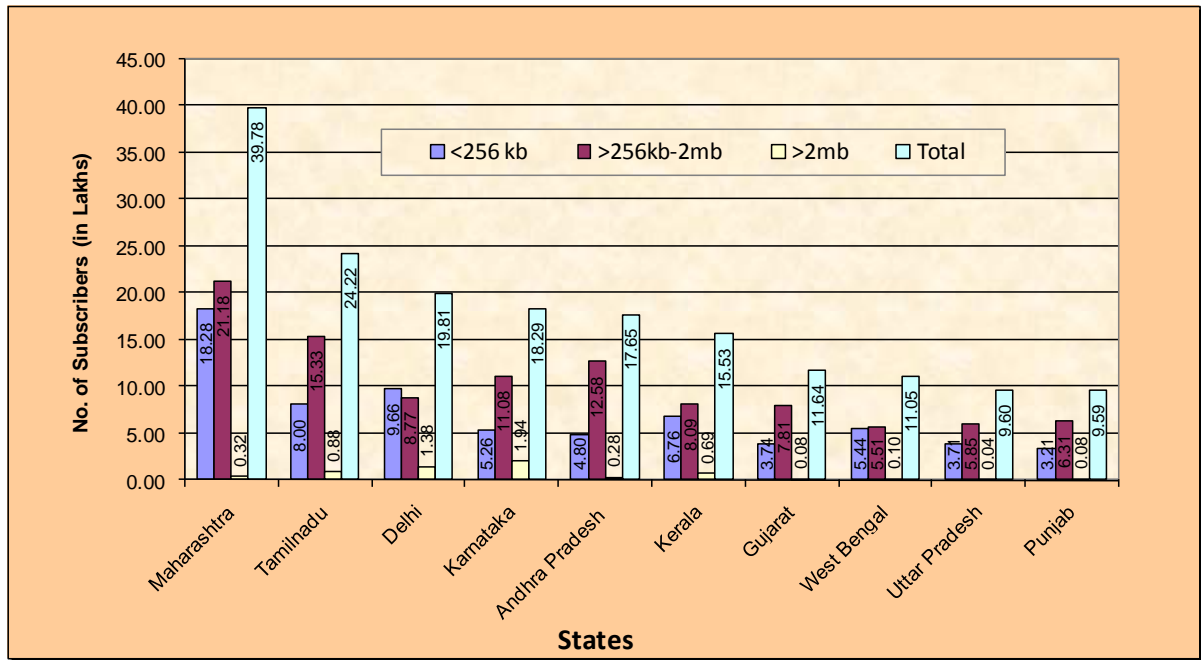


Chart 1.16: Broadband Access - Technologies & Market Share



1.38 DSL (Digital Subscriber Line) is the most preferred technology used by the Service Providers to provide Broadband Services and it constitutes 85.44% of total broadband subscribers, followed by Cable Modem Technology (5.77%) and Ethernet LAN (5.36%).

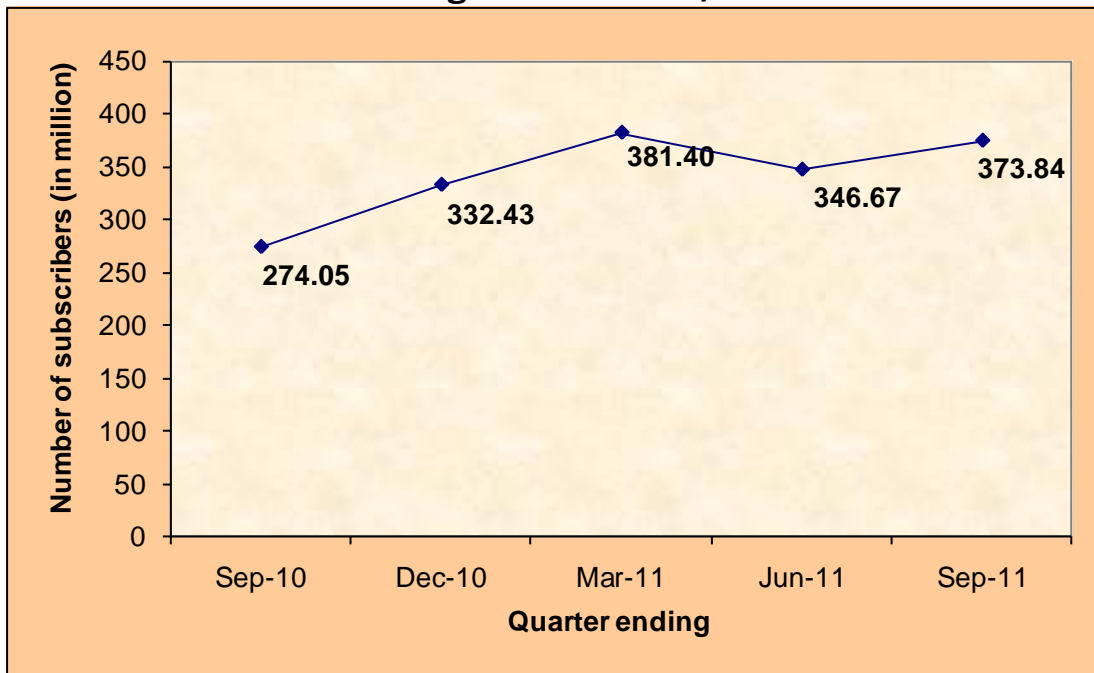
Chart 1.17: Speed Category wise data on Internet/broadband subscribers for top 10 States



1.39 Maharashtra is having largest Internet (<256 Kbps) and Broadband (>=256 Kbps) subscriber base in the country. Tamil Nadu is at second place in internet and broadband subscriber base.

1.40 At the end of Sep-11, in all the top 10 states, the number of broadband subscribers is more than the number of Internet subscribers.

Chart 1.18: Growth of wireless subscribers capable of Accessing Data services/Internet



Note: The above chart depicts the number of subscribers who have subscribed to Data Services

1.41 42.79% of total wireless subscribers base are capable of Accessing Data Services/Internet at the end of Sep-11 as against 40.70% at the end of previous quarter.

Table 1.23: Service Provider wise details of Data Services

Subscriber Base of Data Services		
S.No.	Service Provider	Data Subscribers as on 30th September 2011 (in millions)
1	Aircel	11.35
2	Bharti	140.31
3	Loop	3.19
4	BSNL*	GPRS - 79.60 CDMA 2000 XI - 0.01
5	HFCL#	1.16
6	Vodafone	66.16
7	Idea	14.94
8	MTNL*	GPRS - 5.32 CDMA 2000 XI - 0.04
9	RTL	1.08
10	RCL*	GPRS - 3.75 CDMA 2000 XI - 5.19
11	Sistema@	1.07
12	Tata*	GPRS - 1.74 CDMA 2000 XI - 2.23
13	S Tel	0.76
14	Unitech#	29.65
15	Etisalat	0.004
16	Videocon#	6.27
	Total	373.84

* = Provides GSM & CDMA Based services.

@ = Provides CDMA based services only.

= As reported by M/s Videocon, M/s Unitech, M/s MTNL, Delhi & M/s HFCL for GSM Services, data services are enabled to all subscribers

Section E: Other Value Added Services – PMRTS & VSAT

Public Mobile Radio Trunk Services (PMRTS)

Table 1.24: PMRTS Subscriber base – Service Provider wise

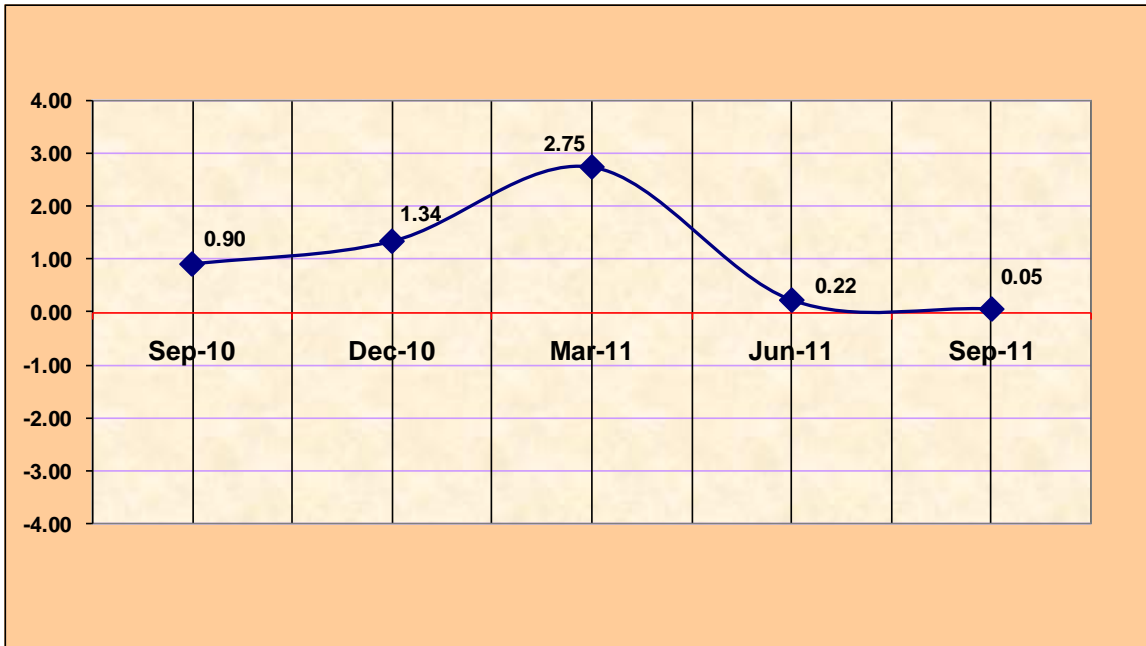
Sr. No.	Name of the Service Provider	Subscriber Base as on 30.06.11	Subscriber Base as on 30.09.11	%age Growth in Subscribers	%age in Market Share
1	Arya Omnitalk Radio Trunking Services Pvt.Ltd.	21144	21090	-0.26	61.56
2	Procall Ltd.	6116	6164	0.78	17.99
3	Smartalk Pvt Ltd.	2293	2326	1.44	6.79
4	QuickCall	3299	3279	-0.61	9.57
5	Bhilwara Telenet Services Pvt.Ltd.	1392	1402	0.72	4.09
6	*India Satcom Ltd.	0	0	0.00	0.00
	Total	34244	34261	0.05	100.00

***M/s India Satcom Ltd. reported that their MRTS department is non functional and they do not have any subscriber.**

1.42 The subscriber base of PMRTS increased from 34,244 at the end of QE Jun-11 to 34,261 at the end of Sep-11.

1.43 Detailed table on Service Area wise subscriber base is at Annexure-1.8.

Chart 1.19: Growth rate (%) of PMRTS



Very Small Aperture Terminal (VSAT)

Table 1.25: VSAT Service Providers currently providing service & subscriber base

Sr. No	Name of Service Provider	Quarter ending		%age change	Market Share (%)
		Jun-11	Sep-11		
1	Hughes Communications Ltd.	46900	51580	9.98	33.68
2	HCL Comnet	24373	23615	-3.11	15.42
3	Bharti Airtel Limited, Bangalore	44825	45579	1.68	29.76
4	Bharti Broadband	156	156	0.00	0.10
5	Essel Shyam	2728	2728	0.00	1.78
6	Tatanet Services	16984	17921	5.52	11.70
7	ITI	0	0	0.00	0.00
8	GNFC	0	0	0.00	0.00
9	BSNL	8200	8723	6.38	5.70
10	Infotel Satcom	1523	1522	-0.07	0.99
11	*Infinium India Ltd.	-	1335	-	0.87
	Total	145689	153159	5.13	100.00

Note: M/s ITI and M/s GNFC have surrendered complete Bandwidth in extended C-Band with effect from 1st October 2009 and 15th March 2009 respectively. However, they have not surrendered their licenses. As of now their subscriber base is zero.

1.44 The total number of VSAT subscribers increased to 153159 at the end of Sep-11. Net additions during the quarter has been 7470 and, the growth rate 5.13%.

1.45 Hughes Communication Limited with subscriber base of 51580 continues to be the market leader.

1.46 HCL Comnet and Infotel Satcom have registered decline in VSAT subscribers in this quarter.

Chart 1.20: Number of VSAT connections

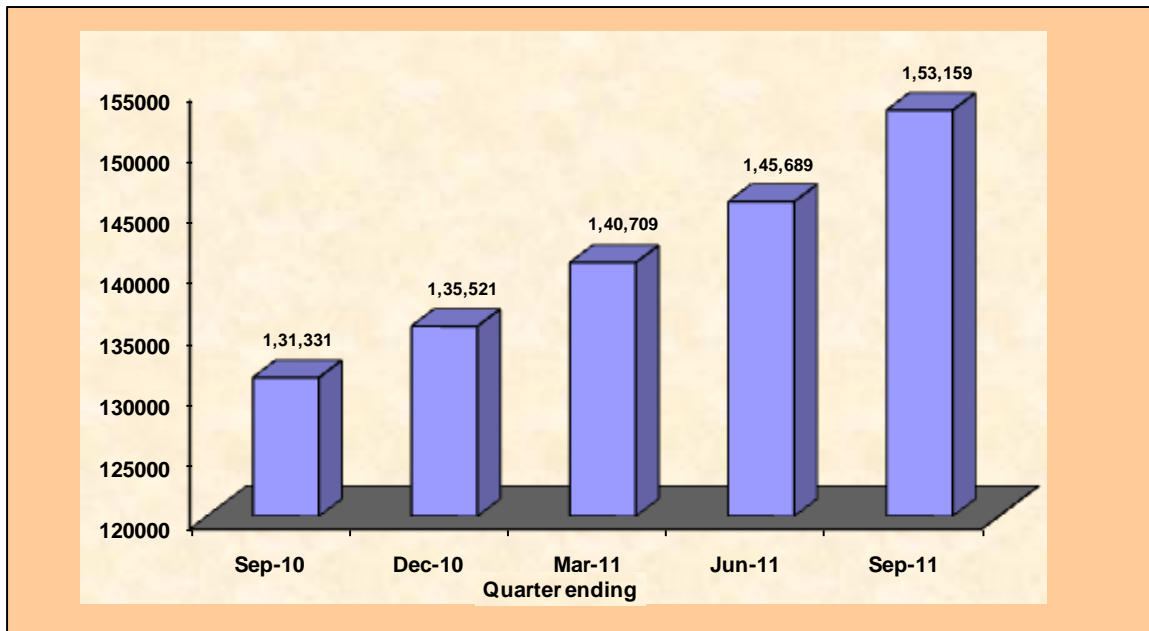
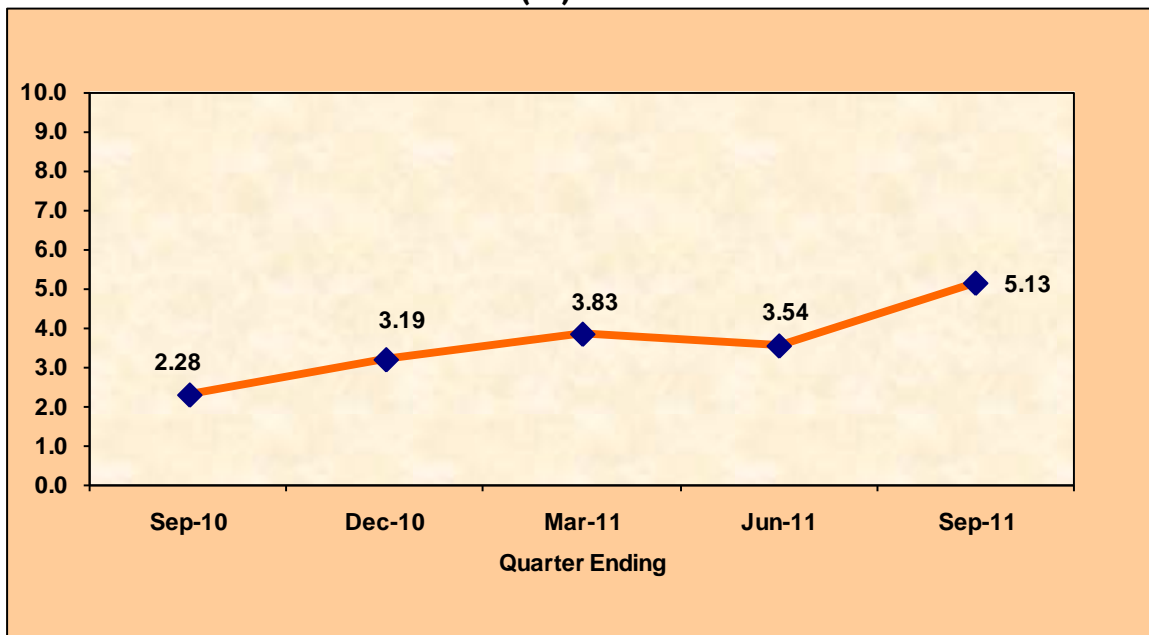


Chart 1.21: Growth Rate (%) of VSAT Subscribers



Chapter 2 : Revenue and Usage

-
- For all the parameters, Metros indicate data for Delhi, Mumbai & Kolkata. Data for Chennai service area has been included in Circle A, as part of TN
 - ARPU arrived after netting off interconnect charges
 - The data contained in the section A & B covers the licensees, who have been providing service during the entire period from 1st July 2011 to 30th September 2011 in the various service areas.

Section A: GSM Service

Table 2.1: Key Indicators - GSM Service

Parameter	Sep-10	Jun-11	Sep-11	%age Change QoQ	%change YoY
Subscriber Base (million)	577.62	736.14	761.21	3.41%	31.78%
Share of Prepaid (%)	96.43%	96.91%	96.91%	0.00%	0.50%
Incoming MOU* per sub. per month	191	177	171	-3.24%	-10.52%
Outgoing MOU* per sub. per month	177	167	159	-4.60%	-9.86%
Outgoing SMS per sub. per month	44.9	45.3	44.5	-1.70%	-0.79%
Average Revenue Per User (ARPU)	110	98	93	-4.59%	-15.11%

* Minutes of Usage

Chart 2.1: Outgoing Traffic Pattern - GSM Service

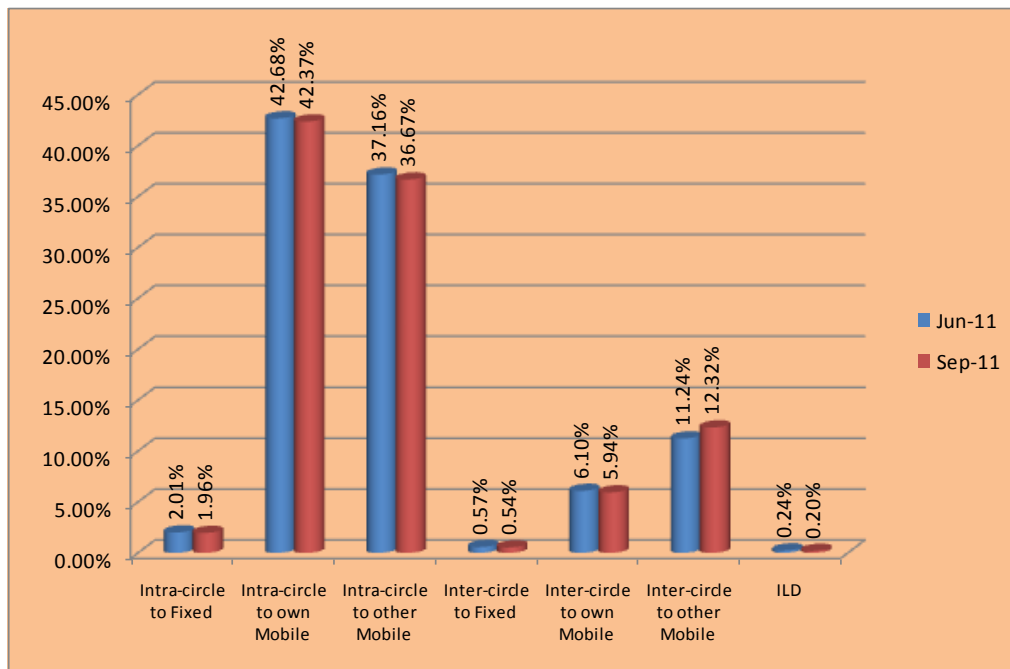
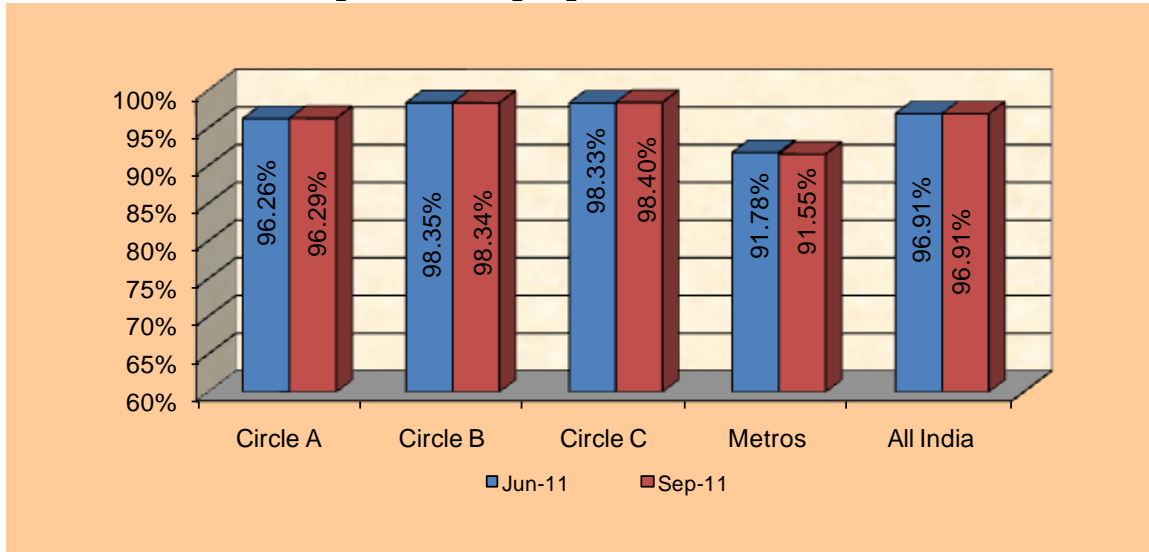


Chart 2.2: Proportion of prepaid subscribers - GSM Service



2.1 Market share of prepaid segment remained unchanged at the level of 96.91%.

Table 2.2: ARPU - GSM Service

(₹ per month)

Circle category	Postpaid	Prepaid	Blended ARPU
Circle A	504	85	101
Circle B	503	75	82
Circle C	436	80	85
Metro	658	69	118
All India	542	79	93
All private SPs	586	81	96
BSNL/MTNL	356	63	76

2.2 The all India blended ARPU per month has shown a decline of 4.59% from ₹98 in QE Jun-11 to ₹93 in QE Sep-11.

2.3 Prepaid ARPU declined from ₹83 in Jun-11 to ₹79 in Sep-11 and Postpaid ARPU declined from ₹557 to ₹541.

Table 2.3: Composition of Revenue (%) - GSM Service

Item	Jun-11	Sep-11
Rental Revenue	19.27%	20.39%
Revenue from Calls	52.84%	50.92%
Revenue from SMS	7.08%	7.79%
Revenue from Roaming	8.32%	7.97%
Other Revenues *	12.49%	12.93%

* Other revenue includes revenue from other value added services, installation etc.

Table 2.4: MOU & SMS (per subscriber per month) - GSM Service

Circle category	Postpaid				Prepaid			
	Outgoing MOU	Incoming MOU	Total MOU	Outgoing SMS	Outgoing MOU	Incoming MOU	Total MOU	Outgoing SMS
Circle A	575	467	1041	97	148	150	297	68
Circle B	552	495	1046	67	136	163	300	27
Circle C	507	456	963	43	163	204	367	20
Metro	511	380	891	89	165	145	310	54
All India	547	447	994	84	147	162	309	43

Circle category	BLENDED [Postpaid + Prepaid]			
	Outgoing MOU	Incoming MOU	Total MOU	Outgoing SMS
Circle A	163	162	325	69
Circle B	143	169	312	28
Circle C	169	208	376	21
Metro	194	164	358	57
All India	159	171	331	45

2.4 The overall MOU per subscriber declined by 3.90%, from 344 in QE Jun-11 to 331 in QE Sep-11.

2.5 Prepaid MOU per subscriber declined by 4.24%, the postpaid MOUs declined by 0.54%.

2.6 Postpaid subscribers have higher incoming as well as outgoing usage as compared to prepaid subscribers and postpaid subscribers make more outgoing calls than receiving, while prepaid subscribers receive more calls than making.

2.7 The overall ratio of incoming-outgoing MOUs changed from 51:49 in QE Jun-11 to 52:48 in QE Sep-11.

Table 2.5: Outgoing Traffic Pattern - GSM Service

Circle Category	Intra-circle to Fixed	Local (Intra-circle)		Inter-circle to Fixed	NLD (Inter-circle)		ILD
		to own Mobile	to other Mobile		to own Mobile	to other Mobile	
Circle A	2.19%	39.90%	41.72%	0.50%	4.96%	10.52%	0.21%
Circle B	1.91%	46.76%	35.24%	0.39%	5.04%	10.50%	0.17%
Circle C	0.94%	51.58%	31.14%	0.33%	6.00%	9.94%	0.08%
Metros	2.62%	26.32%	32.71%	1.31%	11.23%	25.40%	0.41%
All India	1.96%	42.37%	36.67%	0.54%	5.94%	12.32%	0.20%

Average Subscriber outgo* per minute

2.8 The tariff plans are of bundled nature and the trade-off is generally between monthly fixed charges and Variable (call) charges. The average outgo per outgoing minute (Rental revenue + Airtime revenue per outgoing minute), therefore, is a realistic indicator of tariff levels. The table 2.6 provides the figures for the quarter ending Sep-11.

Table 2.6: Average outgo per outgoing minute - GSM Service**(₹ per month)**

Circle Category	Postpaid	Prepaid	Blended
Circle A	0.62	0.51	0.52
Circle B	0.62	0.47	0.48
Circle C	0.67	0.42	0.44
Metros	0.77	0.51	0.57
All India	0.66	0.48	0.50

* Outgo includes both Rental and call charges

2.9 All India average outgo per minute remained same as in the previous quarter at ₹0.50.

Table 2.7: Trends of Key Parameters - GSM Service

Parameter	Sep-10	Dec-10	Mar-11	Jun-11	Sep-11
1. ARPU (₹ Per month)	110	105	100	98	93
2. MOU per subscriber per month	368	360	349	344	331
3. Outgoing MOU per subscriber per month					
3.1 Local (Intra-circle)	145	143	138	137	129
3.2 NLD (inter-circle)	32	31	31	30	30
3.3 ILD	0.4	0.4	0.4	0.4	0.3
4. Outgoing SMS per subscriber per month SMS	44	46	44	45	45
5. Average Outgo per outgoing minute (₹)	0.55	0.52	0.51	0.50	0.50

2.10 Service Area wise statistics are available at Annexure-2.1.

Section B: CDMA – Full Mobility Service

Table 2.8: Key Indicators – CDMA Full Mobility Service

Parameter	Jun-11	Sep-11	% Change
Subscriber Base in millions	96.3	95.2	-1.1%
Share of Prepaid (%)	94.01%	93.8%	-0.2%
Incoming MOUs per subs per month	118	114	-3.6%
Outgoing MOUs per subs per month	120	116	-3.0%
Outgoing SMS per subs per month	15	15	0.8%
ARPU (₹ Per month)	64	71	9.6%

Chart 2.3: Outgoing Traffic Pattern – CDMA Full Mobility Service

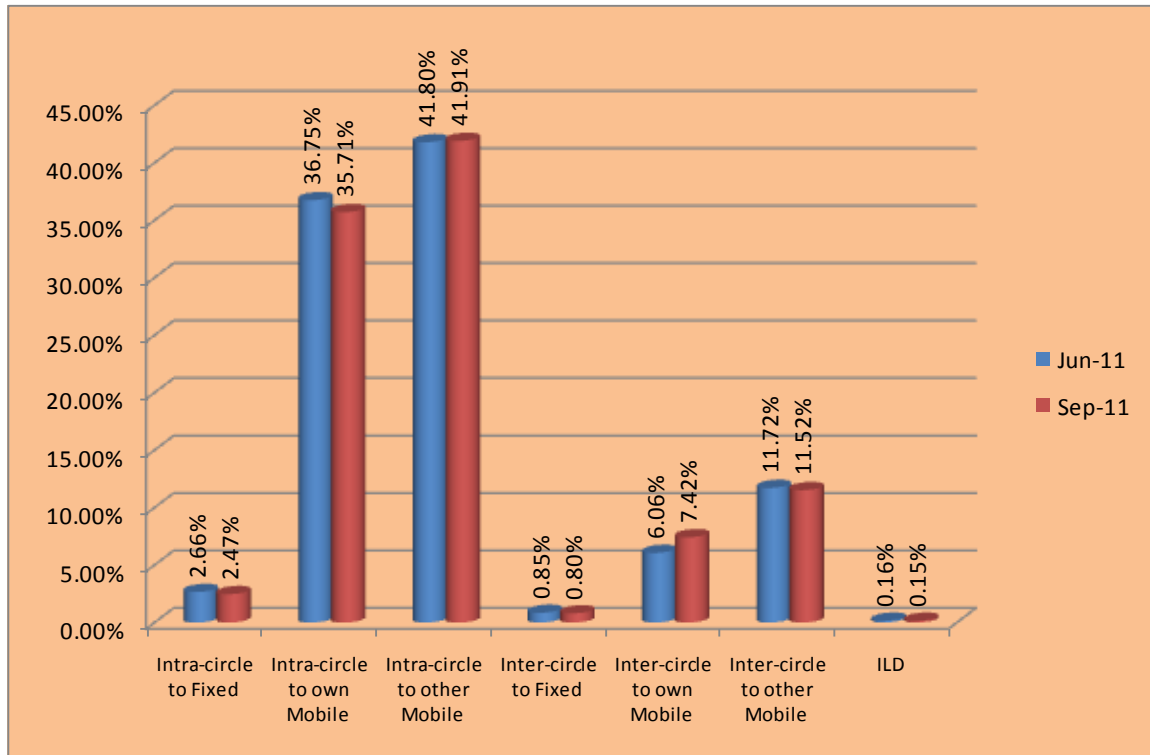
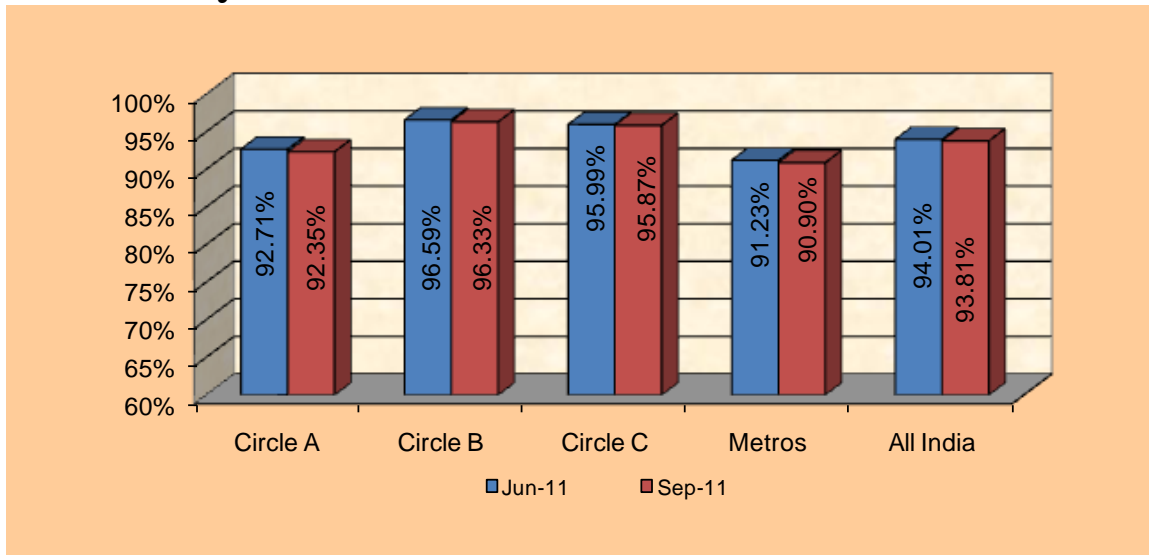


Chart 2.4: Proportion of prepaid subscribers – CDMA Full Mobility Service



2.11 Market share of Prepaid segment slightly decreased from 94.01% in Jun-11 to 93.81% in Sep-11.

Table 2.9: ARPU – CDMA Full Mobility Service

(₹ per month)

Circle category	Postpaid	Prepaid	Blended ARPU
Circle A	450	49	80
Circle B	355	38	50
Circle C	476	43	61
Metro	491	55	95
All India	445	46	71

2.12 The all India blended Average Revenue Per User (ARPU) per month has shown an increase of 9.57% from ₹64 in Jun-11 to ₹71 in Sep-11. ARPU for prepaid service increased by 5.57% from ₹43 in Jun-

11 to ₹46 in Sep-11. ARPU for Postpaid service increased by 17.09% from ₹380 in Jun-11 to ₹445 in Sep-11.

2.13 Increase in ARPU is mainly on account of TATA, reasons being:

- a) Revenue from data services was missed out for Mumbai and MH circle for the previous quarter, which has been reported in QE Sep-11.
- b) Growth in business on account of Data products.

Table 2.10: Composition of Revenue (%)– CDMA Full Mobility Service

Item	Jun-11	Sep-11
Rental Revenue#	31.3%	22.5%
Revenue from Calls	46.7%	41.2%
Revenue from SMS	1.7%	1.5%
Revenue from Roaming	5.0%	4.1%
Other Revenues*	15.3%	30.7%

* Other revenue includes revenue from other value added services, installation etc.

TATA has informed that they have “From this quarter started reporting revenue from data products under Revenue from Other Sources. Earlier major portion of the revenue was reported under Rental Revenue”.

Table 2.11: MOU & SMS (per subscriber per month) – CDMA Full Mobility Service

Circle category	Postpaid				Prepaid			
	Outgoing MOU	Incoming MOU	Total MOU	Outgoing SMS	Outgoing MOU	Incoming MOU	Total MOU	Outgoing SMS
Circle A	345	228	573	26	89	98	187	18
Circle B	490	288	779	19	99	109	208	11
Circle C	468	270	738	9	119	131	250	7
Metro	334	218	552	21	103	100	203	19
All India	380	240	621	24	99	106	204	14

Circle category	Blended (postpaid + prepaid)			
	Outgoing MOU	Incoming MOU	Total MOU	Outgoing SMS
Circle A	109	108	217	18
Circle B	113	116	229	11
Circle C	133	137	270	7
Metro	124	111	235	19
All India	116	114	230	15

2.14 The total MOU per subscriber per month decreased by 3.27%, from 238 in QE June-11 to 230 in QE Sep-11. The outgoing MOUs decreased by 2.97% and the incoming MOUs decreased by 3.58%.

2.15 Prepaid MOUs decreased by 3.11% and postpaid MOUs decreased by 6.25%.

2.16 Outgoing SMS per subscriber per month, at the level of 15, has remained more or less the same as in previous quarter.

Table 2.12: Outgoing Traffic Pattern – CDMA Full Mobility Service

Circle Category	Intra-circle to Fixed	Local (Intra-circle)		Inter-circle to Fixed	NLD (Inter-circle)		ILD
		to own Mobile	to other Mobile		to own Mobile	to other Mobile	
Circle A	2.9%	32.5%	48.7%	0.8%	5.9%	8.9%	0.2%
Circle B	1.7%	40.7%	41.6%	0.7%	6.5%	8.7%	0.1%
Circle C	2.4%	35.4%	47.5%	0.7%	5.3%	8.6%	0.0%
Metros	3.1%	32.4%	31.7%	0.9%	11.6%	20.1%	0.2%
All India	2.5%	35.7%	41.9%	0.8%	7.4%	11.5%	0.2%

Table 2.13: Average outgo per outgoing minute – CDMA Full Mobility Service

[₹ Per min]

Circle Category	Postpaid	Prepaid	Blended
Circle A	0.83	0.45	0.54
Circle B	0.57	0.37	0.40
Circle C	0.46	0.32	0.34
Metros	0.87	0.44	0.54
All India	0.74	0.40	0.47

* Outgo includes both Rental and call charges

2.17 All India average outgo per minute decreased from ₹ 0.50 in Jun-11 to ₹0.47 in Sep-11.

Table 2.14: Trends of Key Parameters – CDMA Full Mobility Service

Parameter	Sep-10	Dec-10	Mar-11	Jun-11	Sep-11
1. ARPU (₹ Per month)	73	68	66	64	71
2. MOU per subscriber per month	283	270	263	238	230
3. Outgoing MOU per subscriber per month					
3.1 Local (Intra-circle)	113	111	108	97	93
3.2 NLD (inter-circle)	25	25	24	22	23
3.3 ILD	0.14	0.13	0.16	0.19	0.18
4. Outgoing SMS per subscriber per month SMS	15	29	33	15	15
5. Average Outgo per outgoing minute (₹)	0.50	0.48	0.47	0.50	0.47

Service Area wise statistics are available at Annexure-2.2.

Section C: Internet Service

Revenue of ISPs

2.18 The total Revenue of the Internet Services as reported by ISPs was ₹2,664.78 crores for the quarter ending Sep-11 as compared to ₹2,350.34 crores for the quarter ending Jun-11, showing an increase of 13.38%.

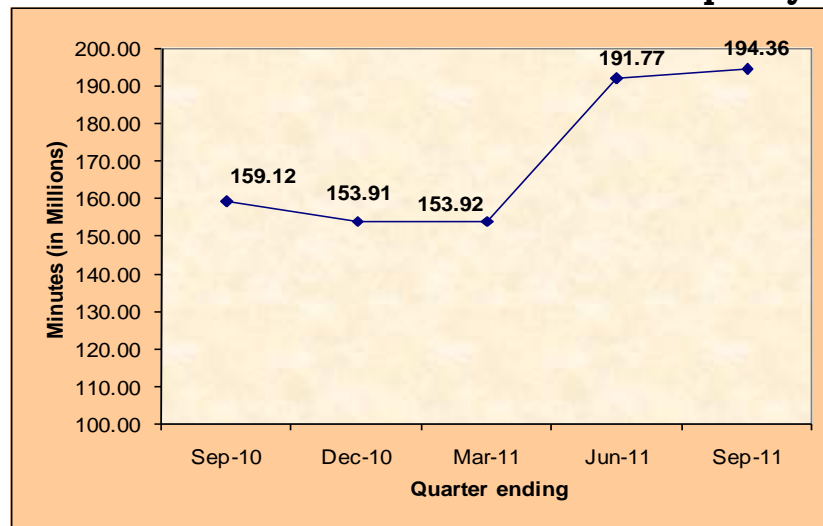
Dial up Access

2.19 The average Minutes of Usage (MoU) per subscriber per month during the day time i.e. between 8 a.m to 8 p.m, substantially decreased from 430 in QE Jun-11 to 389 in QE Sep-11 and during night time i.e. between 8 p.m to 8 a.m., it decreased from 117 to 108.

Internet Telephony

2.20 Total Minutes of Usage (MOU) for Internet Telephony recorded sharp increase from 191.77 million in QE Jun-11 to 194.36 million in QE Sep-11.

Chart 2.5: Trends in MOU for Internet Telephony



Chapter 3 : Financial Data of Telecom Service Sector

Table 3.1: Gross Revenue (GR), Adjusted Gross Revenue (AGR), License Fee (LF) & Spectrum Charges

Particulars	QE Sep-10 (₹ in Crore)	QE Jun-11 (₹ in Crore)	QE Sep-11 (₹ in Crore)	Q-O-Q % Change	Y-O-Y % Change
Gross Revenue (GR)	41895.95	46891.61	49942.25	6.51%	19.21%
Adjusted Gross Revenue (AGR)	29736.20	32589.93	33460.52	2.67%	12.52%
Pass Through (GR-AGR)	12159.75	14301.68	16481.73	15.24%	35.54%
License Fee	2472.42	2699.14	2775.73	2.84%	12.27%
Spectrum Charges	896.25	1169.62	1172.00	0.20%	30.77%

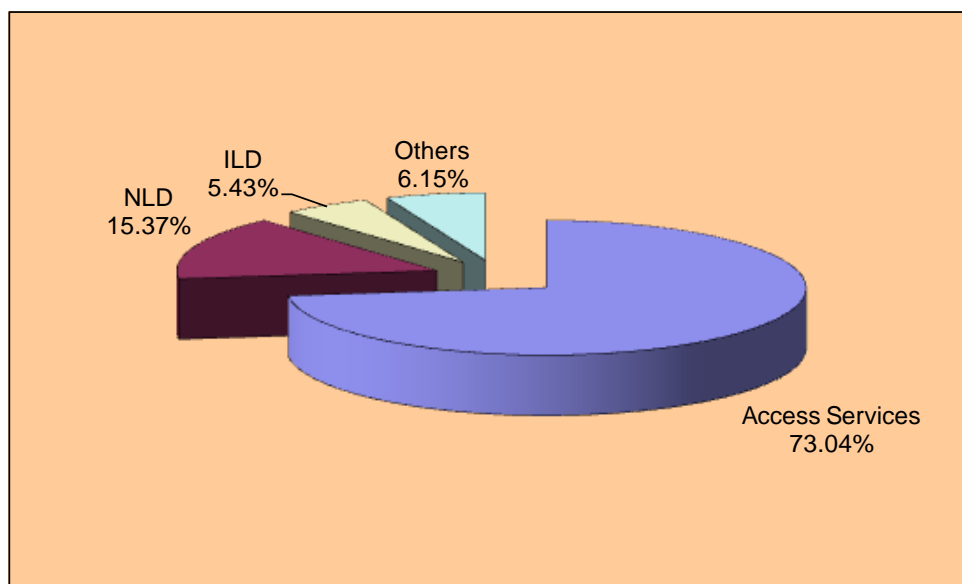
- 3.1 Gross Revenue and AGR increased by 6.51% & 2.67% respectively in the QE Sep-11.
- 3.2 Pass through increased by 15.24% in the QE Sep-11 and on annual basis it has increased by 35.54%.
- 3.3 Pass-through charges as % Gross Revenue: 33.0% as against 30.5% in the previous quarter.
- 3.4 Average License fee as % Adjusted Gross Revenue: 8.30%.
- 3.5 Public sector undertaking's share to GR: 20.14%.

Table 3.2: Service-wise Gross Revenue, Adjusted Gross Revenue (AGR), License Fee and Spectrum Charges

(₹ in Crore)

Service	GR	AGR	LF	Spectrum Charges
Access Providers	36478.99	26360.44	2336.85	1170.83
NLD	7678.37	5712.69	355.40	-
ILD	2711.72	1191.56	71.72	-
Others	3073.17	195.84	11.76	1.18
Total	49942.25	33460.52	2775.73	1172.00

Chart 3.1: Composition of Gross Revenue



3.6 Access services contributed 73.04% of the total revenue of telecom services. In Access services GR, AGR, License Fee & spectrum Charges increased by 2.52%, 0.96%, 1.15% & 0.17% respectively during the quarter.

3.7 Monthly ARPU based on AGR for Access services is ₹98. Chart below shows the trend in ARPU.

Chart 3.2: Trend in ARPU per month for Access Services

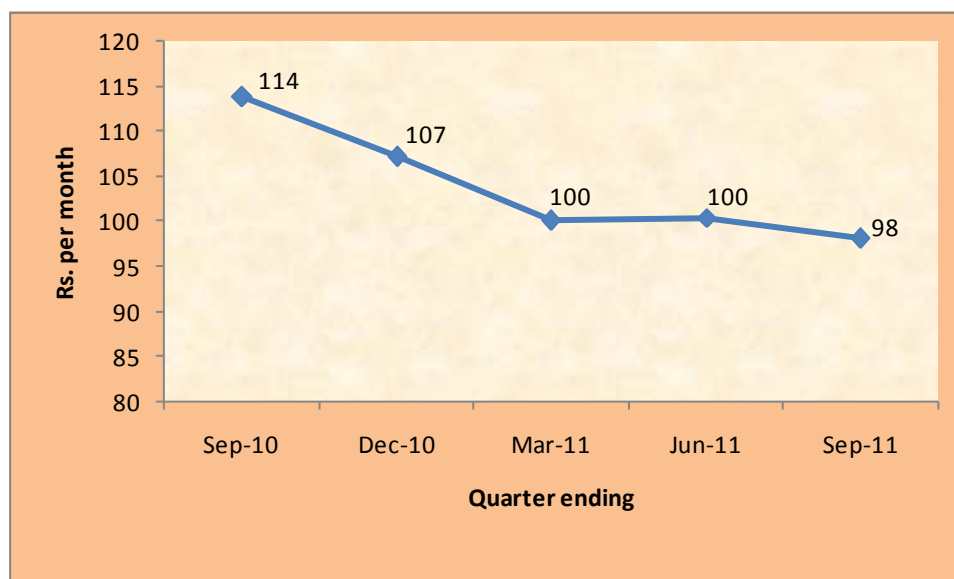


Table 3.3: Access Services – Service Provider wise Gross Revenue

(₹ in Crore)

Service	QE Jun-11	QE Sep-11	% Change
Bharti	10212.96	10077.79	-1.32
Vodafone	6893.91	7376.22	7.00
BSNL	4427.80	4691.86	5.96
Idea	4600.77	4689.73	1.93
Reliance	3014.90	3033.88	0.63
Tata	2865.66	2822.86	-1.49
Aircel	1541.09	1589.52	3.14
MTNL	750.62	807.16	7.53
Unitech	538.90	651.48	20.89
Sistema Shyam	279.05	328.19	17.61
Loop	186.05	177.33	-4.69
Videocon	162.18	128.13	-21.00
Quadrant	51.40	46.03	-10.45
S Tel	38.52	38.56	0.09
Etisalat	19.73	20.26	2.69
Grand Total	35583.54	36478.99	2.52

Table 3.4: Category-wise share in Access Revenue (GR)

Category	Gross Revenue for QE Sep-11 (₹ in Cr.)	% age share of Gross Revenue
Metro	6771.98	18.56
A	13515.41	37.05
B	12142.53	33.29
C	4049.07	11.10
Total	36478.99	100.00

Notes:

1. *Source: Figures are un-audited and as submitted by the Operators.*
2. *The figures have been regrouped wherever considered necessary for analysis purpose.*
3. *The Spectrum charges (mostly) are now reported on “Payment for the current Quarter” basis. However, some operators are reporting on payment basis or on estimate basis on projected AGR for next quarter.*
4. *Metro area includes Delhi, Mumbai and Kolkata only. Chennai is clubbed with Tamilnadu.*

Chapter 4 : Quality of Service (QoS)

Section A: Quality of Service Performance of Wireless Service Providers

Table 4.1: QoS Summary - Wireless Service

S. No.	Parameters	Benchmark	No. of Operators not Meeting the Benchmarks			
			Quarter Ending June, 2011		Quarter Ending September, 2011	
			Out Of 246 (Nos.)	Out Of 246 (in %)	Out Of 253 (Nos.)	Out Of 253 (in %)
I.	Network Related Parameters					
1	Network Availability					
(i)	BTSs Accumulated downtime (not available for service)	$\leq 2\%$	1	0.4%	2	0.79%
(ii)	Worst affected BTSs due to downtime	$\leq 2\%$	9	3.7%	12	4.74%
2	Connection Establishment (Accessibility)					
(i)	Call Set-up Success Rate (within licensee's own network)	$\geq 95\%$	2	0.8%	3	1.19%
(ii)	SDCCH/ Paging Chl. Congestion	$\leq 1\%$	2	0.8%	4	1.58%
(iii)	TCH Congestion	$\leq 2\%$	3	1.2%	6	2.37%
3	Connection Maintenance (Retainability)					
(i)	Call Drop Rate	$\leq 2\%$	3	1.2%	3	1.19%
(ii)	Worst affected cells having more than 3% TCH drop (call drop) rate	$\leq 5\%$	40	16.3%	58	22.92%
(iii)	Connection with good voice quality	$\geq 95\%$	4	1.6%	4	1.58%
4	Point of Interconnection (POI) Congestion (No. of POIs not meeting the benchmark) (Averaged over a period of quarter)	$\leq 0.5\%$	19	7.8%	12	4.74%
II.	Customer Service Quality Parameters					

S. No.	Parameters	Benchmark	No. of Operators not Meeting the Benchmarks				
			Quarter Ending June, 2011		Quarter Ending September, 2011		
			Out Of 246 (Nos.)	Out Of 246 (in %)	Out Of 253 (Nos.)	Out Of 253 (in %)	
5	Metering and Billing						
(i)	Metering and billing credibility - post paid	≤ 0.1%	4	1.6%	10	3.95%	
(ii)	Metering and billing credibility - pre paid	≤ 0.1%	9	3.7%	13	5.14%	
(iii)	Resolution of billing/charging/validity complaints	100% within 4 weeks	6	2.4%	6	2.37%	
(iv)	Period of applying credit/ waiver/ adjustment to customer's account from the date of resolution of complaints	within 1 week of resolution of complaint	2	0.8%	0	0	
6	Response time to the customer for assistance						
(i)	Accessibility of call centre/ customer care	≥ 95%	15	6.1%	14	5.53%	
(ii)	%age of calls answered by the operators (voice to voice) within 60 seconds	≥ 90%	79	32.2%	86	33.99%	
7	Termination / closure of service						
(i)	%age requests for Termination / Closure of service complied within 7 days	100% within 7 days	9	3.7%	4	1.58%	
(ii)	Time taken for refund of deposits after closures	100% within 60 days	15	6.1%	11	4.35%	

4.1 The performance has improved in this quarter as compared to the previous quarter in respect of the following parameters:-

- a) Connection with good voice quality
- b) Call Drop Rate
- c) Point of Interconnection (POI) Congestion (No. of POIs not meeting the benchmark)
- d) Period of applying credit/ waiver/ adjustment to customer's account from the date of resolution of complaints
- e) Accessibility of call centre/ customer care
- f) %age requests for Termination / Closure of service complied within 7 days
- g) Time taken for refund of deposits after closures

4.2 The performance has deteriorated in this quarter as compared to the previous quarter in respect of the following parameters:-

- a) Call Set-up Success Rate (within licensee's own network)
- b) BTSs Accumulated downtime (not available for service)
- c) Worst affected BTSs due to downtime
- d) SDCCH/ Paging Chl. Congestion
- e) TCH Congestion
- f) Worst affected cells having more than 3% TCH drop (call drop) rate
- g) Metering and billing credibility - post paid
- h) Metering and billing credibility - pre paid
- i) Resolution of billing/ charging/ validity complaints
- j) %age of calls answered by the operators (voice to voice) within 60 sec

Table 4.2: Parameter wise Performance of Wireless Service Providers

Parameter	Benchmark	Service Provider	Service Area	Performance
BTSs Accumulated downtime (not available for service) (%age)	≤ 2%	Loop Telecom	KTK	2.45
		BSNL	NE	2.23
Worst affected BTSs due to downtime (%age)	≤ 2%	BSNL	AS	10.53
		Aircel/Dishnet	BH	8.66
		Vodafone	BH	2.25
		Aircel/Dishnet	J&K	2.70
		Loop Telecom	KTK	3.00
		Etisalat	MH	4.17
		BSNL	MP	2.50
		Aircel/Dishnet	NE	3.30
		BSNL	NE	6.37
		TTSL-CDMA	NE	3.60
		BSNL	UPE	2.30
Call Set-up Success Rate (within licensee's own network)	≥ 95%	BSNL	UPW	7.47
		Vodafone	BH	91.19
		TTSL-GSM	GJ	94.62
SDCCH/ Paging Chl. Congestion (%age)	≤ 1%	Aircel/Dishnet	NE	93.64
		Vodafone	BH	2.18
		Aircel/Dishnet	NE	3.93
		BSNL	NE	2.05
TCH Congestion (%age)	≤ 2%	Aircel/Dishnet	WB	1.17
		Vodafone	BH	6.05
		Aircel/Dishnet	J&K	3.83
		Aircel/Dishnet	NE	4.85
		BSNL	NE	2.53
		QTL-CDMA	PB	4.43
		Uninor	UPE	2.01
Call Drop Rate (%age)	≤ 2%	Vodafone	BH	2.04
		BSNL	NE	2.27
		BSNL	UPW	2.45
Worst affected cells having more than 3% TCH drop (call drop) rate (%age)	≤ 3%	BSNL	AP	3.71
		Etisalat	AP	3.15
		TTSL-GSM	AP	3.34
		Aircel/Dishnet	AS	4.76
		BSNL	AS	4.55
		Aircel/Dishnet	BH	5.47
		BSNL	BH	4.48
		Etisalat	BH	3.53
		Uninor	BH	4.40
		Vodafone	BH	14.38
		Etisalat	DL	5.74
		Vodafone	DL	5.71
		Etisalat	GJ	3.16
		TTSL-GSM	GJ	5.52
		Aircel/Dishnet	HP	11.61
		BSNL	HP	4.84
		Aircel	HR	3.35
		BSNL	HR	3.59
		Aircel/Dishnet	J&K	4.04
		BSNL	J&K	4.83
BSNL	KOL	4.97		
LOOP Telecom	KOL	4.28		
BSNL	KTK	3.60		

Parameter	Benchmark	Service Provider	Service Area	Performance
Worst affected cells having more than 3% TCH drop (call drop) rate (%age)	≤ 3%	Etisalat	KTK	4.53
		TTSL-GSM	KTK	3.18
		MTNL	Mum	3.33
		Aircel	MH	3.030
		BSNL	MH	4.87
		Uninor	MH	3.20
		BSNL	MP	4.72
		Aircel/Dishnet	NE	8.40
		BSNL	NE	7.53
		Aircel/Dishnet	OR	7.14
		BSNL	OR	4.83
		Uninor	OR	3.53
		Vodafone	OR	3.23
		BSNL	PB	5.64
		Etisalat	PB	3.09
		TTSL-GSM	PB	3.04
		Aircel	RAJ	6.39
		BSNL	RAJ	4.95
		Etisalat	RAJ	4.23
		TTSL-GSM	RAJ	4.20
		BSNL	TN	3.13
		Etisalat	TN	3.92
		BSNL	UPE	4.00
		Etisalat	UPE	3.37
		TTSL-GSM	UPE	5.37
		Uninor	UPE	4.49
		Vodafone	UPE	4.29
		Aircel/Dishnet	UPW	3.06
		BSNL	UPW	10.08
		TTSL-GSM	UPW	4.15
		Uninor	UPW	4.27
		Aircel/Dishnet	WB	4.63
BSNL	WB	4.68		
Uninor	WB	4.38		
Vodafone	WB	3.90		
Connection with good voice quality	≥ 95%	Aircel/Dishnet	HP	94.90
		Aircel/Dishnet	J&K	92.38
		Aircel/Dishnet	NE	94.75
		Aircel/Dishnet	WB	94.82
Point of Interconnection (POI) Congestion (No. of POIs not meeting the benchmark) (Averaged over a period of quarter)	≤ 0.5%	Uninor	AP	3.67
		BSNL	BH	1.33
		Stel	BH	1.00
		Uninor	BH	11.00
		Etisalat	DL	2.00
		BSNL	HP	1.33
		Uninor	KOL	0.67
		Aircel	RAJ	2.00
		Uninor	TN	2.00
		Uninor	UPE	3.67
		Uninor	UPW	11.00
		Uninor	WB	7.00
Metering and billing credibility - post paid	≤ 0.1%	Vodafone	AS	0.15
		Aircel	GJ	0.32
		Idea	HR	0.14
		Aircel	KER	0.32
		Idea	KTK	0.12
		Vodafone	Mum	0.15
Vodafone	MH	0.18		

Parameter	Benchmark	Service Provider	Service Area	Performance		
Metering and billing credibility - post paid	≤ 0.1%	Vodafone	MP	0.20		
		Vodafone	RAJ	0.12		
		Vodafone	UPW	0.35		
Metering and billing credibility - pre paid	≤ 0.1%	Aircel/Dishnet	BH	0.17		
		BSNL	BH	0.26		
		Etisalat	DL	0.16		
		Aircel	GJ	0.15		
		Uninor	GJ	0.36		
		Aircel/Dishnet	KOL	0.17		
		Aircel	KTK	0.11		
		Idea	Mum	0.18		
		Uninor	Mum	0.28		
		Uninor	MH	0.18		
		Aircel	TN	0.25		
		Uninor	UPW	0.14		
		BSNL	WB	0.14		
		Resolution of billing/charging/validity complaints	100% within 4 weeks	BSNL	AP	99.00
BSNL	J&K			99.00		
TTSL-CDMA	KER			99		
TTSL-CDMA	TN			99		
Uninor	UPW			99.98		
Uninor	WB			97.76		
Accessibility of call centre/ customer care	≥ 95%			Stel	AS	85.22
				Stel	BH	70.10
		TTSL-CDMA	GJ	94.00		
		Stel	HP	72.07		
		TTSL-CDMA	HP	88.00		
		RCOM-CDMA	HR	94.71		
		Idea	NE	89.92		
		Stel	NE	85.66		
		Stel	OR	71.70		
		Airtel	PB	82.00		
		RCOM-CDMA	PB	94.71		
		Idea	RAJ	85.29		
		Airtel	UPE	76.00		
		Idea	UPW	94.74		
		Percentage of calls answered by the operators (voice to voice) within 60 seconds	≥ 90%	Airtel	AP	87.00
				BSNL	AP	80.00
Idea	AP			85.65		
RCOM-CDMA	AP			54.42		
RCOM-GSM	AP			36.00		
TTSL-GSM	AP			85.00		
Uninor	AP			70.73		
Vodafone	AP			81.49		
Aircel/Dishnet	AS			67.03		
Airtel	AS			86.00		
RTL	AS			81.00		
Stel	AS			85.22		
Vodafone	AS			84.58		
RCOM-CDMA	BH			87.61		
RTL	BH			67.00		
Stel	BH			70.10		
BSNL	CH			86.00		
RCOM-CDMA	CH			89.23		
RCOM-GSM	CH			74.00		
Airtel	DL			88.00		
Idea	DL	67.20				
Aircel	GJ	49.81				

Parameter	Benchmark	Service Provider	Service Area	Performance
Percentage of calls answered by the operators (voice to voice) within 60 seconds	≥ 90%	RCOM-GSM	GJ	84.00
		TTSL-GSM	GJ	87.00
		Uninor	GJ	81.00
		Aircel/Dishnet	HP	85.45
		Airtel	HP	85.00
		Idea	HP	85.62
		Stel	HP	72.07
		Aircel	HR	88.61
		Airtel	HR	89.00
		Idea	HR	80.32
		RCOM-GSM	HR	87.00
		Idea	J&K	88.90
		Vodafone	J&K	86.58
		Aircel/Dishnet	KOL	88.88
		Idea	KOL	87.19
		Uninor	KOL	89.21
		Vodafone	KOL	84.47
		RCOM-GSM	KER	88.00
		Vodafone	KTK	67.16
		BSNL	KER	62.00
		Airtel	KTK	82.00
		Idea	KTK	78.47
		RCOM-CDMA	KTK	72.10
		RCOM-GSM	KTK	59.00
		Uninor	KTK	88.71
		Aircel	Mum	83.30
		RCOM-GSM	Mum	87.00
		Uninor	Mum	66.57
		Vodafone	Mum	78.98
		RCOM-GSM	MH	89.00
		Uninor	MH	70.55
		Vodafone	MP	81.78
		Aircel	MP	85.41
		RTL	MP	60.00
		Vodafone	MH	87.33
		Aircel/Dishnet	NE	67.77
		RTL	NE	84.00
		Stel	NE	85.66
		Vodafone	NE	76.81
		Aircel/Dishnet	OR	88.48
		BSNL	OR	89.00
		Idea	OR	88.53
		RTL	OR	86.00
		Stel	OR	71.70
		Aircel	PB	83.57
		Airtel	PB	86.00
		Idea	PB	63.26
RCOM-GSM	PB	87.00		
Aircel	RAJ	65.26		
Idea	RAJ	59.16		
Aircel	TN	73.26		
RCOM-CDMA	TN	89.23		
RCOM-GSM	TN	74.00		
Idea	TN	70.65		
Uninor	TN	86.42		
Aircel/Dishnet	UPE	81.36		
Airtel	UPE	86.00		
Idea	UPE	89.46		

Parameter	Benchmark	Service Provider	Service Area	Performance
Percentage of calls answered by the operators (voice to voice) within 60 seconds	≥ 90%	Aircel/Dishnet	UPW	86.66
		Airtel	UPW	86.00
		Idea	UPW	83.30
		RCOM-CDMA	UPW	87.90
		Idea	WB	89.23
		Vodafone	WB	82.74
%age requests for Termination / Closure of service complied within 7 days	100% within 7 days	Idea	KTK	96.47
		Airtel	Mum	92.08
		Airtel	MH	97.833
		Idea	PB	99.87
Time taken for refund of deposits after closures	100% within 60 days	Idea	AP	84.33
		TTSL-CDMA	AP	98
		TTSL-GSM	AP	93.00
		TTSL-GSM	BH	67.00
		TTSL-CDMA	DL	99
		TTSL-CDMA	KTK	99
		MTNL	Mum	71.71
		Airtel	MP	99.00
		TTSL-GSM	MP	76.00
		TTSL-CDMA	TN	98
		TTSL-GSM	TN	90.00

4.3 The detailed table on Service Provider wise performance of QoS parameters for Wireless Services is available at Annexure-4.1.

Section B: Quality of Service Performance of Wireline Service Providers

Table 4.3: QoS Summary - Wireline Service

S. No.	Parameters	Benchmark	No. of operators not meeting the benchmarks			
			June 2011		September 2011	
			Out of 88 In Nos.	Out of 88 In %age	Out of 88 In Nos.	Out of 88 In %age
(i)	Fault incidences per 100 subs/month	≤ 5	12	13.64%	14	15.91%
(ii) a	% Fault repaired by next working day	≥ 90%	10	11.36%	10	11.36%
(ii) b	% Fault repaired within 3 days (for urban areas)	≥ 100%	27	30.68%	33	37.50%
(ii) c	% Fault repaired within 5 days (for rural & hilly areas)	≥ 100%	17	19.32%	21	23.86%
(iii)	MTTR	<8Hrs	6	6.81%	10	11.36%
(iv) a	Call Completion Rate (in local network)	≥ 55%	3	3.41%	4	4.55%
(iv) b	Answer to Seizure Ratio (ASR)	≥ 75 %	1	1.14%	1	1.14%
(v)	Point of Interconnection (POI) Congestion (No. of POIs not meeting benchmark)	≤ 0.5%	1	1.14%	0	0.00%
(vi)	Metering & billing credibility – Post-paid	≤ 0.1%	4	4.55%	5	5.68%
(vii)	Metering & billing credibility – Pre-paid #	≤ 0.1%	-	-	-	-
(viii)	Resolution of billing/charging/Credit & validity complaints	100% within 4 weeks	1	1.14%	17	19.32%
(ix)	Period of applying credit/waiver/ adjustment to customer's account from the date of resolution of complaints	Within 1 week of resolution of complaint	7	7.95%	16	18.18%

S. No.	Parameters	Benchmark	No. of operators not meeting the benchmarks			
			June 2011		September 2011	
			Out of 88 In Nos.	Out of 88 In %age	Out of 88 In Nos.	Out of 88 In %age
(x)	Response time to the customer for assistance					
(x) a	Accessibility of call centre/ customer care	≥ 95%	13	14.77%	15	17.05%
(x) b	%age of calls answered by the operators (voice to voice) within 60 seconds	≥ 90%	12	13.64%	16	18.18%
(xi)	Termination / closure of service	100% within 7 days	7	7.95%	17	19.32%
(xii)	Time taken for refund of deposits after closures	100% within 60 days	0	0.00%	9	10.23%

NOTE : 1) As per “The Standards of Quality of Service of Basic Telephone Service (Wireline) and Cellular Mobile Telephone Service Regulations, 2009 “, the service providers who cannot measure and report Call Completion Rate (CCR) due to constraint in network architecture may opt to measure and report their performance on Answer to Seizure Ratio (ASR). M/s RCOM have reported the ASR for 20 licensed service areas. Therefore, * 68 Licensees for CCR and * 20 Licensees for ASR have been taken in to account for the analysis of these parameters.

2) # None of the SPs have reported for the parameter “Metering and billing credibility - pre paid” because most of the service providers are not providing pre-paid service in Basic (Wireline) service.

:

Table 4.4: QoS Parameters not reported by the service providers - wireline

S.No.	Service Provider	Parameters
1	BSNL	(i) Point of Interconnection (POI) Congestion (No. of POIs not meeting the benchmark) (ii) Metering and Billing credibility - post paid (iii) Resolution of billing/charging/validity complaints (iv) Period of applying credit/ waiver/ adjustment to customer's account from the date of resolution of complaints (v) %age requests for Termination / Closure of service complied within 7 days (vi) Time taken for refund of deposits after closures
2	Sistema Shyam	Accessibility of call centre/ customer care (Rajasthan)
3	Tata Teleservices	(i) Fault Repair By next working day:> 90% (AS,HP,J&K,MP,NE,RAJ,WB) (ii) % of faults repaired within 3 days (AS,HP,J&K,MP,NE,RAJ) (iii) % of faults repaired within 5 days (AS,HP,J&K,MP,NE,RAJ) (iv) Call Completion Rate (WB) (v) Resolution of billing/charging/validity complaints (AS,BH,HP,J&K,NE,TN) (vi) Period of applying credit/ waiver/ adjustment to customer's account from the date of resolution of complaints (WB) (vii) Accessibility of call centre/ customer care (TN) (viii) Percentage of calls answered by the operators (voice to voice) within 60 seconds (TN) (ix) %age requests for Termination / Closure of service complied within 7 days(AS,BR,CH,HP,J&K,KOL,KR, NE,OR,PB,RAJ, UPE, UPW,WB)
4	HFCL	% of faults repaired within 5 days (Punjab)
5	RCOM	(i) % of faults repaired within 5 days (MP,WB) (ii) Call Completion Rate (CCR) (All Circles)

- 4.4 The performance has improved as compared to the previous quarter, in respect of “Point of Interconnection (POI) Congestion”.
- 4.5 The performance has deteriorated as compared to the previous quarter, in respect of the following parameters:
- a. Faults incidences (No. of faults/100 Subs./month)
 - b. % of faults repaired within 3 days
 - c. % of faults repaired within 5 days
 - d. Mean Time to Repair (MTTR)
 - e. Call Completion Rate (CCR)
 - f. Metering and billing credibility - post paid
 - g. Resolution of billing/ charging/ validity complaints
 - h. Period of applying credit/ waiver/ adjustment to customer’s account from the date of resolution of complaints
 - i. Accessibility of call centre/ customer care
 - j. Percentage of calls answered by the operators (voice to voice) within 60 seconds
 - k. %age requests for Termination / Closure of service complied within 7 days
 - l. Time taken for refund of deposits after closures
- 4.6 The performance of the Wireline Service Providers is at same level as compared to the previous quarter in respect of the following parameters:
- a. % of faults repaired by next working day
 - b. Answer to Seizure Ratio (ASR)

Table 4.5: Parameter wise QoS of Wireline Service Providers

Parameters	Benchmark	Service Providers not meeting the Benchmarks
Fault incidences per 100 subs/month	≤ 5	BSNL: Chhattisgarh(5.68), Guj(5.21%), HP(7.16%), J&K (6.98%), KOL(7.61%), KER(6.80%), MH(7.32%), UPW-(5.05%), UTT(5.73%), WB(5.32%) MTNL: Delhi(6.06%), Mumbai(10.49%) BHARTI: MP(7.03%), HFCL: Punjab(6.38%)
% Fault repaired by next working day	≥ 90%	BSNL: A&N(85.38%), HP(85.09%), J&K(53.98%), KOL(85.34%), KER(75.20%), MH(78.61%) MTNL: Delhi(81.05%), Mumbai(84.49%) TATA: DEL(85.81%), HFCL: Punjab(73.37%)
% Fault repaired within 3 days	≥ 100%	BSNL: A&N(99.55%), AP(96.82%), ASM(98.57%), BH(98.41%), CH(98.57%), Chattisgarh(99.17%), GJ(98.50%), HP(96.87%), J&K(69.91%), JH(96.50%), KOL(96.48%), KER(88.15%), KTK(97.62%), MH(83.80%), MP(96.68%), NE1(99.88%), OR(99.95%), PB(98.79%), RAJ(99.10%), TN(99.13%), UPE(99.28%), UPW(99.53%), UTT(96.90%), WB(93.43%) BHARTI AIRTEL: MP(96.12%) MTNL: Delhi(90.15%), Mumbai(92.71%) TCL: AP(98.94%), CH(98.04%), DEL(96.13%), GUJ(99.13%), KTK(96.77%) HFCL: Punjab(92.39%)
% Fault repaired within 5 days	≥ 100%	BSNL: AP(99.35%), BH(99.76%), CH(99.40%), Chattisgarh (94.98%), GJ(99.54%), HP(97.21%), J&K(83.15%), JH(98.47%), KER(86.82%), KTK(94.26%), MH(98.55%), PB(99.74%), RAJ(99.95%), TN(99.88%), UPE(98.73%), UPW(99.95%), UTT(99.81%), WB(92.65%) TCIL: AP(99.51%), DEL(98.71%), KTK(98.13%)
MTTR	<8Hrs	BSNL: AP(8.81), KOL(8.25), KER(18.78), MH(22.79), WB(9.58)

Parameters	Benchmark	Service Providers not meeting the Benchmarks
		MTNL: Mumbai(20.13) TCIL: DEL(15.07%),KTK(10.37%),TN(10.27%) HFCL: Punjab(16.53 hrs.)
Call Completion Rate (in local network)	≥ 55%	BSNL: ASM(45.60%),J&K(52.20%),MH(54.70%) MTNL : Delhi(54.08%)
Answer to Seizure Ratio (ASR)	≥ 75 %	MTNL: Mumbai(56.00%)
Metering & billing credibility – Post-paid	≤ 0.1%	BHARTI: GUJ(0.16%),KTK(0.11%),MH(0.25%),MP(0.24%), MUM(0.19%)
Resolution of billing/charging/validity complaints (Benchmark 100% within 4 weeks)	100% within 4 weeks	BHARTI: AP(86.41%),DEL(89.32%),GUJ(95.83%),HR(84.75%), KOL(90.12%),KER(89.08%),KTK(78.11%),MH(96.60%),MP(93.55%),MUM(96.75%),PB(88.48%),RAJ(85.81%),TN(79.17%),UPE(90.22%),UPW(83.28%) MTNL: Delhi(92.08%) TCIL: MH(91.00%)
Period of applying credit/waiver/adjustment to customer's account from the date of resolution of complaints (Benchmark 1 week of resolution of complaint)	Benchmark 1 week of resolution of complaint	BHARTI: AP(92.48%),DEL(79.90%),GUJ(73.24%),HR(84.93%), KOL(85.61%),KER(85.80%),KTK(91.90%), MH(80.37%),MP(88.29%),MUM(77.59%), PB(82.71%),RAJ(84.21%),TN(94.04%),UPE(82.63%),UPW(78.77%) TCIL: Mumbai(95.00%)
Accessibility of call centre/ customer care	≥ 95%	BSNL: AP(94.82%),BR(93.63%),HP(92.56%),HR(92.21%), J&K(90.18%),JHAR(91.05%),MH(90.44%), RAJ(92.66%), UPE(91.02%),UTT(91.92%), WB(93.24%) BHARTI DEL(94.66%), MP(94.84%) TCIL MH(91.08%),MUM(90.94%)
%age of calls answered by the operators (voice to voice) within 60 seconds	≥ 90%	BSNL: Chattishgarh(50.33%),HP(86.33%),UPE(88.33%), UTT(89.00%), BHARTI: AP(83.50%),DEL(80.02%),HR(86.61%),KOL(81.73%),KER(89.19%),KTK(83.79%),PB(82.84%),RAJ(82.62%), TN(89.49%),UPE(79.77%), TCIL: MH(79.90%),MUM(77.54%)
%age requests for Termination / Closure of service complied within 7 days	100% within 7 days	BHARTI: AP(69.77%),DEL(71.09%),GUJ(48.45%),HR(25.19%), KOL(66.97%),KER(75.06%), KTK(76.70%), MH(80.20%),MP(58.41%), MUM(78.50%),PB(68.74%),RAJ(54.02%), TN(67.92%),UPE(66.15%),

Parameters	Benchmark	Service Providers not meeting the Benchmarks
		UPW(25.97%), MTNL: Delhi(92.42%), Mumbai(96.20%)
Time taken for refund of deposits after closures	100% within 60 days)	BHARTI: DEL(98.07%),GUJ(93.33%),KTK(97.35%),MP(83.49%), MUM(88.89%), PB(99.02%), TN(96.82%),UPE(96.67%), UPW(91.67%)

4.7 Detailed table containing QOS parameters for all the Wireline Service Providers is given in Annexure-4.2.

Section C: Quality of Service Performance of Dial-up/ Broadband Service

A. Dial-up service

4.8 Out of 164 Dial-up Service providers, based on the subscriber base, this report covers only top 11 Service providers.

Table 4.6: Performance on ISPs Quality of Service


Sr. No.	Name of the Service Provider	Dial-up access							Mean time to Restore of faults resulting as per subscriber complaints
		Service Activation time	Service Accessibility					GOS on the link connecting to PSTN node to ISP	
			Time to Access	Probability of accessing the ISP node (%)			ISP node unavailability in a month		
				1st Attempt	2nd Attempt	3rd Attempt			
		6 hrs	30 Sec	80.00%	90.00%	99.00%	30 Min	1 in 100	3 days
1	BHARAT SANCHAR NIGAM LTD.	Same day	35 Sec	99.00%	99.90%	99.90%	1% (DNF)	99.90%	0-4 hrs
2	RELIANCE COMM. INFRASTRUCTURE LTD	Online	<20 Sec	98.00%	100.00%	-	Nil	NR	<8 hrs
	MAHANAGAR TELEPHONE NIGAM LTD, Delhi	Instantaneous	30 Sec	99.77%	99.99%	-	Nil	0.01	5 Min
3	MAHANAGAR TELEPHONE NIGAM LTD, Mumbai	Immediate	26 Sec	100.00%	-	-	Nil	0.005	15 Min
4	BHARTI AIRTEL LTD.	Online	30-40 Sec	99.80%	100.00%	100.00%	<0.015% (DNF)	<0.01	6.35 hrs
5	TATA COMMUNICATIONS	Online	30Sec	80.00%	90.00%	99.00%	4.06 hrs	<1%	10-15 Min
6	ASIANET SATELITE COMMUNICATIONS	Immediate	10 Sec	98.00%	99.00%	100.00%	30Min	0.002	22.42 hrs
7	QUADRANT TELEVENTURES LTD.	NR	30Sec	99.99%	100.00%	-	NR	0.002	3.36 hrs

Sr. No.	Name of the Service Provider	Dial-up access							Mean time to Restore of faults resulting as per subscriber complaints	
		Service Activation time	Service Accessibility					ISP node unavailability in a month		GOS on the link connecting to PSTN node to ISP
			Time to Access	Probability of accessing the ISP node (%)						
				1st Attempt	2nd Attempt	3rd Attempt				
		6 hrs	30 Sec	80.00%	90.00%	99.00%	30 Min	1 in 100	3 days	
8	DATA INFOSYS LTD.	2-3 Min	20-25 Sec	95.00%	97.00%	99.00%	30 Min	0.01	15 Min	
9	SIFY LTD.	3 Min	30 Sec	90.00%	95.00%	99.00%	20 Min	0.005	NR	
10	TATA TELESERVICES (MH)	Immediate	18 Sec	99.00%	100.00 %	Nil	30 Min	0.001	7.65 hrs	
11	HCL INFINET LTD.	4 Min	24 Sec	99.40%	99.20%	99.10%	24 Min	0.002	17-19 hrs	

Note:-

NR= Not Reported

DNF-Data Not in Format

 Not meeting the benchmark

Service Activation Time

4.9 Quadrant Televentures Ltd. has not provided the data. All other ISPs have met the TRAI benchmark of 6 hrs.

Time to Access

4.10 All the ISPs except M/s Bharti Airtel Ltd., have met the TRAI benchmark of 30 sec.

Probability of Accessing the ISP Node

4.11 All the Internet Service Operators have met this benchmark of 80% for first attempt, 90% for second attempt and 99% for third attempt in this quarter.

ISP Node unavailability

4.12 Quadrant Televentures Ltd. has not provided the data. All other ISPs except M/S Tata Communications Limited have met the TRAI benchmark for the parameter “ISP Node unavailability in a month (30 minutes)”.

Grade of Service

4.13 Reliance Comm. Infrastructure Ltd. has not reported the data. All other ISPs met the benchmark for this parameter.

Mean Time to Restore (MTTR)

4.14 M/s Sify Ltd. has not reported the data. As reported by other ISPs the Mean Time to Restore (MTTR) the faults varies from 5 minutes to 24:15 hrs.

B. Broadband Service

4.15 Out of 154 Broadband Service providers, 28 Service Providers are having subscriber base > 10,000 and these 28 Service providers share the 99.03% of total subscriber base. This report covers performance of 24 broadband Service Providers vis-à-vis the QoS benchmarks prescribed by TRAI, as the remaining four service providers i.e. M/s Spectranet, M/s Softeng , Five Networks, Vasai Cable and M/s MTNL(for Mumbai service area only), did not submit their performance monitoring report during the quarter inspite of having the requisite subscribers base. M/s Hughes Communication India Ltd has informed that they are not offering any broadband services circlewise. They are only offering the Internet Connections through VSAT.

Table 4.7: Parameter-wise status of QoS benchmarks for Broadband service

Sl. No.	Parameters	Benchmarks	Name of Service Provider not Meeting the Benchmark
1	<p>Service Provisioning/ Activation Time</p> <ul style="list-style-type: none"> • %age of connections provided within 15 days of registration of demand 	100% in =< 15 working days	<p>BSNL AP(98.80%), KTK(99.90%), MH(99.60%), Punjab(99.99%), Uttaranchal(99.97%), WB(97.40%) MTNL – Delhi (81.34%) Hathway - MH(99.62%) Sify – All India (99.71%) Quadrant Televentures – Punjab(99.82%) Beam Telecom - Hyd(97.00%) Asianet Satellite - Kerala(88.50%) Rajesh Multichannel- Mumbai(18.00%) Chandranet- Guj(98.54%) Gujarat Telelink - Guj(93.78%) Syscon Infoway- Mumbai (94.00%) Tata Communications- AP(99.25%), Punjab(98.00%), Raj(98.00%)</p>
2	Faults Repair /Restoration Time		
	% of faults repaired by next working day	>90%	<p>BSNL- Assam(87.10%), Kol(86.70%) MTNL – Delhi (61.11%) Hathway – Guj(87.00%), MH(89.00%), Punjab(88.00%) Sify- All India (89.30%) Beam Telecom – Hyd(87.66%) Tikona Digital Networks - All India (89.13%) Zylog Systems- RoTN(87.00%), Chennai(77.00%) Tata Communications - HP(75.00%), J&K(67.00%), Mumbai(81.00%), NE(0.00%), Orissa(88.00%), TN(87.00%) You Broadband- All India(78.65%) MH(80.98%),Guj(81.00%), KTK(74.00%), TN(82.00%), HR(84.00%), AP(81.00%)</p>
	% of faults repaired within 3 working day	=>99%	<p>BSNL- Assam(93.40%), J&K(98.00%) WB(98.60%) MTNL – Delhi 76.33%) Hathway - Delhi(97.00%), MH(97.10%) Punjab(94.00%), UP(98.00%) Sify- All India(98.02%) Quadrant Televentures – Punjab(98.84%) Tikona Digital Networks- All India (90.94%) Zylog Systems (India) Ltd.- RoTN(96.00%), Chennai(81.00%), AP(98.00%), KTK(98.00%) Punjab(98.00%) Gujarat Telelink- Guj(97.00%) Tata Communications- HP(75.00%),</p>

Sl. No.	Parameters	Benchmarks	Name of Service Provider not Meeting the Benchmark
			Mumbai(89.00%), NE(50.00%), Orissa(94.00%), Raj(98.00%), TN& Pond.(96.00%), Kol(98.00%), Bihar & Jharkhand(96.00%) You Broadband - All India(90.49%) MH(94.71%), Guj(95.00%), KTK(89.00%), TN(97.00%), HR(97.00%), AP(96.00%)
3	Billing Performance		
	%age of billing complaints resolved within 4 weeks	100% within 4 weeks	BSNL :- AP (99.95%), MH(99.98%), Uttaranchal(99.90%) MTNL - Delhi 97.96%) Tata Teleservices _MH&Goa(98.00%) Tikona Digital Networks - All India(95.34%) Asianet Satellite - Kerala(99.91%)
	%age of cases to whom refund of deposits is made within 60 days of closures	100% within 60 days	BSNL - AP (99.97%), MH(99.80%) Uttaranchal(99.99%) Tata Teleservices - MH&Goa(98.00%) Tata Communications - Pun(33.00%), Raj(33.00%)
4	Response Time to the Customer for assistance		
	%age of calls answered by operator (Voice to voice) within 60 sec	>60%	Hathway - MH(52.00%)
	%age of calls answered by operator (Voice to voice) within 90 sec	>80%	Bharti Airtel - TN(70.02%) Hathway - Delhi(79.00%) Tikona Digital Networks – All India (68.33%)
5	Bandwidth utilisation/throughput		
	No. of Intra network links having Bandwidth utilisation >90% during peak hours (TCBH)	Benchmark 0	Alliance - Kolkata (7 links) Tikona Digital Networks - All India (1 link)
	No. of Upstream links for International connectivity having bandwidth utilisation >90% during peak hours (TCBH)	Benchmark 0	MTNL- Delhi – (0.67%) Tikona Digital Networks - All India(1 link) Indusland Media & Communications Ltd. – All India (2 Link) Chandranet Pvt. Ltd - Guj(1.5 link) Syscon Infoway - Mumbai(4 links)

Sl. No.	Parameters	Benchmarks	Name of Service Provider not Meeting the Benchmark
	%age International bandwidth utilization during peak hours (TCBH) (Enclose MRTG) <90%	Benchmark <90% %	Rajesh Multichannel- Mumbai(96.00%) Syscon Infoway- Mumbai(97.00%)
	Broadband Connection Speed available(download) from ISP node to user	Benchmark > 80%	BSNL - A&N(15.00%)
6	Service availability/uptime (for all users) in %age		
	Service availability/uptime (for all users) in %age	Benchmark >98%	Hathway- Delhi(97.00%) Broadband Pacenet- Mumbai(92.00%) Mumbai-Pune (92.00%), All India(97.00%) MP(92.00%), Guj(93.00%), Raj(92.00%) Rajesh Multichannel- Mumbai(96.00%) Chandranet Pvt. Ltd.- Guj(95.00%) Tata Communications - TN & Pond.(95.00%) Ortel Communications- Ortel(94.24%)
7	Packet loss (for wired broadband access) in %age		
	Packet loss (for wired broadband access) in %age	Benchmark <1%	Indusland Media & Communications - All India(5.00 %)

4.16 Detailed table containing QoS parameters for all the Broadband Service Providers is given in Annexure-4.3.

Chapter 5 :

Performance of Cable TV, DTH and Radio Broadcasting Services

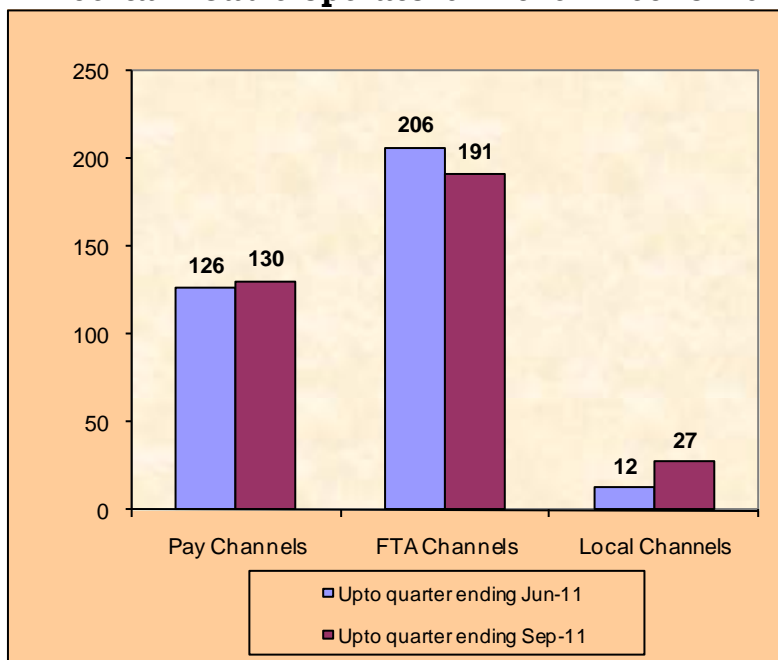
Table 5.1: Key Parameters

S.No	Parameter	Jun-11	Sep-11
1	Number of Broadcasters/ Distributors	25	24
2	Number of channels registered with Ministry of I&B	715	762
3	Total Number of Pay Channels reported by Broadcasters/ Distributors	158	161
4	Maximum number of Pay TV Channels carried by certain cable operator	126	130
5	Maximum number of Free to Air (FTA) TV Channels carried by certain cable operator	206	191
6	Private FM Radio stations in operation	245	245
7	Private DTH Operators	6	6
8	Licensees of community radio stations	144	157
9	Operational community radio station	111	118
10	Number of permitted Teleports	87	87
11	Number of Set top boxes in CAS notified areas of Delhi , Mumbai, Kolkata and Chennai	8,11,507	8,19,960

Cable TV Services

5.1 Chart 5.1 depicts the maximum number of Free-to-Air (FTA) channels, Pay channels and local channels being carried by the Multi System Operators (MSOs) in their network across the country. This is based on the reports received from some of the major service providers regarding the number of channels being carried by them in their networks analogue and/or in digital form. These channels have been reported across different networks of the service providers having different combinations of pay, FTA and Local channels in their network.

Chart 5.1: Maximum number of TV Channels being carried by certain Cable operators in their networks

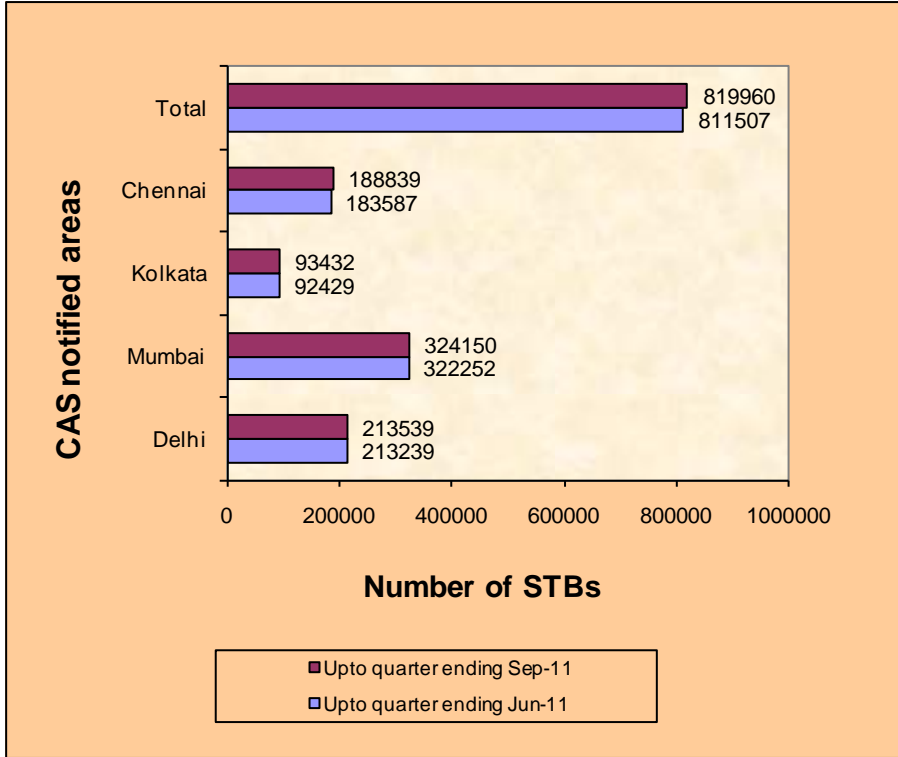


5.2 The maximum number of FTA and Pay Channels reportedly being carried in the cable networks are 191 and 130 respectively in the QE Sep-11. However, these numbers relate to different networks and hence cannot be added for arriving at the total number of channels.

5.3 Maximum number of TV channels (Pay, FTA and Local) being carried by any of the reported MSOs is 287, whereas in conventional analogue form, the maximum number of channels being carried any by the reported MSOs is 100 channels.

5.4 At the end of the quarter Jun-11, there were 8,11,507 number of set top boxes (STBs) installed in the CAS notified areas of Delhi, Mumbai, Kolkata and Chennai. This has increased to 8,19,960 at the end of Sep-11.

Chart 5.2: Set Top Boxes (STBs)



Satellite TV Channels

5.5 At the end of Sep-11, total Number of channels registered with Ministry of I&B is 762. The list of permitted TV channels is at Annexure-5.1

5.6 There are 161 pay TV channels which have been taken on records in respect of their rates as on September 2011. These 161 channels are being broadcasted/ distributed by 24 broadcasters or their authorized agents/aggregators. The list of broadcasters/distributors of pay TV channels alongwith the reported rates of pay channels for Non-CAS areas are at Annexure-5.2.

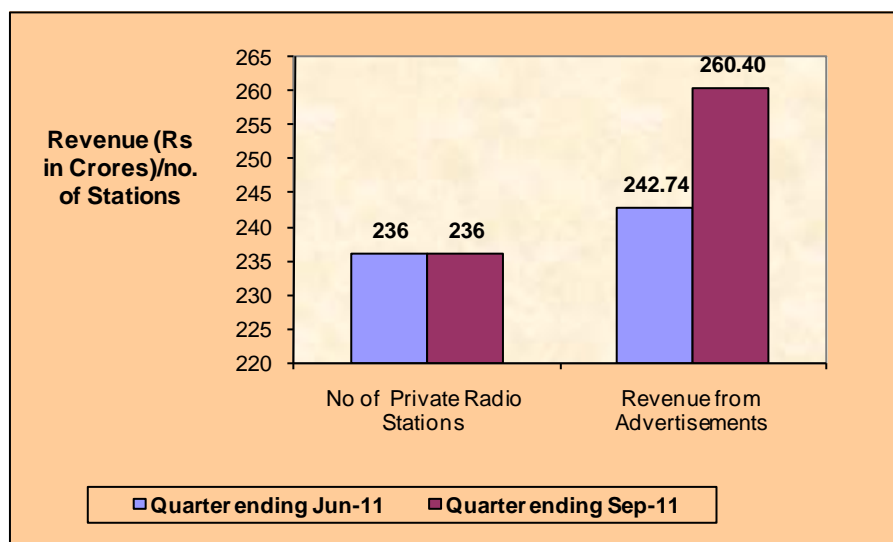
5.7 During the quarter ending Sep-11, 3 new pay channels i.e. (i) Discovery Channel – Tamil, (ii) UTV Action – Telugu & (iii) ESPNEWS were launched by the broadcasters /distributors.

FM Radio Services

5.8 Apart from All India Radio of Prasar Bharti – a public broadcaster, there are 245 FM Radio stations in operation at the end of Sep-11. The list of 245 private FM Radio stations is at Annexure-5.3.

5.9 The total Advertisement Revenue during the quarter ending Jun-11 in respect of 236 private FM Radio stations was ₹242.74 crore and for quarter ending Sep-11 in respect of 236 private Radio stations, the total Advertisement Revenue was ₹260.40 crore. The reports prepared on the basis of reports submitted by the FM Radio service providers. However, the details do not pertain to the same set of service providers.

Chart 5.3: Comparative position of Revenue from FM Radio Stations



Community Radio

5.10 At the quarter ending Jun-11, out of 144 licensees of community radio stations, 111 stations were in operation. In the quarter ending Sep-11, 13 licenses were issued. Now, out of 157 licensees, 118 stations are in operation.

Table 5.2: Status of applications for community radio station licenses received from Ministry of Information and Broadcasting

	As on 30.09.2011
Total No. of Applications Received	946
No. of Licenses issued	157
No. of Letters of Intent Issued	349
No. of Applications rejected	295
No. of stations operational	118

Source: Ministry of Information & Broadcasting

DTH Services

5.11 Besides the free DTH service of Doordarshan- a public broadcaster, there are 6 private DTH licensees, offering their services to the DTH subscribers. As on 30.9.2011, their reported subscriber base is 41.04 million. The list of DTH licensees is at Annexure-5.4.

Teleport Service

5.12 As per the information available on the website of Ministry of Information and Broadcasting, there are 87 total numbers of permitted Teleports as on 30.09.2011. A list of the permitted Teleports is at Annexure-5.5.

Annexures

Annexure 1.1: Licensed Cellular (GSM & CDMA) Service Providers

SL NO	Service Provider	Area for which licensed with No.	UASL	CMTS
1	Bharti	All India (22)	All India except NE	North East
2	Aircel Group	All India (23)	All India except Chennai & TN	Chennai & Tamil Nadu
3	Reliance Communications	All India (except Assam & NE) (20)	All	
4	Reliance Telecom	Kolkata, MP, WB, HP, Bihar, OR, Assam & NE (8)	All	
5	Vodafone	All India (23)	All	
6	Tata Teleservices	All India (22)	All	
7	IDEA	All India (22)	Mumbai, TN incl. Chennai, Kol, KTK, Punjab, WB, Bihar, OR, Assam, NE & J&K	Delhi, MH, Gujarat, AP, Kerala, Haryana, UP-W, UP-E, Rajasthan, MP, HP
8	Sistema Shyam Telelink	All India (22)	All	
9	BSNL	All India (except Delhi & Mumbai) 20		All
10	MTNL	Delhi & Mumbai (2)		All
11	Loop Telecom Private Ltd	All India (22)	All except Mumbai	Mumbai
12	Unitech Group	All India (22)	All	
13	Videocon Telecommunications Ltd.	All India except Pb (21)	All	
14	M/s Etisalat DB Telecom Pvt. Ltd & M/s Allianz Private Ltd	Delhi, Mumbai, Mah, Guj, AP, Ktk, TN incl. Chennai, KR, Punjab, HR, UP (W), UP (E) , Raj, MP & Bihar (15)	All	
15	Spice Communications	Delhi, Mah, AP, KTK, Punjab, Har (6)	All	
16	S Tel Ltd	HP, Bihar, Orissa, Assam, NE, J&K (6)	All	
17	Quadrant (HFCL)	Punjab (1)	Punjab	

Source: DoT and Service providers

UASLs	240
CMTSs	37
Total	277

Annexure 1.2: Wireless Subscriber Base

Service Area	Vodafone (GSM)		Bharti (GSM)		Idea/Spice (GSM)		Aircel/Dishnet (GSM)		Reliance (GSM)	
	Jun-11	Sep-11	Jun-11	Sep-11	Jun-11	Sep-11	Jun-11	Sep-11	Jun-11	Sep-11
Andhra Pradesh	73,47,024	73,13,071	1,72,43,746	1,75,43,731	84,28,994	88,14,749	16,68,170	17,78,237	35,58,286	40,17,005
Assam	16,50,109	17,80,174	33,56,891	34,40,564	3,03,279	3,07,731	34,29,987	36,39,355	22,15,464	24,62,502
Bihar	52,44,148	54,34,847	1,60,76,532	1,63,72,973	48,96,810	51,22,796	48,43,688	48,36,771	51,70,856	55,25,089
Delhi	77,88,376	81,61,323	83,01,831	84,40,357	39,91,264	42,74,022	22,18,190	23,03,559	47,25,928	43,19,152
Gujarat	1,49,10,573	1,53,30,567	67,04,802	67,86,155	71,42,471	74,73,029	5,60,123	6,40,249	50,36,664	53,20,985
Haryana	41,70,943	42,44,337	21,81,265	22,52,561	32,77,517	35,52,946	5,59,344	5,35,578	27,45,239	31,42,656
Himachal Pradesh	3,57,430	3,92,233	16,96,464	17,42,796	3,65,532	4,03,346	6,77,256	6,76,110	12,85,564	15,04,445
Jammu & Kashmir	5,65,253	6,07,948	18,68,985	19,49,520	1,28,808	1,54,241	17,63,924	14,96,257	4,61,691	5,31,804
Karnataka	65,91,039	67,52,649	1,48,92,871	1,51,34,765	43,66,930	46,10,753	16,95,561	16,56,806	45,69,961	44,75,347
Kerala	55,35,177	56,63,785	34,59,776	34,89,607	70,26,922	72,92,186	23,58,360	24,70,924	16,38,193	17,84,797
Madhya Pradesh	31,35,580	34,17,602	95,47,099	95,78,239	1,18,39,576	1,23,61,239	7,34,560	7,50,829	73,12,022	77,06,569
Maharashtra	1,19,62,824	1,21,59,506	87,94,416	90,59,413	1,34,27,497	1,39,75,703	10,49,697	11,40,080	61,41,074	68,89,292
Mumbai	58,87,113	60,33,153	35,98,710	36,77,397	23,48,402	24,11,871	11,49,736	11,39,159	38,87,742	40,63,833
North East	8,61,826	8,79,899	21,03,288	21,52,503	2,24,701	2,14,131	21,97,151	23,44,899	7,06,894	7,99,872
Orissa	23,38,159	23,99,585	55,24,753	57,05,644	6,46,442	6,69,135	25,08,395	26,36,381	33,40,210	37,81,637
Punjab	41,32,392	43,09,584	65,91,185	68,33,634	46,65,114	48,98,022	6,68,480	7,66,707	34,92,092	38,22,263
Rajasthan	87,11,277	89,30,277	1,25,61,588	1,29,03,873	30,92,185	32,05,315	8,65,678	10,51,189	50,43,433	52,50,349
Tamil Nadu (incl. Chennai)	1,14,44,549	1,19,03,932	1,28,51,196	1,31,11,896	13,46,172	17,36,664	2,04,93,642	2,10,45,433	45,34,570	44,81,053
UP(E)	1,42,37,217	1,42,58,211	1,30,44,951	1,33,83,415	63,69,289	65,69,496	20,56,803	21,20,118	72,72,287	70,26,778
UP(W)	92,34,369	92,77,895	63,41,180	65,75,163	90,52,503	95,68,967	19,24,818	20,15,481	63,26,407	62,91,382
Kolkata	43,73,647	44,40,616	36,88,633	37,45,605	7,34,402	9,40,631	15,63,412	16,82,576	32,76,850	33,45,436
West Bengal	1,10,40,815	1,13,01,041	87,56,085	89,02,960	14,34,008	16,23,403	29,93,777	30,68,223	54,90,321	53,98,664
Total	14,15,19,840	14,49,92,235	16,91,86,247	17,27,82,771	9,51,08,818	10,01,80,376	5,79,80,752	5,97,94,921	8,82,31,748	9,19,40,910

Annexure 1.2 (contd.)

Service Area	Reliance (CDMA)		Tata (GSM)		Tata (CDMA)		BSNL (GSM)		BSNL (CDMA)	
	Jun-11	Sep-11	Jun-11	Sep-11	Jun-11	Sep-11	Jun-11	Sep-11	Jun-11	Sep-11
Andhra Pradesh	47,77,528	48,08,011	54,80,493	53,96,821	30,51,048	30,13,658	77,19,973	86,28,897	2,76,477	2,57,842
Assam	-	-	-	-	1,20,853	1,24,864	14,19,161	14,14,842	1,08,371	1,08,715
Bihar	36,79,978	35,26,107	27,19,084	28,33,217	26,97,338	24,15,615	56,93,926	56,89,530	3,94,499	3,94,819
Delhi	39,61,569	39,98,126	-	-	60,11,585	54,30,505	-	-	-	-
Gujarat	28,98,363	29,04,241	20,31,702	24,45,606	17,79,187	15,72,784	37,54,312	38,21,777	2,72,644	2,64,254
Haryana	11,54,027	11,15,410	14,84,253	16,84,896	15,45,734	13,74,516	29,68,572	29,36,126	81,307	60,943
Himachal Pradesh	3,50,010	3,35,738	2,79,214	2,84,689	1,42,057	1,31,979	16,27,828	16,52,265	71,546	70,530
Jammu & Kashmir	8	3	-	-	1,12,972	1,18,794	8,36,144	8,70,448	81,842	79,551
Karnataka	33,23,438	33,39,799	58,14,836	58,41,733	12,07,681	11,83,067	55,63,005	58,66,696	4,37,811	4,33,042
Kerala	23,84,416	23,95,875	19,11,519	18,42,217	8,18,882	5,10,618	56,15,155	60,87,410	4,13,053	3,73,071
Madhya Pradesh	42,62,030	43,00,290	36,21,157	34,99,475	15,04,889	12,12,966	41,97,205	42,98,129	7,54,849	5,16,855
Maharashtra	34,00,039	34,11,211	46,19,786	48,79,221	58,92,461	57,84,125	60,13,772	58,75,967	4,12,720	3,73,777
Mumbai	38,68,276	38,88,109	26,73,005	25,67,835	34,98,834	36,05,122	-	-	-	-
North East	-	-	-	-	78,721	77,126	13,97,232	14,53,842	1,43,365	1,45,380
Orissa	7,83,700	7,91,650	18,76,844	17,40,049	7,40,280	7,11,406	37,69,178	38,41,354	2,19,767	2,20,436
Punjab	9,85,873	9,98,295	20,25,778	21,26,456	15,27,809	14,32,979	45,80,127	46,30,317	63,136	60,883
Rajasthan	23,52,142	23,49,693	14,56,876	16,94,725	25,70,779	25,44,907	54,23,050	52,83,309	2,81,087	2,45,193
Tamil Nadu (incl. Chennai)	41,46,188	41,37,287	37,88,968	35,49,527	11,69,608	9,11,521	81,76,319	87,12,145	4,52,105	4,55,116
UP(E)	52,35,417	53,31,105	29,87,034	30,70,442	17,92,068	15,84,923	97,03,099	97,39,114	4,79,979	4,77,673
UP(W)	34,71,945	34,89,168	22,71,211	24,98,489	28,37,979	27,39,169	43,45,827	44,78,312	1,65,166	1,58,935
Kolkata	20,72,534	20,86,382	16,91,339	17,47,955	17,30,373	14,81,690	24,15,848	23,15,812	37,368	37,457
West Bengal	19,25,929	19,39,777	23,30,122	22,73,114	10,98,325	8,34,932	32,09,517	33,14,480	1,51,483	1,49,298
Total	5,50,33,410	5,51,46,277	4,90,63,221	4,99,76,467	4,19,29,463	3,87,97,266	8,84,29,250	9,09,10,772	52,98,575	48,83,770

Annexure 1.2 (contd.)

Service Area	MTNL (GSM)		MTNL (CDMA)		Sistema (CDMA)		Quadrant (HFCL) (GSM)		Quadrant (HFCL) (CDMA)		Loop (GSM)	
	Jun-11	Sep-11	Jun-11	Sep-11	Jun-11	Sep-11	Jun-11	Sep-11	Jun-11	Sep-11	Jun-11	Sep-11
Andhra Pradesh	-	-	-	-	4,54,468	5,54,288	-	-	-	-	-	-
Assam	-	-	-	-	8	330	-	-	-	-	86	155
Bihar	-	-	-	-	10,25,557	12,89,118	-	-	-	-	-	127
Delhi	25,25,309	25,86,791	1,36,791	1,36,467	8,11,361	9,39,112	-	-	-	-	-	-
Gujarat	-	-	-	-	62,372	75,378	-	-	-	-	-	9
Haryana	-	-	-	-	1,48,881	1,96,917	-	-	-	-	104	90
Himachal Pradesh	-	-	-	-	22	23	-	-	-	-	-	-
Jammu & Kashmir	-	-	-	-	-	15	-	-	-	-	-	-
Karnataka	-	-	-	-	15,33,296	17,46,711	-	-	-	-	-	216
Kerala	-	-	-	-	5,47,148	5,68,810	-	-	-	-	-	-
Madhya Pradesh	-	-	-	-	592	278	-	-	-	-	93	127
Maharashtra	-	-	-	-	5,30,488	5,99,103	-	-	-	-	-	104
Mumbai	27,04,330	27,34,873	1,32,630	1,25,316	7,41,115	7,68,595	-	-	-	-	31,47,900	31,93,124
North East	-	-	-	-	-	24	-	-	-	-	20	29
Orissa	-	-	-	-	109	144	-	-	-	-	536	722
Punjab	-	-	-	-	93	135	12,98,404	11,63,917	1,05,446	60,566	100	139
Rajasthan	-	-	-	-	20,83,180	22,33,161	-	-	-	-	245	293
Tamil Nadu (incl. Chennai)	-	-	-	-	14,92,320	15,43,277	-	-	-	-	-	-
UP(E)	-	-	-	-	1,31,445	2,70,681	-	-	-	-	-	-
UP(W)	-	-	-	-	1,23,919	2,63,040	-	-	-	-	-	-
Kolkata	-	-	-	-	6,79,173	7,04,287	-	-	-	-	1,224	1,744
West Bengal	-	-	-	-	13,59,533	15,13,072	-	-	-	-	-	-
Total	52,29,639	53,21,664	2,69,421	2,61,783	1,17,25,080	1,32,66,499	12,98,404	11,63,917	1,05,446	60,566	31,50,308	31,96,879

Annexure 1.2 (contd.)

Service Area	Stel (GSM)		Unitech (GSM)		Videocon (GSM)		Etisalat (GSM)		Total		
	Jun-11	Sep-11	Jun-11	Sep-11	Jun-11	Sep-11	Jun-11	Sep-11	Jun-11	Sep-11	Net Additions
Andhra Pradesh	-	-	25,21,021	27,50,241	10,416	11,027	23,330	28,615	6,25,60,974	6,49,16,193	23,55,219
Assam	85,015	1,11,455	-	-	-	-	-	-	1,26,89,224	1,33,90,687	7,01,463
Bihar	18,97,964	19,56,431	29,53,045	34,26,728	16,897	19,823	26,518	34,277	5,73,36,840	5,88,78,268	15,41,428
Delhi	-	-	-	-	-	-	6,98,910	7,25,869	4,11,71,114	4,13,15,283	1,44,169
Gujarat	-	-	20,29,601	21,89,373	16,15,387	12,66,412	20,654	26,640	4,88,18,855	5,01,17,459	12,98,604
Haryana	-	-	-	-	8,64,065	7,78,687	9,268	11,065	2,11,90,519	2,18,86,728	6,96,209
Himachal Pradesh	4,28,377	4,41,927	-	-	89,150	87,139	-	-	73,70,450	77,23,220	3,52,770
Jammu & Kashmir	-	-	-	-	-	-	-	-	58,19,627	58,08,581	(11,046)
Karnataka	-	-	11,96,133	12,75,396	10,458	12,016	18,137	22,662	5,12,21,157	5,23,51,658	11,30,501
Kerala	-	-	6,69,904	7,20,681	3,70,125	3,15,352	8,760	10,213	3,27,57,390	3,35,25,546	7,68,156
Madhya Pradesh	-	-	-	150	11,77,802	12,09,489	46,778	61,424	4,81,34,232	4,89,13,661	7,79,429
Maharashtra	-	-	22,82,932	26,26,482	12,581	13,796	23,882	28,951	6,45,64,169	6,68,16,731	22,52,562
Mumbai	-	-	11,29,213	12,03,710	13,74,012	11,36,735	3,60,332	4,14,709	3,65,01,350	3,69,63,541	4,62,191
North East	41,121	43,079	-	-	-	-	-	-	77,54,319	81,10,784	3,56,465
Orissa	8,64,937	9,43,502	10,78,406	12,77,692	9,591	10,548	-	-	2,37,01,307	2,47,29,885	10,28,578
Punjab	-	-	-	230	-	-	11,864	14,283	3,01,47,893	3,11,18,410	9,70,517
Rajasthan	-	-	-	-	9,584	10,329	22,841	28,922	4,44,73,945	4,57,31,535	12,57,590
Tamil Nadu (incl. Chennai)	-	-	13,21,818	14,15,965	15,22,515	13,49,190	23,574	26,603	7,27,63,544	7,43,79,609	16,16,065
UP(E)	-	-	42,13,665	49,77,930	20,001	19,738	31,607	41,050	6,75,74,862	6,88,70,674	12,95,812
UP(W)	-	-	31,77,271	37,05,581	9,537	9,470	32,080	40,525	4,93,14,212	5,11,11,577	17,97,365
Kolkata	-	-	13,70,569	13,87,354	-	10	-	-	2,36,35,372	2,39,17,555	2,82,183
West Bengal	-	-	23,86,633	26,96,791	17,765	19,520	-	-	4,21,94,313	4,30,35,275	8,40,962
Total	33,17,414	34,96,394	2,63,30,211	2,96,54,304	71,29,886	62,69,281	13,58,535	15,15,808	85,16,95,668	87,36,12,860	2,19,17,192

Annexure 1.3: Wireline Subscriber Base

Service Area	Bharti		Reliance		Quadrant (HFCL)		Sistema		Tata	
	Jun-11	Sep-11	Jun-11	Sep-11	Jun-11	Sep-11	Jun-11	Sep-11	Jun-11	Sep-11
Andhra Pradesh	1,25,336	1,25,472	86,690	87,518	-	-	-	-	1,62,598	1,66,902
Assam	-	-	-	-	-	-	-	-	2,325	2,459
Bihar	-	-	4,611	4,749	-	-	-	-	9,116	9,155
Delhi	10,71,796	10,74,054	1,77,962	1,80,282	-	-	-	-	62,008	66,648
Gujarat	55,010	55,120	1,15,519	1,13,904	-	-	-	-	63,630	65,534
Haryana	23,491	23,650	4,307	4,659	-	-	-	-	15,606	16,221
Himachal Pradesh	-	-	4,431	4,462	-	-	-	-	1,701	1,766
Jammu & Kashmir	-	-	18	-	-	-	-	-	187	243
Karnataka	4,90,299	4,90,798	1,07,499	1,09,477	-	-	-	-	1,12,253	1,13,896
Kerala	55,478	55,570	53,861	55,260	-	-	-	-	11,060	11,910
Madhya Pradesh	3,04,761	3,04,935	33,332	34,783	-	-	-	-	6,970	7,620
Maharashtra	69,959	70,115	97,438	99,657	-	-	-	-	2,10,633	2,17,543
Mumbai	3,31,514	3,31,851	2,23,539	2,27,257	-	-	-	-	5,29,015	5,35,153
North East	-	-	-	-	-	-	-	-	195	224
Orissa	-	-	4,015	4,146	-	-	-	-	6,765	7,046
Punjab	1,05,257	1,05,578	36,422	35,097	1,93,500	1,96,383	-	-	15,836	16,201
Rajasthan	39,147	39,279	23,322	24,685	-	-	40,836	44,835	4,810	5,047
Tamil Nadu (incl. Chennai)	4,84,501	4,85,702	1,40,994	1,44,312	-	-	-	-	56,925	59,700
U.P.(E)	50,308	50,401	37,729	39,405	-	-	-	-	12,081	12,947
U.P.(W)	23,977	24,136	5,271	5,650	-	-	-	-	7,203	7,551
Kolkata	90,902	91,660	84,012	83,095	-	-	-	-	28,839	29,763
West Bengal	-	-	2,287	2,398	-	-	-	-	5,494	5,543
Total	33,21,736	33,28,321	12,43,259	12,60,796	1,93,500	1,96,383	40,836	44,835	13,25,250	13,59,072

Annexure 1.3 (contd.)

Service Area	MTNL		BSNL		Total		
	Jun-11	Sep-11	Jun-11	Sep-11	Jun-11	Sep-11	Net Additions
Andhra Pradesh	-	-	19,78,372	19,72,556	23,52,996	23,52,448	-548
Assam	-	-	2,53,835	2,49,718	2,56,160	2,52,177	-3,983
Bihar	-	-	11,80,087	5,94,652	11,93,814	6,08,556	-5,85,258
Delhi	15,38,695	15,47,440	-	-	28,50,461	28,68,424	17,963
Gujarat	-	-	16,82,786	16,54,531	19,16,945	18,89,089	-27,856
Haryana	-	-	5,90,058	5,74,579	6,33,462	6,19,109	-14,353
Himachal Pradesh	-	-	3,26,810	3,17,999	3,32,942	3,24,227	-8,715
Jammu & Kashmir	-	-	2,15,276	2,12,574	2,15,481	2,12,817	-2,664
Karnataka	-	-	20,16,969	20,04,758	27,27,020	27,18,929	-8,091
Kerala	-	-	31,57,485	31,32,965	32,77,884	32,55,705	-22,179
Madhya Pradesh	-	-	9,81,701	8,70,342	13,26,764	12,17,680	-1,09,084
Maharashtra	-	-	24,24,908	23,45,167	28,02,938	27,32,482	-70,456
Mumbai	19,04,681	18,97,801	-	-	29,88,749	29,92,062	3,313
North East	-	-	2,60,043	2,56,857	2,60,238	2,57,081	-3,157
Orissa	-	-	5,60,552	5,60,989	5,71,332	5,72,181	849
Punjab	-	-	11,99,005	11,62,971	15,50,020	15,16,230	-33,790
Rajasthan	-	-	11,23,811	11,00,774	12,31,926	12,14,620	-17,306
Tamil Nadu (incl. Chennai)	-	-	27,02,597	26,98,214	33,85,017	33,87,928	2,911
U.P.(E)	-	-	13,57,156	13,27,567	14,57,274	14,30,320	-26,954
U.P.(W)	-	-	8,14,006	7,86,704	8,50,457	8,24,041	-26,416
Kolkata	-	-	11,85,656	11,56,722	13,89,409	13,61,240	-28,169
West Bengal	-	-	7,13,694	6,97,173	7,21,475	7,05,114	-16,361
Total	34,43,376	34,45,241	2,47,24,807	2,36,77,812	3,42,92,764	3,33,12,460	-9,80,304

Annexure 1.4: Service Provider wise details of PCOs

S. No.	Name of the Circle/Service Area	Service Provider	QE Jun-11	QE Sep-11	Net PCO added/ decreased during the QE Sep-11	Percentage Growth/ Decline for the QE Sep-11
1	Andaman & Nicobar	BSNL	496	418	-78	-15.73%
2	Andhra Pradesh	BSNL	118546	112327	-6,219	-5.25%
		TATA	81174	70188	-10,986	-13.53%
		Reliance	94647	79354	-15,293	-16.16%
		Bharti	786	722	-64	-8.14%
3	Assam	BSNL	27335	27189	-146	-0.53%
		TATA	1230	740	-490	-39.84%
4	Bihar(including Jharkhand)	BSNL	78078	76559	-1,519	-1.95%
		Reliance	8569	6415	-2,154	-25.14%
		TATA	63,355	54,798	-8,557	-13.51%
5	Delhi	Bharti	6889	4394	-2,495	-36.22%
		MTNL	62164	61691	-473	-0.76%
		TATA	42614	43717	1,103	2.59%
		Reliance	9214	6029	-3,185	-34.57%
6	Gujarat	BSNL	56178	52287	-3,891	-6.93%
		Reliance	18355	14150	-4,205	-22.91%
		TATA	52873	47667	-5,206	-9.85%
		Bharti	70	66	-4	-5.71%
7	Haryana	BSNL	13384	12437	-947	-7.08%
		Bharti	514	376	-138	-26.85%
		Reliance	1059	843	-216	-20.40%
		TATA	11498	9678	-1,820	-15.83%
8	Himachal Pradesh	BSNL	8007	7664	-343	-4.28%
		Reliance	1344	1239	-105	-7.81%
		TATA	3385	2960	-425	-12.56%
9	Jammu & Kashmir	BSNL	10626	10159	-467	-4.39%
		TATA	581	501	-80	-13.77%
10	Karnataka	BSNL	180536	174102	-6,434	-3.56%
		Bharti	17795	16218	-1,577	-8.86%
		TATA	54872	45730	-9,142	-16.66%
		Reliance	36588	31850	-4,738	-12.95%
11	Kerala	BSNL	82375	79183	-3,192	-3.87%
		Reliance	12833	10528	-2,305	-17.96%
		Bharti	1624	1538	-86	-5.30%
		TATA	7887	6262	-1,625	-20.60%
12	Madhya Pradesh (Including Chattisgarh)	BSNL	51214	46863	-4,351	-8.50%
		Bharti	10452	9394	-1,058	-10.12%
		Reliance	10393	8362	-2,031	-19.54%
		TATA	20779	15678	-5,101	-24.55%

Annexure 1.4 (Contd.)

S. No.	Name of the Circle/Service Area	Service Provider	QE Jun-11	QE Sep-11	Net PCO added/ decreased during the QE Sep-11	Percentage Growth/ Decline for the QE Sep-11
13	Maharashtra (including Mumbai)	BSNL & MTNL	2,70,758	2,62,609	-8,149	-3.01%
		TATA	3,38,367	2,94,726	-43,641	-12.90%
		Bharti	122	105	-17	-13.93%
		Reliance	58,320	49,429	-8,891	-15.25%
	Mumbai	MTNL	101173	100103	-1,070	-1.06%
		TATA	93,080	83,883	-9,197	-9.88%
		Bharti	79	66	-13	-16.46%
		Reliance	22269	19215	-3,054	-13.71%
	Maharashtra excluding Mumbai	BSNL	169585	162506	-7,079	-4.17%
		Tata	245287	210843	-34,444	-14.04%
		Bharti	43	39	-4	-9.30%
		Reliance	36051	30214	-5,837	-16.19%
14	North East	BSNL	15151	14984	-167	-1.10%
		TATA	801	382	-419	-52.31%
15	Orissa	BSNL	16880	16775	-105	-0.62%
		Reliance	1927	1403	-524	-27.19%
		TATA	10104	8573	-1,531	-15.15%
16	Punjab	BSNL	16348	15779	-569	-3.48%
		Quadrant Televentures Ltd. (formerly HFCL)	10926	7370	-3,556	-32.55%
		Reliance	6009	5523	-486	-8.09%
		Bharti	812	889	77	9.48%
		TATA	24430	20484	-3,946	-16.15%
17	Rajasthan	BSNL	39706	36646	-3,060	-7.71%
		Bharti	413	407	-6	-1.45%
		Sistema Shyam	20126	20533	407	2.02%
		Reliance	9664	7551	-2,113	-21.86%
		TATA	14002	11960	-2,042	-14.58%
18	Tamil Nadu(including Chennai)	BSNL	2,16,454	2,12,956	-3,498	-1.62%
		TATA	66,500	55,455	-11,045	-16.61%
		Bharti	23,998	23,297	-701	-2.92%
		Reliance	58,396	49,501	-8,895	-15.23%
	Chennai	BSNL	74750	74649	-101	-0.14%
		Reliance	11572	10053	-1,519	-13.13%
	Tamil nadu (excluding Chennai)	BSNL	141704	138307	-3,397	-2.40%
		TATA	66500	55455	-11,045	-16.61%
		Bharti	23998	23297	-701	-2.92%
		Reliance	46824	39448	-7,376	-15.75%

Annexure 1.4 (Contd.)

S. No.	Name of the Circle/Service Area	Service Provider	QE Jun-11	QE Sep-11	Net PCO added/ decreased during the QE Sep-11	Percentage Growth/ Decline for the QE Sep-11
19	Uttar Pradesh (East)	BSNL	109802	109467	-335	-0.31%
		Reliance	10118	8144	-1,974	-19.51%
		Bharti	739	694	-45	-6.09%
		TATA	16718	13101	-3,617	-21.64%
20	Uttar Pradesh (West) (including Uttaranchal)	BSNL	32199	31359	-840	-2.61%
		Reliance	6519	5122	-1,397	-21.43%
		Bharti	771	665	-106	-13.75%
		TATA	23019	19624	-3,395	-14.75%
21	West Bengal (including Kolkata)	BSNL	93,456	91,700	-1,756	-1.88%
		Reliance	14,787	11,078	-3,709	-25.08%
		Bharti	246	225	-21	-8.54%
		TATA	42,142	34,388	-7,754	-18.40%
	Kolkata	BSNL	53246	52507	-739	-1.39%
		Reliance	6764	4566	-2,198	-32.50%
		Bharti	246	225	-21	-8.54%
		TATA	17835	15196	-2,639	-14.80%
	West Bengal (excluding Kolkata)	BSNL	40210	39193	-1,017	-2.53%
		Reliance	8023	6512	-1,511	-18.83%
		TATA	24307	19192	-5,115	-21.04%
	TOTAL			28,31,049	25,93,180	- 237 869

Annexure 1.5: Service Provider wise details of Village Public Telephones

S. No.	Name of the Circle/Service Area	Service Provider	QE Jun-11	QE Sep-11	Net VPT added/ decreased during the QE Sep-11	Percentage Growth/ Decline for the QE Sep-11
1	Andaman & Nicobar	BSNL	349	350	1	0.29%
2	Andhra Pradesh	BSNL	23975	23996	21	0.09%
		TATA	1358	1358	0	0.00%
		Bharti	0	0	0	0.00%
		Reliance	0	0	0	0.00%
3	Assam	BSNL	24245	24291	46	0.19%
4	Bihar(including Jharkhand)	BSNL	67730	67733	3	0.00%
		Reliance	0	0	0	0.00%
		TATA	0	0	0	0.00%
5	Delhi	Bharti	0	0	0	0.00%
		MTNL	0	0	0	0.00%
		TATA	0	0	0	0.00%
		Reliance	0	0	0	0.00%
6	Gujarat	BSNL	16932	16932	0	0.00%
		Bharti	0	0	0	0.00%
		Reliance	0	0	0	0.00%
		TATA	0	0	0	0.00%
7	Haryana	BSNL	6678	6678	0	0.00%
		Bharti	0	0	0	0.00%
		Reliance	0	0	0	0.00%
		TATA	0	0	0	0.00%
8	Himachal Pradesh	BSNL	17389	17406	17	0.10%
		Reliance	0	0	0	0.00%
		TATA	0	0	0	0.00%
9	Jammu & Kashmir	BSNL	6343	6352	9	0.14%
10	Karnataka	BSNL	27448	27448	0	0.00%
		Bharti	0	0	0	0.00%
		Reliance	0	0	0	0.00%
		TATA	0	0	0	0.00%
11	Kerala	BSNL	1372	1372	0	0.00%
		Bharti	0	0	0	0.00%
		Reliance	0	0	0	0.00%
		TATA	0	0	0	0.00%
12	Madhya Pradesh (Including Chattisgarh)	BSNL	70155	70155	0	0.00%
		Bharti	0	0	0	0.00%
		Reliance	0	0	0	0.00%
		TATA	0	0	0	0.00%

Annexure 1.5 (contd.)

S. No.	Name of the Circle/Service Area	Service Provider	QE Jun-11	QE Sep-11	Net VPT added/ decreased during the QE Sep-11	Percentage Growth/ Decline for the QE Sep-11
13	Maharashtra (including Mumbai)	BSNL& MTNL	39741	39742	1	0.00%
		Bharti	0	0	0	0.00%
		TATA	2267	2267	0	0.00%
		Reliance	0	0	0	0.00%
	Mumbai	MTNL	0	0	0	0.00%
		Bharti	0	0	0	0.00%
		Reliance	0	0	0	0.00%
		TATA	0	0	0	0.00%
	Maharashtra Excluding Mumbai	BSNL	39741	39742	1	0.00%
		Bharti	0	0	0	0.00%
		Reliance	0	0	0	0.00%
		TATA	2267	2267	0	0.00%
14	North East	BSNL	12405	12438	33	0.27%
15	Orissa	BSNL	44851	44858	7	0.02%
		Reliance	0	0	0	0.00%
		TATA	0	0	0	0.00%
16	Punjab	BSNL	12065	12065	0	0.00%
		Quadrant (formerly HFCL)	106	93	-13	-12.26%
		Bharti	0	0	0	0.00%
		Reliance	0	0	0	0.00%
		TATA	0	0	0	0.00%
17	Rajasthan	BSNL	38838	38838	0	0.00%
		Bharti	0	0	0	0.00%
		Sistema Shyam	3010	3010	0	0.00%
		Reliance	0	0	0	0.00%
		TATA	0	0	0	0.00%
18	Tamil Nadu (including Chennai)	BSNL	15492	15492	0	0.00%
		Bharti	0	0	0	0.00%
		TATA	0	0	0	0.00%
		Reliance	0	0	0	0.00%
	Chennai	BSNL	1655	1655	0	0.00%
		Reliance	0	0	0	0.00%
	Tamil Nadu (excluding Chennai)	BSNL	13837	13837	0	0.00%
		TATA	0	0	0	0.00%
		Reliance	0	0	0	0.00%
		Bharti	0	0	0	0.00%

Annexure 1.5 (contd.)

S. No.	Name of the Circle/Service Area	Service Provider	QE Jun-11	QE Sep-11	Net VPT added/ decreased during the QE Sep-11	Percentage Growth/ Decline for the QE Sep-11
19	U P (East)	BSNL	74121	74121	0	0.00%
		Bharti	0	0	0	0.00%
		Reliance	0	0	0	0.00%
		TATA	0	0	0	0.00%
20	UP (West) (incl. Uttaranchal)	BSNL	38993	38994	1	0.00%
		Reliance	0	0	0	0.00%
		Bharti	0	0	0	0.00%
		TATA	0	0	0	0.00%
21	West Bengal (including Kolkata)	BSNL	36874	37028	154	0.42%
		Bharti	0	0	0	0.00%
		Reliance	0	0	0	0.00%
		TATA	0	0	0	0.00%
	Kolkata	BSNL	567	567	0	0.00%
		Bharti	0	0	0	0.00%
		Reliance	0	0	0	0.00%
		TATA	0	0	0	0.00%
	West Bengal (excluding Kolkata)	BSNL	36307	36461	154	0.42%
		Reliance	0	0	0	0.00%
TATA		0	0	0	0.00%	
Total			5,82,737	5,83,017	280	0.05%

Annexure 1.6: List of Internet Service Providers Providing Internet Telephony Service

S.No.	Name of the Service Provider
1	Apna Telelink Ltd.
2	Asianet Satellite Communications Ltd.
3	Blazenet Ltd.
4	Broadband Pacenet (I) Pvt. Ltd
5	City Online Services Ltd
6	Cordia LT Communications Pvt Ltd
7	Data Infosys Ltd.
8	delDSL Internet Pvt Ltd
9	Digital2Virtual ISP Pvt. Ltd.
10	Fast Lynx Internet Service Pvt Ltd
11	Karuturi Telecom Private Limited
12	Mahanagar Telephone Nigam Ltd.
13	Manipal Ecommerce Ltd.
14	My Own Infotech Pvt. Ltd
15	Nettlinx Ltd.
16	Novanet Ltd.
17	Opto Network Pvt. Ltd.
18	Phonic Net Pvt Ltd.
19	Pulse Telesystems Pvt. Ltd.
20	QBC Infotech Pvt. Ltd.
21	Sify Technologies Ltd.
22	Swastik Netvision Telecom P.Ltd
23	Swiftmail Communications Ltd.
24	Syntel Telecom Ltd.
25	Tata Communications Internet Services Limited
26	Tata Communications Limited
27	Tata Teleservices (Maharashtra) Ltd.
28	Trak Online Net India Pvt.Ltd
29	Trikon Electronics Pvt. Ltd.
30	Tulip Telecom Limited (Tulip IT Services Ltd.)
31	VIVA Communications Pvt Ltd
32	World Phone Internet Services Pvt Ltd
33	You Broadband & Cable India Pvt. Ltd.
34	Zylog Systems(India) Ltd.)

Annexure 1.7: Internet Service Provider wise Subscriber Base

S. No.	Name of ISP	Category	Geographical Area of Operation	Narrowband Connection (<256 Kbps)	Broadband Connections (>256 Kbps)	Total Internet Connections as on Sep-2011	Total Internet Connections as on Jun-2011	% Growth
1	Bharat Sanchar Nigam Ltd.	A	All India	3739360	8214682	11954042	11630484	2.78
2	Reliance Communications Infrastructure Limited	A	All India	2495770	184337	2680107	2427278	10.42
3	Mahanagar Telephone Nigam Ltd.	B	Delhi & Mumbai	1485555	991645	2477200	2442157	1.43
4	Bharti Airtel Ltd.	A	All India	2906	1409411	1412317	1446715	-2.38
5	Hathway Cable & Datacom Pvt. Ltd.	A	All India	2021	358929	360950	355574	1.51
6	You Broadband & Cable India Private Limited	A	All India	39048	262465	301513	287011	5.05
7	Tikona Digital Networks Pvt Ltd	A	All India	1304	235751	237055	226555	4.63
8	Beam Telecom Pvt. Ltd.	B	Andhra Pradesh	0	158184	158184	129750	21.91
9	Tata Communications Internet Services Limited (VSNL Internet Services Ltd)(DIL Internet Ltd)	A	All India	51746	106116	157862	164198	-3.86
10	Asianet Satellite Communications Ltd.	B	Kerala	12336	101864	114200	109561	4.23
11	Quadrant Televentures Ltd.(HFCL Infotel Ltd.)	B	Punjab Telecom Circle	6061	97203	103264	98739	4.58
12	Data Infosys Ltd.	A	All India	101115	458	101573	104568	-2.86
13	Sify Technologies Ltd.	A	All India	30106	62722	92828	93271	-0.47
14	Tata Teleservices (Maharashtra) Ltd. (Hughes Telecom)	A	All India	490	82304	82794	83906	-1.33
15	Softeng Computers Pvt. Ltd.	A	All India	0	72135	72135	72135	0.00
16	Ortel Communication Ltd.	A	Orissa, W.B., Andhra Pradesh, Chattisgarh	0	53632	53632	52967	1.26
17	D-Vois Broadband Private Limited	A	All India/Karnataka	76	50207	50283	38313	31.24
18	HCL Infinet Ltd.	A	All India	41085	920	42005	42073	-0.16

Annexure 1.7 (contd.)

S. No.	Name of ISP	Category	Geographical Area of Operation	Narrowband Connection (<256 Kbps)	Broadband Connections (>256 Kbps)	Total Internet Connections as on Sep-2011	Total Internet Connections as on Jun-2011	% Growth
19	Five Network Solution (India) Ltd.	A	All India	0	39467	39467	34856	13.23
20	Spectra ISP Network Pvt. Ltd.(Punj Lloyd)	A	All India	1031	36122	37153	30195	23.04
21	Syscon Infoway Pvt Ltd	B	Mumbai	1925	34425	36350	48526	-25.09
22	Ankhnet Informations Pvt. Ltd*	B	Mumbai	31778	32	31810	31810	0.00
23	Zylog Systems(India) Ltd.)*	A	All India	281	29102	29383	29383	0.00
24	Broadband Pacenet (I) Pvt. Ltd.*	A	All India	13736	13719	27455	27455	0.00
25	Indusind Media & Communications Limited (In2cable (I) Ltd.)	A	All India	1557	24768	26325	23248	13.24
26	Chandra Net Pvt. Limited	B	Ahmedabad , Gujarat	13044	11843	24887	24556	1.35
27	Alliance Broadband Services Pvt. Ltd.	B	Kolkata	7029	14740	21769	22063	-1.33
28	Shyam Internet Services Ltd	B	Rajasthan	15017	3115	18132	17449	3.91
29	Vodafone Essar Gujarat Ltd.*	B	Gujarat	18001	0	18001	18001	0.00
30	Tata Communications Limited	A	All India	3882	9989	13871	13499	2.76
31	Gujarat Telelink Pvt Ltd	B	Gujarat	965	12628	13593	12734	6.75
32	Rajesh Multi Channel Pvt. Ltd.	B	Mumbai	18	12620	12638	11616	8.80
33	Hughes Communications India Ltd.*	A	All India	1088	11337	12425	12425	0.00
34	Meghbela Cable & Broadband Services (P) Ltd.*	B	Kolkata	5562	6698	12260	12260	0.00
35	Vasai Cable Pvt. Ltd.	C		9	12089	12098	10766	12.37
36	Southern Online Bio Technologies Ltd.	B	Andhra Pradesh	7335	4063	11398	11683	-2.44
37	Wish Net Pvt. Ltd.	B		0	10791	10791	9753	10.64
38	IOL Netcom Limited*	B	Mumbai	0	9973	9973	9973	0.00
39	Honesty Net Solutions (I) Pvt Ltd.*	B	Mumbai	3030	5809	8839	8839	0.00

Annexure 1.7 (contd.)

S. No.	Name of ISP	Category	Geographical Area of Operation	Narrowband Connection (<256 Kbps)	Broadband Connections (>256 Kbps)	Total Internet Connections as on Sep-2011	Total Internet Connections as on Jun-2011	% Growth
40	Noida Software Technology Park Ltd.	A		0	6567	6567	4934	33.10
41	City Online Services Ltd	B	Andhra Pradesh & Karnataka	57	6382	6439	2260	184.91
42	RailTel Corporation of India Ltd.*	A	All India	0	5996	5996	5996	0.00
43	Swiftmail Communications Ltd.	A	All India	1206	3409	4615	4474	3.15
44	Spacenet Internet Services Pvt Ltd	B	Delhi	14	4150	4164	4109	1.34
45	Hathway Bhawani Cabletel & Datacom Pvt. Ltd.	B	Mumbai	77	4039	4116	4156	-0.96
46	Nettlinx Ltd.	B	Andhra Pradesh	34	3629	3663	3261	12.33
47	Home Systems Pvt. Ltd.*	B	Mumbai	1	3623	3624	3624	0.00
48	DEN Networks Ltd	A	All India	950	2653	3603	3260	10.52
49	HCL Comnet Systems & Services Ltd.	A	All India	3462	0	3462	3307	4.69
50	Descon Ltd.*	B	Kolkata & West Bengal	3328	1	3329	3329	0.00
51	Blazenet Ltd.*	B	Gujarat	10	2910	2920	2920	0.00
52	Dishnet Wireless Ltd	A	All India	7	2732	2739	2395	14.36
53	Kaizen Infonet Pvt Ltd.*	B	Gujarat & Surat SSA	1311	1396	2707	2707	0.00
54	Quest Consultancy Pvt. Ltd.	C	Valsad SSA	14	2637	2651	2592	2.28
55	Geocity Network Solutions Pvt. Ltd.	B	Delhi	12	2607	2619	2622	-0.11
56	Narmada Cyberzone Pvt Ltd.*	C	Gujarat	1715	873	2588	2588	0.00
57	F/X Wireless Technology Services Pvt. Ltd.	B	Mumbai	142	2214	2356	2044	15.26
58	Bhupati Hotels Pvt. Ltd.*	B	Andhra Pradesh	34	2249	2283	2283	0.00
59	Atria Convergence Technologies Pvt. Ltd.	A	Karnataka	1444	726	2170	2022	7.32
60	Symbois Creations Pvt. Ltd.	C	Nagaland	2	2149	2151	108	1891.67
61	Value Healthcare Ltd.	B	Mumbai	1942	19	1961	2033	-3.54
62	North East Dataa Network Pvt Ltd.*	B	Karnataka	12	1579	1591	1591	0.00

Annexure 1.7 (contd.)

S. No.	Name of ISP	Category	Geographical Area of Operation	Narrowband Connection (<256 Kbps)	Broadband Connections (>256 Kbps)	Total Internet Connections as on Sep-2011	Total Internet Connections as on Jun-2011	% Growth
63	Trikon Electronics Pvt. Ltd.	B	Mumbai	0	1578	1578	5245	-69.91
64	Star Broadband Services (I) Pvt Ltd	B	Delhi	32	1539	1571	1530	2.68
65	Sanchar Telenetwork Pvt Ltd	C	Bhavnagar SSA	18	1505	1523	1488	2.35
66	Rajesh Patel Net Services Pvt. Ltd.	C	Indore(MP)	0	1488	1488	1220	21.97
67	CJM Consultancy Services Pvt. Ltd.	B	Delhi	8	1381	1389	1386	0.22
68	NetMagic Solutions(P) Ltd.	A	All India	0	1378	1378	1057	30.37
69	Wan and Lan Internet Pvt. Ltd.	B		106	1237	1343	1512	-11.18
70	Ishan Netsol Pvt Ltd	B	Gujarat	306	1012	1318	1360	-3.09
71	Cordia LT Communications Pvt Ltd.*	A	All India	241	983	1224	1224	0.00
72	Touch Net India Pvt. Ltd.	C		422	766	1188	1141	4.12
73	Speed Online.net Pvt. Ltd.	C	Rajkot	871	275	1146	1173	-2.30
74	Readylink Internet Services Pvt Ltd	B	ROTN	307	742	1049	1079	-2.78
75	Yashash Cable Network Pvt Ltd	B	karnataka	24	960	984	1106	-11.03
76	IKF Technologies Ltd.*	A	All India	568	351	919	919	0.00
77	ERNET India Ltd.*	A	All India	363	544	907	907	0.00
78	Intermedia Cable Communication Pvt Ltd.*	C	Pune/Nasik	586	255	841	841	0.00
79	Digital2Virtual ISP Pvt. Ltd.	B	Gujarat	136	667	803	754	6.50
80	Tulip Telecom Limited (Tulip IT Services Ltd.)	A	All India	9	743	752	551	36.48
81	Pioneer eLabs Ltd.*	B	Andhra Pradesh	611	108	719	719	0.00
82	Capture Network Systems Pvt. Ltd.	B	Gujarat	3	685	688	515	33.59

Annexure 1.7 (contd.)

S. No.	Name of ISP	Category	Geographical Area of Operation	Narrowband Connection (<256 Kbps)	Broadband Connections (>256 Kbps)	Total Internet Connections as on Sep-2011	Total Internet Connections as on Jun-2011	% Growth
83	Software Technology Park of India(STPI)	A	All India	40	539	579	598	-3.18
84	ISP Solutions India Pvt. Ltd.*	C	Coimbatore SSA	492	39	531	531	0.00
85	S.S.Netcom Pvt Ltd.*	B	North East Circle	22	498	520	520	0.00
86	Trak Online Net India Pvt.Ltd.*	A	All India	11	484	495	495	0.00
87	Amber Online Services Ltd.*	B	Andhra Pradesh	3	448	451	451	0.00
88	CJ Online Pvt. Ltd.*	C	Ghaziabad	50	397	447	447	0.00
89	Dream Plus Multi Services Pvt. Ltd.	B	Bihar	10	432	442	294	50.34
90	delDSL Internet Pvt Ltd	B	Delhi & Gurgaon	8	430	438	362	20.99
91	World Phone Internet Services Pvt Ltd	A	All India	0	408	408	395	3.29
92	Pacific Internet India Pvt. Ltd.*	A	All India	0	295	295	295	0.00
93	Khetan Cable Network (P) Ltd	C	Indore SSA	245	26	271	269	0.74
94	Primenet Global Ltd.	A	All India	44	217	261	47	455.32
95	Rida Communication Pvt. Ltd.	C	Aligarh SSA	6	245	251	253	-0.79
96	Multinet (Udaipur) Pvt. Ltd.	C	Udaipur SSA	209	0	209	228	-8.33
97	Sab Industires Ltd. *	B,C	Punjab, Karnal, Ambala, Hisar	130	79	209	209	0.00
98	Gomti Cable Network Pvt. Ltd.	C	Lucknow SSA	88	119	207	230	-10.00
99	Mynet Services India Pvt. Ltd.*	C	Tamil Nadu SSA	35	170	205	205	0.00
100	Vainavi Industries Ltd.*	B	Andhra Pradesh	200	0	200	200	0.00
101	Rainbow Communications (India) Pvt Ltd.*	C	Salem SSA	195	2	197	197	0.00
102	Bhiwani Communications Pvt. Ltd.	C	Rohtak	98	92	190	179	6.15

Annexure 1.7 (contd.)

S. No.	Name of ISP	Category	Geographical Area of Operation	Narrowband Connection (<256 Kbps)	Broadband Connections (>256 Kbps)	Total Internet Connections as on Sep-2011	Total Internet Connections as on Jun-2011	% Growth
103	Bohra Pratisthan Pvt. Ltd.*	C	Udaipur SSA	140	35	175	175	0.00
104	VIVA Communications Pvt Ltd.	A	Chennai	0	174	174	136	27.94
105	Nihar Internet Services (P) Ltd.*	C	Ghaziabad-SSA	70	90	160	160	0.00
106	Netcom Online Solutions India Pvt Ltd.*	B	Tamil Nadu	60	98	158	158	0.00
107	Sanyog Networks Pvt Ltd.*	C	Tripura SSA	1	144	145	145	0.00
108	Micky Online Pvt Ltd.*	C	Moradabad	138	0	138	138	0.00
109	Adya Tech One Services Pvt Ltd.*	C	Ghaziabad SSA	66	70	136	136	0.00
110	Verizon Communications India Pvt. Ltd.*	A	All India	0	127	127	127	0.00
111	QBC Infotech Pvt. Ltd.				119	119	0	#DIV/0!
112	Shri Vinayagaa Internet Pvt Ltd	C	Madurai SSA	98	18	116	114	1.75
113	Trans Virtual Pvt. Ltd.*	C		0	116	116	116	0.00
114	Apna Telelink Ltd.	C	Jalandhar	0	110	110	57	92.98
115	Astro Network India Pvt. Ltd.*	A	All India	0	108	108	108	0.00
116	Pulse Telesystems Pvt. Ltd.	B & C	Chennai & Pondicherry	0	106	106	70	51.43
117	Quick Online Pvt. Ltd.	C	Ghaziabad SSA	1	102	103	115	-10.43
118	Karuturi Telecom Private Limited(Estel Communications Pvt. Ltd).	A	All India	0	96	96	95	1.05
119	Fast Lynx Internet Service Pvt Ltd	B	Punjab	95	0	95	86	10.47
120	iCAN Solutions Private Limited*	B	Mumbai	32	63	95	95	0.00

Annexure 1.7 (contd.)

S. No.	Name of ISP	Category	Geographical Area of Operation	Narrowband Connection (<256 Kbps)	Broadband Connections (>256 Kbps)	Total Internet Connections as on Sep-2011	Total Internet Connections as on Jun-2011	% Growth
121	Oasis Cable Pvt Ltd.*	C	Haridwar SSA	77	16	93	93	0.00
122	Nelco Ltd.	A	All India	59	32	91	112	-18.75
123	Wire and Wireless India Ltd.	A	Across India	27	62	89	159	-44.03
124	United Telecoms Ltd.	B		0	88	88	69	27.54
125	Tarang Communications Pvt. Ltd.*	C	Guwahati SSA	1	82	83	83	0.00
126	Aeroway Networks Pvt Ltd.	C	Mysore SSA	80	0	80	81	-1.23
127	Eronet Broadband Service India Pvt. Ltd.*	C	Erode	11	69	80	80	0.00
128	Phonic Net Pvt Ltd.*	B	Mumbai	0	73	73	73	0.00
129	Harisree Cable Net Pvt. Ltd.	C	Kannur SSA	8	61	69	69	0.00
130	Madura Cable Net Pvt. Ltd.*	C		54	15	69	69	0.00
131	Essel Shyam Communications Limited*	A	All India	58	9	67	67	0.00
132	Dreamzcraft Info Solutions Pvt Ltd.*	C	Dehradun SSA	45	17	62	62	0.00
133	ISP Services (India) Pvt. Ltd.*	C	Trichy	37	24	61	61	0.00
134	BT Global Communications India Pvt. Ltd	A	All India	0	60	60	60	0.00
135	Guj Info Petro Ltd. (GIPL)	A	Gujarat	2	57	59	57	3.51
136	Limras Eronet Broadband Service Pvt Ltd.*	A	Tamil Nadu SSA	53	5	58	58	0.00
137	RS Broadband Service India Pvt Ltd.*	B	Tamil Nadu SSA	41	15	56	56	0.00
138	Tatanet Services Ltd	A	All India	0	54	54	16	237.50
139	Konark Infocomm Pvt Ltd.*	C	Ghaziabad SSA	41	1	42	42	0.00

Annexure 1.7 (contd.)

S. No.	Name of ISP	Category	Geographical Area of Operation	Narrowband Connection (<256 Kbps)	Broadband Connections (>256 Kbps)	Total Internet Connections as on Sep-2011	Total Internet Connections as on Jun-2011	% Growth
140	Reach Network India Pvt. Ltd.	A	All India	3	35	38	42	-9.52
141	West Bengal Electronics Industry Development Corp. Ltd.*	B	Kolkata, WB	1	35	36	36	0.00
142	Chemical And Metallurgical Design Co. Ltd	B	Delhi	0	35	35	35	0.00
143	Devas Multimedia Pvt.Ltd.	A	Bengalore & karnataka	0	23	23	25	-8.00
144	Power Grid Corporation of India Ltd.	A	All India	0	21	21	16	31.25
145	AT&T Global Network Services India Private Limited	A	All India	0	18	18	18	0.00
146	STN Communication & Advertising Pvt Ltd.	C	Guwahati	3	15	18	20	-10.00
147	Kelnet Communication Services Pvt. Ltd	C	Trivandrum	0	17	17	17	0.00
148	Conjoinix Technologies Pvt Ltd.*	C	J&K, Chandigarh	0	16	16	16	0.00
149	Nextgen Communications Ltd(RPG Infotech Ltd).	A	All India	5	7	12	12	0.00
150	Virtela India Pvt. Ltd.*	B	Mumbai, Bangalore	0	9	9	9	0.00
151	Novanet Ltd.*	B		0	8	8	8	0.00
152	Financial Technologies Communications Ltd.	A	Mumbai	0	7	7	7	0.00
153	Godrej Infotech Ltd.	B	Mumbai	4	3	7	7	0.00
154	Centre for Development of Advanced Computing, C-DAC	C	Ghaziabad SSA	0	6	6	8	-25.00
155	ABT Ltd.*	C	Coimbatore SSA	0	5	5	5	0.00
156	My Own Infotech Pvt. Ltd.*	C	Surat SSA	5	0	5	5	0.00
157	Vishwashakti Technologies Pvt Ltd.*	B	Hyderabad	0	5	5	5	0.00
158	Opto Network Pvt. Ltd.	A	All India	0	4	4	4	0.00
159	Compucom (I) Pvt. Ltd.*	C	Jaipur	0	2	2	2	0.00

Annexure 1.7 (contd.)

S. No.	Name of ISP	Category	Geographical Area of Operation	Narrowband Connection (<256 Kbps)	Broadband Connections (>256 Kbps)	Total Internet Connections as on Sep-2011	Total Internet Connections as on Jun-2011	% Growth
160	Manipal Ecommerce Ltd.*	B	Karnataka	1	1	2	2	0.00
161	Maple PC & Peripherals Pvt Ltd	C	Jamshedpur SSA	2	0	2	2	0.00
162	National Stock Exchange of India Ltd	A	ALL INDIA	0	2	2	3	-33.33
163	Pan India Network Infravest Pvt. Ltd.	B	Mumbai, Navi Mumbai	0	2	2	2	0.00
164	Infotel Broadband Services Pvt Ltd	A	All India	0	1	1	1	0.00
165	L&T Finance Ltd.(L&T Netcom Ltd.)	A	All India	0	1	1	1	0.00
166	Virgo Global Media Ltd.*	B	Andhra Pradesh	1	0	1	1	0.00
167	Advanced Financial Services Pvt Ltd.*	B	Hyderabad, Andhra Pradesh	0	0	0	0	0.00
168	Broadlane Networks Pvt. Ltd.	C	Dombivli, Maharashtra	0	0	0	0	0.00
169	Equant Network Services India Pvt. Ltd.*	A	All India	0	0	0	0	0.00
170	GTL Ltd.*	A	All India	0	0	0	0	0.00
171	Gujarat Narmada Valley Fertilizer Co. Ltd. (GNFC)*	A	All India	0	0	0	0	0.00
172	iPath India Pvt. Ltd.*	C	Ernakulam SSA	0	0	0	0	0.00
173	Karuturi Global Ltd.	B	Karnataka	0	0	0	1	0.00
174	Kerala State Electronics Development Corp Ltd.(Keltron)*	C	Thiruvananthapuram	0	0	0	0	0.00
175	Reliance Wimax Limited	A	All India	0	0	0	0	0.00
176	S tel Pvt. Ltd.	A	All India	0	0	0	0	0.00
177	S&A Internet Services Private Limited*	A	All India	0	0	0	0	0.00
178	Space Online Ltd.*	B	Gujarat	0	0	0	0	0.00
179	Spectrum Softech Solutions Pvt. Ltd.	C	Ernakulam SSA	0	0	0	0	0.00
180	Swastik Netvision Telecom P.Ltd.*	B	Gujarat	0	0	0	0	0.00
181	Syntel Telecom Ltd.	B	Mumbai	0	0	0	0	0.00
182	Tata Internet Services Ltd.	A	All India	0	0	0	0	0.00
183	Urban Communications Infrastructure Pvt. Ltd.	B		0	0	0	0	0.00
184	Vcare Call Centres India Pvt. Ltd.			0	0	0	0	0.00
	Total			8157858	12834546	20992404	20330800	3.25

* ISP's have not submitted the report for the quarter September 2011

Annexure 1.8: Service Area wise PMRTS subscriber Base

Sr. No.	Operative Area	Service Providers	Subscriber Base	
			30.6.11	30.9.11
1	Delhi(Faridabad/ Gurgaon)	Arya Omnitalk Radio Trunking Services Pvt.Ltd.	1388	1398
		Procall(Delhi)	4428	4440
		Procall (Faridabad)	303	307
		Procall (Gurgaon)	1017	1031
		Total	7136	7176
2	Mumbai(Navi Mumbai/Vashi)	Arya Omnitalk Radio Trunking Services Pvt.Ltd.	3925	3929
		Smartalk (Mumbai)	799	813
		Smartalk (Vashi)	737	740
		Bhilwara Telenet(Mumbai)	1392	1402
		Total	6853	6884
3	Kolkata	Arya Omnitalk Radio Trunking Services Pvt.Ltd.	1560	1401
		Total	1560	1401
4	TN(Chennai)	Arya Omnitalk Radio Trunking Services Pvt.Ltd.	3321	3409
		Quick Calls	929	928
		Total	4250	4337
5	Karnataka (Bangalore)	Arya Omnitalk Radio Trunking Services Pvt.Ltd.	5223	5020
		Quick Calls	980	957
		*India Satcom	0	0
		Total	6203	5977
6	Andhra Pradesh (Vishakhapatnam)	Arya Omnitalk Radio Trunking Services Pvt.Ltd.	2282	2352
		Total	2282	2352
7	Madhya Pradesh (Indore)	Arya Omnitalk Radio Trunking Services Pvt.Ltd.	702	730
		Total	702	730
8	Jaipur	Procall	368	386
		Total	368	386

Annexure 1.8 (Contd.)

Sr. No.	Operative Area	Service Providers	Subscriber Base	
			30.6.11	30.9.11
9	Gujrat(Ahmedabad/ Surat/Baroda/ Bharuch)	Arya Omnitalk Radio Trunking Services Pvt.Ltd.	2743	2851
		Total	2743	2851
10	Pune	Smartalk	757	773
		Total	757	773
11	Hyderabad	Quick Calls	1390	1394
		Total	1390	1394
Grand Total			34244	34261
*M/s India Satcom Ltd. reported through email that their MRTS department is non functional and they do not have any subscriber.				

Annexure 2.1: GSM Service – Service Area wise Statistics

Category: Circle A

Service Area	% of prepaid in total subscribers	ARPU (₹ per month)	Outgoing SMS per subscriber	O/G MOU /subs	I/C MOU /subs	Total MOU/ sub.
AP	97.46%	107	56	171	178	349
Gujarat	95.78%	92	47	158	140	298
Karnataka	96.32%	103	110	175	167	342
MH	95.59%	100	44	158	152	310
TN (incl. Chennai)	96.23%	101	87	157	167	325

Category: Circle B

Service Area	% of prepaid in total subscribers	ARPU (₹ per month)	Outgoing SMS per subscriber per month	O/G MOU /sub /month	I/C MOU /sub / month	Total MOU/ sub/ month
Haryana	98.43%	71	29	144	144	289
Kerala	97.25%	115	64	157	194	351
MP	98.39%	80	26	134	136	270
Punjab	95.37%	94	44	179	184	363
Rajasthan	98.57%	90	31	146	168	315
UP(E)	99.10%	81	15	142	200	342
UP(W)	98.68%	71	22	134	153	287
WB	99.45%	63	12	126	155	280

Category: Circle C

Service Area	% of prepaid in total subscribers	ARPU (₹ per month)	Outgoing SMS per subscriber per month	O/G MOU /sub /month	I/C MOU /sub / month	Total MOU/ sub/ month
Assam	96.21%	113	35	209	232	441
Bihar	99.68%	74	12	134	202	336
HP	98.62%	77	29	181	181	362
J&K	90.89%	160	3	356	317	673
NE	96.51%	114	70	194	186	380
Orissa	99.23%	70	16	163	194	358

Category: Metro

Service Area	% of prepaid in total subscribers	ARPU (₹ per month)	Outgoing SMS per subscriber per month	O/G MOU /sub /month	I/C MOU /sub / month	Total MOU/ sub/ month
Kolkata	95.67%	79	41	154	161	315
Delhi	90.44%	138	76	219	183	402
Mumbai	89.91%	122	47	194	147	340

Annexure 2.2: CDMA Full Mobility Service – Service Area wise Statistics

Category: Circle A

Service Area	% of prepaid in total subscribers	ARPU (₹ per month)	Outgoing SMS per subscriber per month	O/G MOU /sub /month	I/C MOU /sub / month	Total MOU/ sub/ month
MH	95%	71	19	104	94	198
Guj	90%	67	29	103	94	197
TN	91%	82	15	92	99	191
Karnataka	92%	96	11	113	116	229
AP	92%	85	21	126	133	260

Category: Circle B

Service Area	% of prepaid in total subscribers	ARPU (₹ per month)	Outgoing SMS per subscriber per month	O/G MOU /sub /month	I/C MOU /sub / month	Total MOU/ sub/ month
WB	99%	45	5	120	131	251
Rajasthan	97%	50	12	127	122	249
UP(E)	98%	46	12	104	123	227
MP	97%	47	9	129	119	248
Kerala	94%	63	9	71	81	152
UP(W)	97%	47	14	100	110	210
Haryana	94%	53	16	113	101	214
Punjab	89%	66	12	140	115	255

Category: Circle C

Service Area	% of prepaid in total subscribers	ARPU (₹ per month)	Outgoing SMS per subscriber per month	O/G MOU /sub /month	I/C MOU /sub / month	Total MOU/ sub/ month
Orissa	96%	47	5	129	126	256
Bihar	98%	51	7	135	143	277
HP	93%	74	7	104	90	195
J&K	53%	276	2	245	169	415
North East	75%	293	26	102	70	172
Assam	54%	350	10	109	69	177

Category: Metro

Service Area	% of prepaid in total subscribers	ARPU (₹ per month)	Outgoing SMS per subscriber per month	O/G MOU /sub /month	I/C MOU /sub / month	Total MOU/ sub/ month
Kolkata	94%	74	9	138	129	267
Delhi	91%	90	23	142	120	263
Mumbai	90%	112	20	93	89	183

Annexure 4.1: Performance of QoS Parameters for Cellular Mobile Service

Name of Service Area	Name of Service Area	Name of Service Provider	Network Related Parameters								Customer Service Quality Parameters								
			Network Availability		Connection Establishment (Accessibility)		Connection Maintenance (Retainability)		POI	Metering and Billing				Response time to the customer for		Termination / closure of service			
			BTSs Accumulated downtime (not available) (or service) (%age)	Worst affected BTSs due to downtime (%age)	Call Set-up Success Rate (within licensee's own network)	SDCCH/Paging Chl. Congestion (%age)	TCH Congestion (%age)	Call Drop Rate (%age)		Worst affected cells having more than 3% TCH drop (call drop) rate (%age)	Connection with good voice quality	Point of Interconnection (POI) Congestion (No. of POIs not meeting the benchmark) (Averaged over a period of quarter)	Metering and billing credibility - post paid	Metering and billing credibility - pre paid	Resolution of billing/CHRGing/validity complaints	Period of applying credit/waiver/adjustment to customer's account from the date of intn of complaints	Accessibility of call centre/ customer care	Percentage of calls answered by the operators (voice to voice) within 60 seconds	%age requests for Termination/ Closure of service complied within 7 days
			≤ 2%	≤ 2%	≥ 95%	≤ 1%	≤ 2%	≤ 2%	≤ 3%	≥ 95%	≤ 0.5%	≤ 0.1%	≤ 0.1%	100% within 4 weeks	within 1 week of resolution of complaint	≥ 95%	≥ 90%	100% within 7 days	100% within 60 days
1	AP	Aircel	0.03	0.00	99.33	0.05	0.02	0.40	0.95	98.36	0.00	0.03	0.02	100.00	100.00	100.00	94.87	100.00	100.00
2		Airtel	0.12	0.04	99.62	0.15	0.12	0.53	1.12	99.12	0.00	0.01	0.00	100.00	100.00	100.00	87.00	100.00	100.00
3		BSNL	1.03	0.00	95.18	0.20	1.43	1.53	3.71	98.00	0.00	0.10	0.00	99.00	100.00	97.00	80.00	100.00	100.00
4		Etisalat	0.16	0.00	99.44	0.14	0.00	0.38	3.15	98.70	0.00	0.00	0.00	100.00	0.00	99.26	99.95	0.00	0.00
5		Idea	0.02	0.00	99.93	0.27	0.40	0.72	2.98	97.62	0.00	0.07	0.03	100.00	100.00	99.21	85.65	100.00	84.33
6		RCOM-CDMA	0.06	0.00	99.87	0.03	0.10	0.07	0.35	99.20	0.00	0.05	0.03	100.00	100.00	98.91	54.42	100.00	100.00
		RCOM-GSM	0.09	0.05	99.67	0.07	0.05	0.86	0.95	99.51	0.00	0.10	0.09	100.00	100.00	99.12	36.00	100.00	100.00
7		Sistema	0.12	0.00	99.14	0.00	0.00	0.42	0.72	100.00	0.00	0.00	0.00	100.00	100.00	96.32	93.18	0.00	0.00
8		TTSL-CDMA	0.02	0.00	99.30	0.00	0.05	0.39	0.36	99.10	0.00	0.01	0.01	100	100.00	98	96	100	98
		TTSL-GSM	0.03	0.03	98.48	0.09	0.12	0.78	3.34	97.77	0.00	0.00	0.00	100.00	100.00	100.00	85.00	100.00	93.00
9		Uninor	0.06	0.00	99.08	0.11	0.14	1.18	2.29	98.96	3.67	0.00	0.05	100.00	0.00	96.92	70.73	0.00	0.00
10	Videocon	0.57	0.00	98.65	0.31	0.00	1.07	0.89	99.54	0.00	0.00	0.00	100.00	100.00	100.00	98.37	0.00	0.00	
11	Vodafone	0.02	0.00	99.35	0.06	0.38	0.57	2.94	98.81	0.00	0.04	0.01	100.00	100.00	100.00	81.49	100.00	100.00	
12	AS	Aircel/Dishnet	0.48	1.97	97.32	0.76	1.53	1.45	4.76	95.15	0.00	0.01	0.04	100.00	100.00	100.00	67.03	100.00	100.00
13		Airtel	0.36	0.61	98.21	0.18	0.99	1.45	1.74	99.49	0.00	0.01	0.00	100.00	100.00	100.00	86.00	100.00	100.00
14		BSNL	1.20	10.53	97.20	1.00	1.96	2.00	4.55	97.93	0.00	0.01	0.00	100.00	100.00	100.00	91.00	100.00	100.00
15		Idea	0.09	0.51	99.19	0.34	0.44	1.16	2.46	96.09	0.00	0.06	0.02	100.00	100.00	96.44	94.62	100.00	100.00
16		LOOP Telecom	0.61	0.00	99.98	0.00	0.00	0.07	0.00	100.00	0.00	0.00	0.00	0.00	0.00	100.00	100.00	0.00	0.00
17		RTL	0.00	0.09	99.37	0.64	0.64	0.38	1.46	99.13	0.00	0.06	0.07	100.00	100.00	98.99	81.00	100.00	100.00
18		Sistema	0.15	0.00	100.00	0.00	0.00	0.00	0.00	100.00	0.00	0.00	0.00	0.00	0.00	99.52	90.00	0.00	0.00
19		Stel	0.25	0.61	99.31	0.04	0.01	0.16	1.69	98.47	0.00	0.00	0.06	100.00	100.00	85.22	85.22	0.00	0.00
20		TTSL-CDMA	0.13	0.00	99.50	0.00	0.03	0.53	0.30	99.80	0.00	0.00	0.04	100	100.00	99	94	100	100
21		Vodafone	0.58	1.88	98.42	0.34	0.80	0.83	2.77	97.28	0.00	0.15	0.03	100.00	100.00	100.00	84.58	100.00	100.00

Annexure 4.1 (Contd.)

22	BH	Aircel/Dishnet	1.60	8.66	98.54	0.29	0.89	1.47	5.47	95.47	0.33	0.00	0.17	100.00	100.00	100.00	90.61	100.00	100.00
23		Airtel	0.07	0.40	98.40	0.57	0.74	0.99	2.23	98.82	0.00	0.01	0.00	100.00	100.00	99.00	96.00	100.00	100.00
24		BSNL	0.96	1.78	97.08	0.45	1.04	1.77	4.48	96.72	1.33	0.03	0.26	100.00	100.00	100.00	91.00	100.00	100.00
25		Etisalat	0.24	0.00	95.32	0.08	0.01	0.51	3.53	98.34	0.00	0.00	0.01	100.00	100.00	98.62	99.71	0.00	0.00
26		Idea	1.69	1.92	97.54	0.55	1.52	1.76	2.78	95.62	0.00	0.01	0.00	100.00	100.00	95.74	99.67	100.00	100.00
27		Loop Telecom	1.14	0.59	99.95	0.00	0.00	0.28	0.00	100.00	0.00	0.00	0.00	0.00	0.00	100.00	100.00	0.00	0.00
28		RCOM-CDMA	0.55	1.50	98.19	0.31	0.93	1.11	2.16	96.52	0.00	0.09	0.06	100.00	100.00	98.58	87.61	100.00	100.00
29		RTL	0.04	0.47	97.78	0.86	1.26	1.30	2.52	98.71	0.00	0.09	0.07	100.00	100.00	98.99	67.00	100.00	100.00
30		Sistema	1.64	0.80	98.87	0.00	0.22	1.00	2.99	97.56	0.00	0.00	0.00	100.00	100.00	99.52	90.00	0.00	0.00
31		Stel	0.62	0.66	98.21	0.14	0.43	0.19	1.56	96.49	1.00	0.00	0.10	100.00	100.00	70.10	70.10	0.00	0.00
32		TTSL-CDMA	0.13	0.39	99.37	0.00	0.37	0.60	1.37	99.11	0.00	0.01	0.01	100	100.00	100	97	100	100
32		TTSL-GSM	0.06	0.18	97.53	0.22	0.33	0.63	2.12	96.82	0.00	0.10	0.00	100.00	100.00	96.00	97.00	100.00	67.00
33		Uninor	1.62	1.93	95.98	0.38	1.92	1.99	4.40	96.50	11.00	0.00	0.01	100.00	0.00	96.23	98.39	0.00	0.00
34		Videoccon	1.26	0.00	98.98	0.38	0.29	1.31	0.00	98.80	0.00	0.00	0.01	100.00	100.00	100.00	98.37	0.00	0.00
35		Vodafone	0.75	2.25	91.19	2.18	6.05	2.04	14.38	96.10	0.00	0.08	0.03	100.00	100.00	100.00	93.24	100.00	100.00
36		CH	Aircel	0.80	0.92	97.79	0.33	0.79	0.44	0.54	98.50	0.00	0.05	0.03	100.00	100.00	100.00	90.63	100.00
37	Airtel		0.09	0.41	99.13	0.11	0.13	0.83	0.50	97.45	0.00	0.01	0.04	100.00	100.00	0.00	0.00	100.00	100.00
38	BSNL		0.30	1.53	98.67	0.20	0.23	0.67	1.73	100.00	0.00	0.10	0.10	100.00	100.00	99.00	86.00	100.00	100.00
39	Idea*		0.01	0.00	0.00	0.03	0.04	0.45	0.69	98.05	0.00	0.00	0.00	0.00	0.00	0.00	0.00	0.00	0.00
40	RCOM-CDMA		0.16	0.00	99.71	0.01	0.02	0.37	0.89	99.23	0.00	0.05	0.02	100.00	100.00	99.73	89.23	100.00	100.00
40	RCOM-GSM		0.10	0.00	99.77	0.04	0.07	0.22	0.40	99.39	0.00	0.10	0.08	100.00	100.00	99.12	74.00	100.00	100.00
41	TTSL-CDMA		0.02	0.00	99.48	0.00	0.01	0.16	0.00	99.48	0.00	0.00	0.01	100	100.00	0.00	0.00	0.00	0.00
41	TTSL-GSM		0.03	0.02	97.17	0.18	0.17	0.81	0.92	98.02	0.00	0.00	0.00	0.00	0.00	0.00	0.00	0.00	0.00
42	Vodafone	0.00	0.02	99.45	0.17	0.15	0.56	1.58	98.81	0.00	0.01	0.04	100.00	100.00	100.00	94.75	100.00	100.00	
43	DL	Aircel	0.15	0.70	98.03	0.08	0.07	0.91	2.31	97.22	0.00	0.09	0.10	100.00	100.00	100.00	92.44	100.00	100.00
44		Airtel	0.01	0.00	99.86	0.05	0.06	0.64	0.98	99.00	0.00	0.04	0.04	100.00	100.00	100.00	88.00	100.00	100.00
45		Etisalat	1.01	1.98	97.99	0.16	0.45	1.52	5.74	96.02	2.00	0.00	0.16	100.00	100.00	98.95	98.72	0.00	0.00
46		Idea	0.11	0.01	99.63	0.38	0.87	0.85	2.37	98.09	0.00	0.05	0.02	100.00	100.00	99.06	67.20	100.00	100.00
47		MTNL	0.43	1.61	97.36	0.13	1.49	1.68	2.76	97.86	0.00	0.06	0.05	100.00	100.00	99.90	100.00	100.00	100.00
47		MTNL-CDMA	1.63	1.05	98.78	0.35	0.29	1.69	1.05	98.87	0.00	0.01	0.00	100.00	100.00	98.25	0.00	100.00	100.00
47		RCOM-CDMA	0.13	0.00	99.51	0.01	0.03	0.30	0.88	99.36	0.00	0.06	0.05	100.00	100.00	99.02	94.66	100.00	100.00
48		RCOM-GSM	0.25	0.31	99.78	0.17	0.26	0.22	1.14	99.79	0.00	0.10	0.10	100.00	100.00	98.98	93.00	100.00	100.00
49		Sistema	0.08	0.04	99.08	0.00	0.00	0.33	0.42	99.97	0.00	0.00	0.00	100.00	100.00	97.81	90.63	0.00	0.00
50		TTSL-CDMA	0.01	0.00	98.59	0.00	0.00	0.87	2.25	98.20	0.00	0.00	0.00	100	100.00	99	96	100	99
51	Vodafone	0.02	0.00	99.99	0.55	1.35	1.38	5.71	97.58	0.00	0.05	0.00	100.00	100.00	100.00	95.54	100.00	100.00	
52	GJ	Aircel	0.05	0.00	98.18	0.02	0.01	0.89	2.63	97.39	0.33	0.32	0.15	100.00	100.00	100.00	49.81	100.00	100.00
53		Airtel	0.19	0.84	99.11	0.14	0.36	1.55	2.48	96.63	0.00	0.01	0.03	100.00	100.00	100.00	94.00	100.00	100.00
54		BSNL	0.94	1.87	98.04	0.35	1.61	1.83	2.32	100.00	0.33	0.00	0.00	100.00	100.00	100.00	91.00	100.00	100.00
55		Etisalat	0.00	0.00	99.62	0.03	0.00	1.52	3.16	97.85	0.00	0.00	0.00	100.00	0.00	98.48	99.96	0.00	0.00
56		Idea	0.09	0.13	99.38	0.16	0.20	1.16	2.93	95.74	0.00	0.05	0.01	100.00	100.00	98.93	98.44	100.00	100.00
57		Loop Telecom	0.00	0.00	100.00	0.00	0.00	0.00	0.00	100.00	0.00	0.00	0.00	0.00	0.00	100.00	100.00	0.00	0.00
58		RCOM-CDMA	0.10	0.11	99.80	0.03	0.14	0.39	0.44	98.53	0.00	0.10	0.05	100.00	100.00	97.82	93.72	100.00	100.00
58		RCOM-GSM	0.07	0.08	99.73	0.05	0.05	0.28	0.84	99.07	0.00	0.10	0.07	100.00	100.00	98.81	84.00	100.00	100.00
59		Sistema	0.11	0.00	99.23	0.00	0.00	0.40	2.98	99.99	0.00	0.00	0.00	100.00	100.00	95.24	91.37	0.00	0.00
60		TTSL-CDMA	0.00	0.00	99.54	0.00	0.00	0.27	0.53	99.16	0.00	0.00	0.03	100	100.00	94.00	96	100	100
60		TTSL-GSM	0.03	0.00	94.62	0.37	1.71	1.29	5.52	97.83	0.00	0.06	0.00	100.00	100.00	99.00	87.00	100.00	100.00
61		Uninor	0.09	0.34	96.84	0.32	0.16	1.82	2.98	96.39	0.00	0.00	0.36	99.99	0.00	96.59	81.00	0.00	0.00
62		Videoccon	0.07	0.02	99.08	0.02	0.08	0.64	0.15	98.68	0.00	0.00	0.04	100.00	100.00	96.71	97.47	0.00	0.00
63	Vodafone	0.09	0.32	98.60	0.53	0.50	1.01	1.95	97.24	0.00	0.05	0.01	100.00	100.00	100.00	96.71	100.00	100.00	

Annexure 4.1 (Contd.)

64	HP	Aircel/Dishnet	0.07	0.05	99.37	0.07	0.27	1.09	11.61	94.90	0.00	0.00	0.03	100.00	100.00	100.00	85.45	100.00	100.00
65		Airtel	0.05	0.26	99.12	0.12	0.23	1.08	2.76	98.61	0.00	0.01	0.00	100.00	100.00	99.00	85.00	100.00	100.00
66		BSNL	1.88	1.83	95.23	0.73	1.87	1.90	4.84	95.57	1.33	0.00	0.00	100.00	100.00	100.00	97.00	100.00	100.00
67		Idea	0.17	0.00	98.01	0.69	1.40	1.74	2.80	95.60	0.00	0.00	0.01	100.00	100.00	98.42	85.62	100.00	100.00
68		RCOM-CDMA	0.12	0.08	99.74	0.03	0.04	0.42	0.96	98.14	0.00	0.07	0.01	100.00	100.00	99.36	98.12	100.00	100.00
69		RTL	0.00	0.00	99.15	0.01	0.22	0.40	0.40	97.82	0.00	0.02	0.03	100.00	100.00	98.52	92.00	100.00	100.00
70		Sistema	0.11	0.00	100.00	0.00	0.00	0.00	0.00	100.00	0.00	0.00	0.00	0.00	0.00	0.00	0.00	0.00	0.00
71		Stel	0.22	0.62	98.44	0.01	0.03	0.21	1.58	96.28	0.00	0.00	0.04	100.00	100.00	72.07	72.07	0.00	0.00
72		TTSL-CDMA	0.00	0.00	98.45	0.00	0.62	0.29	1.81	99.97	0.00	0.05	0.00	100	100.00	88.00	98	100	100
72		TTSL-GSM	0.00	0.00	0.00	0.00	0.00	0.00	0.00	0.00	0.00	0.00	0.00	100.00	100.00	99.00	97.00	100.00	100.00
73	Videcon	0.11	0.00	99.35	0.00	0.08	0.40	0.00	99.19	0.00	0.00	0.00	100.00	100.00	95.89	96.00	0.00	0.00	
74	Vodafone	0.01	0.00	99.45	0.28	0.45	0.90	2.81	97.22	0.00	0.00	0.01	100.00	100.00	100.00	97.26	100.00	100.00	
75	HR	Aircel	0.05	0.00	97.43	0.19	0.03	1.21	3.35	98.25	0.00	0.00	0.05	100.00	100.00	100.00	88.61	100.00	100.00
76		Airtel	0.11	0.36	99.20	0.18	0.20	0.67	0.83	98.68	0.00	0.04	0.01	100.00	100.00	99.00	89.00	100.00	100.00
77		BSNL	1.41	1.92	97.64	0.45	0.55	1.84	3.59	96.75	0.00	0.10	0.10	100.00	100.00	100.00	96.00	100.00	100.00
78		Etisalat	0.29	0.00	99.28	0.02	0.02	1.15	1.59	98.09	0.00	0.00	0.00	100.00	0.00	98.73	99.66	0.00	0.00
79		Idea	0.15	0.00	99.72	0.56	0.72	0.98	2.98	96.09	0.00	0.14	0.01	100.00	100.00	99.00	80.32	100.00	100.00
80		LOOP Telecom	0.01	0.01	100.00	0.07	0.00	0.45	0.00	97.10	0.00	0.00	0.00	0.00	0.00	100.00	100.00	0.00	0.00
81		RCOM-CDMA	0.14	0.00	99.38	0.04	0.13	0.32	0.40	99.24	0.00	0.09	0.03	100.00	100.00	94.71	94.50	100.00	100.00
81		RCOM-GSM	0.15	0.00	99.73	0.17	0.14	0.19	0.81	99.18	0.00	0.10	0.04	100.00	100.00	98.90	87.00	100.00	100.00
82		Sistema	0.09	0.00	99.53	0.00	0.00	0.34	1.33	100.00	0.00	0.00	0.00	100.00	100.00	99.17	91.38	0.00	0.00
83		TTSL-CDMA	0.03	0.00	99.82	0.00	0.71	0.90	1.98	95.95	0.00	0.00	0.01	100	100.00	97	97	100	100
84	TTSL-GSM	0.02	0.00	98.55	0.02	0.46	0.77	1.80	96.93	0.00	0.09	0.00	100.00	100.00	99.00	95.00	100.00	100.00	
84	Videcon	0.10	0.22	98.49	0.04	0.44	0.78	0.64	98.58	0.00	0.00	0.09	100.00	100.00	95.32	94.00	0.00	0.00	
85	Vodafone	0.17	0.93	97.72	0.39	1.45	1.01	2.28	96.84	0.00	0.01	0.01	100.00	100.00	100.00	96.72	100.00	100.00	
86	J&K	Aircel/Dishnet	0.35	2.70	96.06	0.38	3.83	1.21	4.04	92.38	0.33	0.02	0.02	100.00	100.00	100.00	90.04	100.00	100.00
87		Airtel	0.12	0.30	99.11	0.13	0.15	0.86	1.69	98.60	0.00	0.01	0.01	100.00	100.00	100.00	93.00	100.00	100.00
88		Idea	0.12	0.07	98.91	0.10	0.65	1.57	2.91	96.19	0.00	0.06	0.00	100.00	100.00	96.09	88.90	100.00	100.00
89		Sistema	0.02	0.00	99.73	0.00	0.00	0.17	0.23	99.33	0.00	0.00	0.00	0.00	0.00	0.00	0.00	0.00	0.00
90		RCOM-GSM	0.27	0.85	99.52	0.15	0.66	0.29	0.71	97.72	0.00	0.09	0.06	100.00	100.00	98.78	97.00	100.00	100.00
91		Vodafone	0.00	0.00	98.65	0.36	0.70	1.09	2.87	97.58	0.00	0.06	0.01	100.00	100.00	100.00	86.58	100.00	100.00
92		TTSL-CDMA	0.05	0.00	99.13	0.00	0.11	0.85	1.78	98.99	0.00	0.00	0.00	100	100.00	99	96	100	100
93		BSNL	1.90	1.83	98.00	0.90	1.90	2.00	4.83	98.00	0.00	0.10	0.10	99.00	100.00	100.00	96.00	100.00	100.00
94		Aircel/Dishnet	0.01	0.00	97.96	0.14	0.03	0.67	1.26	97.78	0.00	0.01	0.17	100.00	100.00	100.00	88.88	100.00	100.00
95		Airtel	0.05	0.22	99.29	0.06	0.10	0.97	0.18	98.36	0.00	0.02	0.02	100.00	100.00	0.00	0.00	100.00	100.00
96	KOL	BSNL	0.78	1.92	99.20	0.82	0.93	0.95	4.97	99.76	0.33	0.00	0.00	100.00	100.00	100.00	90.00	100.00	100.00
97		Idea	0.08	0.57	98.52	0.12	0.49	0.83	1.93	98.07	0.00	0.04	0.01	100.00	100.00	98.84	87.19	100.00	100.00
98		LOOP Telecom	0.95	1.33	99.98	0.00	0.00	1.57	4.28	97.62	0.00	0.00	0.00	0.00	0.00	100.00	100.00	0.00	0.00
99		RCOM-CDMA	0.06	0.00	99.76	0.10	0.27	0.66	1.49	99.41	0.00	0.08	0.06	100.00	100.00	99.83	91.97	100.00	100.00
100		RTL	0.00	0.00	99.71	0.26	0.10	0.03	0.07	98.59	0.00	0.09	0.04	100.00	100.00	98.95	96.00	100.00	100.00
101		Sistema	0.00	0.00	98.66	0.00	0.10	0.73	0.95	98.39	0.00	0.00	0.00	100.00	100.00	100.00	90.00	0.00	0.00
102		TTSL-CDMA	0.03	0.00	99.25	0.00	0.04	0.87	2.50	97.32	0.00	0.01	0.00	100	100.00	99	95	100	100
102		TTSL-GSM	0.01	0.00	97.98	0.09	0.11	0.99	1.50	97.75	0.00	0.03	0.00	100.00	100.00	99.00	96.00	100.00	100.00
103		Uninor	0.07	0.00	98.86	0.25	0.22	1.81	2.89	96.90	0.67	0.00	0.02	100.00	0.00	97.25	89.21	0.00	0.00
104		Vodafone	0.02	0.04	99.57	0.19	0.43	0.96	1.72	98.30	0.00	0.01	0.01	100.00	100.00	100.00	84.47	100.00	100.00

Annexure 4.1 (Contd.)

105	KER	Aircel	0.02	0.01	99.69	0.01	0.02	0.36	1.44	97.66	0.00	0.32	0.07	100.00	100.00	100.00	93.88	100.00	100.00	
106		Airtel	0.02	0.05	98.78	0.19	0.14	1.25	2.69	96.13	0.00	0.02	0.04	100.00	100.00	100.00	93.00	100.00	100.00	
107		Etisalat	0.00	0.00	99.57	0.00	0.00	1.48	2.77	98.48	0.00	0.00	0.00	0.00	0.00	99.40	100.00	0.00	0.00	
108		Idea	0.02	0.07	99.88	0.24	0.36	1.01	1.66	95.43	0.00	0.04	0.00	100.00	100.00	98.91	95.55	100.00	100.00	
109		RCOM-CDMA	0.01	0.00	99.49	0.01	0.04	0.26	0.59	99.47	0.00	0.05	0.02	100.00	100.00	99.78	93.63	100.00	100.00	
		RCOM-GSM	0.01	0.00	99.82	0.05	0.05	0.29	1.36	98.94	0.00	0.09	0.04	100.00	100.00	99.21	88.00	100.00	100.00	
110		Sistema	0.01	0.00	99.06	0.00	0.00	0.47	0.35	100.00	0.00	0.00	0.00	100.00	100.00	99.68	90.03	0.00	0.00	
111		TTSL-CDMA	0.01	0.00	99.21	0.00	0.00	0.36	1.38	99.18	0.00	0.00	0.01	99	100.00	99	98	100	100	
		TTSL-GSM	0.01	0.02	97.73	0.08	0.26	1.03	2.60	98.06	0.00	0.00	0.00	100.00	100.00	99.00	98.00	100.00	100.00	
112		Uninor	0.05	0.02	99.13	0.05	0.06	1.20	1.42	97.67	0.00	0.00	0.06	100.00	0.00	99.63	97.38	0.00	0.00	
113		Videocon	0.06	0.18	99.72	0.00	0.01	1.01	0.70	98.19	0.00	0.00	0.07	100.00	100.00	99.06	98.97	0.00	0.00	
114		Vodafone	0.02	0.02	97.32	0.33	1.96	0.63	0.63	97.10	0.00	0.09	0.04	100.00	100.00	100.00	94.30	100.00	100.00	
115		BSNL	0.47	0.73	98.33	0.27	1.47	0.60	2.10	99.83	0.33	0.00	0.00	100.00	100.00	100.00	62.00	100.00	100.00	
116		KTK	Aircel	0.14	0.64	99.42	0.03	0.06	0.43	1.65	98.57	0.00	0.05	0.11	100.00	100.00	100.00	91.96	100.00	100.00
117			Airtel	0.16	0.07	98.68	0.41	0.44	0.76	2.89	98.77	0.00	0.02	0.00	100.00	100.00	100.00	82.00	100.00	100.00
118	BSNL		1.01	1.76	98.90	0.12	0.66	1.35	3.60	98.60	0.00	0.00	0.00	100.00	100.00	96.00	90.00	100.00	100.00	
119	Etisalat		0.75	0.00	99.59	0.01	0.04	0.48	4.53	98.76	0.00	0.00	0.00	0.00	0.00	99.30	100.00	0.00	0.00	
120	Idea		0.05	0.14	97.89	0.16	0.65	1.16	1.17	97.05	0.00	0.12	0.02	100.00	100.00	95.76	78.47	96.47	100.00	
121	Loop Telecom		2.45	3.00	99.24	0.05	0.00	0.12	0.00	98.59	0.00	0.00	0.00	0.00	0.00	100.00	100.00	0.00	0.00	
122	RCOM-CDMA		0.07	0.10	99.83	0.01	0.01	0.32	0.83	99.46	0.00	0.07	0.03	100.00	100.00	98.26	72.10	100.00	100.00	
	RCOM-GSM		0.13	0.16	99.74	0.03	0.22	0.29	0.93	99.16	0.00	0.10	0.09	100.00	100.00	99.14	59.00	100.00	100.00	
123	Sistema		0.17	0.23	97.76	0.00	0.44	0.98	2.98	99.51	0.00	0.00	0.00	100.00	100.00	98.02	95.04	0.00	0.00	
124	TTSL-CDMA		0.02	0.00	99.34	0.00	0.04	0.35	0.39	98.86	0.00	0.01	0.02	100	100.00	99	95	100	99	
	TTSL-GSM		0.07	0.19	98.10	0.07	0.48	0.82	3.18	97.87	0.00	0.01	0.00	100.00	100.00	100.00	92.00	100.00	100.00	
125	Uninor		0.04	0.00	99.10	0.03	0.02	1.12	2.07	98.66	0.00	0.00	0.07	100.00	0.00	98.18	88.71	0.00	0.00	
126	Videocon		0.23	0.00	99.10	0.19	0.24	0.77	0.00	99.37	0.00	0.00	0.00	100.00	100.00	100.00	98.37	0.00	0.00	
127	Vodafone		0.02	0.00	99.40	0.09	0.28	0.68	2.22	98.69	0.00	0.08	0.08	100.00	100.00	100.00	67.16	100.00	100.00	
128	Mum		Aircel	0.02	0.02	97.90	0.07	0.01	0.84	1.93	98.06	0.00	0.01	0.02	100.00	100.00	100.00	83.30	92.08	100.00
129		Airtel	0.02	0.15	99.67	0.02	0.04	0.69	0.48	99.69	0.00	0.02	0.00	100.00	100.00	98.00	90.00	100.00	100.00	
130		Etisalat	0.31	1.64	99.21	0.08	0.04	1.24	1.78	97.70	0.00	0.00	0.05	100.00	100.00	98.62	99.53	0.00	0.00	
131		Idea	0.02	0.00	99.20	0.10	0.24	1.21	2.53	98.71	0.00	0.03	0.18	100.00	100.00	98.46	94.17	100.00	100.00	
132		LOOP Mobile	0.03	0.03	99.11	0.09	0.03	0.55	0.43	98.12	0.00	0.03	0.06	100.00	100.00	98.55	97.70	100.00	100.00	
133		MTNL	0.49	0.77	98.32	0.20	0.39	1.88	3.33	96.02	0.00	0.05	0.02	100.00	100.00	95.71	92.41	100.00	71.71	
		MTNL-CDMA	0.47	0.07	98.06	0.49	0.52	1.12	0.80	98.47	0.13	0.08	0.03	100.00	100.00	96.09	90.37	100.00	100.00	
134		RCOM-CDMA	0.16	0.26	99.68	0.02	0.07	0.34	0.39	99.44	0.00	0.10	0.04	100.00	100.00	99.51	91.95	100.00	100.00	
		RCOM-GSM	0.21	0.18	99.23	0.11	0.20	1.03	0.50	99.00	0.00	0.10	0.10	100.00	100.00	99.17	87.00	100.00	100.00	
135		Sistema	0.08	0.00	99.35	0.00	0.01	0.25	2.04	99.68	0.00	0.00	0.00	100.00	100.00	96.00	93.00	0.00	0.00	
136		TTSL-CDMA	0.02	0.07	99.11	0.00	0.02	0.59	2.21	97.19	0.00	0.03	0.00	100	100.00	100	92.12	100	100	
		TTSL-GSM	0.02	0.04	99.33	0.29	0.20	0.98	2.39	97.33	0.00	0.08	0.00	100.00	100.00	98.00	98.00	100.00	100.00	
137		Uninor	0.04	0.00	99.06	0.05	0.05	1.62	2.16	98.44	0.33	0.00	0.28	100.00	0.00	97.56	66.57	0.00	0.00	
138		Vodafone	0.02	0.06	99.99	0.30	1.01	0.89	2.81	97.74	0.00	0.15	0.02	100.00	100.00	100.00	78.98	100.00	100.00	

Annexure 4.1 (Contd.)

139	MH	Aircel	0.05	0.03	99.73	0.017	0.007	0.487	3.030	98.367	0.000	0.044	0.030	100.000	100.000	100.000	90.272	97.833	100.000
140		Airtel	0.08	0.06	98.98	0.07	0.15	0.83	1.70	98.77	0.00	0.03	0.00	100.00	100.00	100.00	90.00	100.00	100.00
141		BSNL	1.13	1.57	95.21	0.85	1.86	1.83	4.87	98.20	0.00	0.00	0.00	100.00	100.00	100.00	94.00	100.00	100.00
142		Etisalat	1.31	4.17	98.71	0.54	0.16	1.37	2.53	97.46	0.00	0.00	0.01	100.00	0.00	98.65	99.78	0.00	0.00
143		Idea	0.35	1.81	97.88	0.79	1.34	1.66	2.82	96.83	0.00	0.08	0.04	100.00	100.00	98.78	95.10	100.00	100.00
144		Loop Telecom	0.01	0.00	98.58	0.45	0.01	0.46	0.00	100.00	0.00	0.00	0.00	0.00	0.00	100.00	100.00	0.00	0.00
145		RCOM-CDMA	0.26	0.26	99.79	0.01	0.01	0.40	0.21	98.02	0.00	0.09	0.05	100.00	100.00	99.43	90.16	100.00	100.00
146		RCOM-GSM	0.43	0.95	99.72	0.19	0.20	0.18	1.10	98.91	0.00	0.10	0.10	100.00	100.00	98.94	89.00	100.00	100.00
147		Sistema	0.13	0.00	99.13	0.00	0.04	0.34	2.67	99.61	0.00	0.00	0.00	100.00	100.00	97.00	92.00	100.00	0.00
147		TTSL-CDMA	0.02	0.01	98.22	0.00	0.12	1.20	2.66	96.59	0.00	0.04	0.00	100	100.00	99.04	97	100	100
147		TTSL-GSM	0.02	0.00	99.18	0.15	0.22	0.96	2.78	96.68	0.00	0.09	0.00	100.00	100.00	99.00	98.00	100.00	100.00
148		Uninor	0.11	0.44	96.81	0.36	0.18	1.78	3.20	95.89	0.00	0.00	0.18	100.00	0.00	97.62	70.55	0.00	0.00
149		Videocon	0.64	0.00	99.07	0.23	0.34	0.64	0.00	98.93	0.00	0.00	0.01	100.00	100.00	100.00	98.37	0.00	0.00
150		Vodafone	0.19	0.98	98.18	0.74	0.70	1.08	2.76	96.98	0.00	0.18	0.03	100.00	100.00	100.00	87.33	100.00	100.00
151	Aircel#	0.07	0.00	99.64	0.02	0.27	0.61	2.34	98.88	0.00	0.02	0.05	100.00	100.00	100.00	85.41	100.00	100.00	
152	Airtel	0.21	0.92	98.95	0.11	0.10	1.65	2.61	95.25	0.00	0.02	0.03	100.00	100.00	99.00	96.00	100.00	99.00	
153	BSNL	1.01	2.50	96.19	0.82	1.73	1.63	4.72	97.67	0.00	0.00	0.05	100.00	100.00	100.00	92.00	100.00	100.00	
154	Etisalat	0.20	0.56	99.08	0.13	0.01	1.42	2.99	97.05	0.00	0.00	0.01	100.00	0.00	98.93	99.72	0.00	0.00	
155	Idea	0.69	0.95	98.81	0.13	0.25	0.81	2.56	98.67	0.00	0.06	0.01	100.00	100.00	98.70	93.08	100.00	100.00	
156	LOOP Telecom	0.04	0.01	99.63	0.00	0.01	0.58	0.00	98.78	0.00	0.00	0.00	0.00	0.00	100.00	100.00	0.00	0.00	
157	RCOM-CDMA	0.13	0.44	99.57	0.17	0.25	0.44	0.88	98.93	0.00	0.09	0.04	100.00	100.00	98.90	93.23	100.00	100.00	
158	RTL	0.06	0.18	99.70	0.15	0.06	0.25	0.38	99.05	0.00	0.10	0.02	100.00	100.00	98.90	60.00	100.00	100.00	
159	Sistema	0.28	0.00	98.75	0.00	0.00	0.41	2.06	99.18	0.00	0.00	0.00	0.00	0.00	99.52	90.00	0.00	0.00	
160	TTSL-CDMA	0.02	0.00	99.58	0.00	0.01	0.67	0.51	99.18	0.00	0.01	0.02	100	100.00	99	96	100	100	
160	TTSL-GSM	0.02	0.00	97.53	0.33	0.43	1.17	2.42	97.73	0.00	0.05	0.00	100.00	100.00	99.00	98.00	100.00	76.00	
161	Uninor\$	0.14	0.00	99.36	0.14	0.00	0.00	1.37	98.72	0.00	0.00	0.00	0.00	0.00	100.00	99.57	0.00	0.00	
162	Videocon	0.24	0.79	99.20	0.09	0.10	0.76	0.74	98.52	0.00	0.00	0.05	100.00	100.00	96.81	97.09	0.00	0.00	
163	Vodafone	0.16	0.02	97.95	0.17	1.47	1.12	2.85	97.55	0.00	0.20	0.04	100.00	100.00	100.00	81.78	100.00	100.00	
164	Aircel/Dishnet	0.65	3.30	93.64	3.93	4.85	1.94	8.40	94.75	0.00	0.01	0.03	100.00	100.00	100.00	67.77	100.00	100.00	
165	Airtel	0.78	1.64	95.75	0.89	1.82	1.33	2.74	99.01	0.00	0.00	0.00	100.00	100.00	100.00	91.00	100.00	100.00	
166	BSNL	2.23	6.37	95.83	2.05	2.53	2.27	7.53	96.67	0.00	0.05	0.05	100.00	100.00	99.00	95.00	100.00	100.00	
167	Idea	0.90	1.77	97.42	0.70	1.35	1.84	2.97	95.85	0.00	0.00	0.00	100.00	100.00	89.92	95.39	100.00	100.00	
168	LOOP Telecom	1.41	0.00	100.00	0.00	0.00	0.00	0.00	100.00	0.00	0.00	0.00	0.00	0.00	100.00	100.00	0.00	0.00	
169	RTL	0.00	0.00	98.56	0.65	0.96	0.91	1.80	99.05	0.00	0.02	0.03	100.00	100.00	98.96	84.00	100.00	100.00	
170	Sistema	0.70	0.00	100.00	0.00	0.00	0.00	0.00	100.00	0.00	0.00	0.00	0.00	0.00	99.52	90.00	0.00	0.00	
171	Stel	0.33	0.63	99.41	0.00	0.00	0.15	1.59	98.42	0.00	0.00	0.01	100.00	100.00	85.66	85.66	0.00	0.00	
172	TTSL-CDMA	0.49	3.60	99.23	0.00	0.02	0.35	0.71	99.07	0.00	0.00	0.01	100	100.00	99	95	100	100	
173	Vodafone	0.63	0.91	98.33	0.29	0.97	1.05	2.93	97.12	0.00	0.06	0.02	100.00	100.00	100.00	76.81	100.00	100.00	
174	Aircel/Dishnet	0.25	1.76	99.22	0.30	0.46	1.10	7.14	95.92	0.00	0.02	0.01	100.00	100.00	100.00	88.48	100.00	100.00	
175	Airtel	0.39	1.43	97.86	0.53	0.86	1.75	2.92	95.67	0.00	0.01	0.00	100.00	100.00	100.00	95.00	100.00	100.00	
176	BSNL	0.81	1.41	97.96	0.86	1.78	1.95	4.83	98.40	0.00	0.02	0.03	100.00	100.00	95.00	89.00	100.00	100.00	
177	Idea	0.37	0.12	98.79	0.08	0.19	0.71	2.90	96.95	0.00	0.04	0.01	100.00	100.00	98.86	88.53	100.00	100.00	
178	LOOP Telecom	0.48	0.00	99.21	0.01	0.39	0.00	0.00	97.00	0.00	0.00	0.00	0.00	0.00	100.00	100.00	0.00	0.00	
179	RCOM-CDMA	0.27	0.41	99.58	0.03	0.04	0.62	0.71	99.28	0.00	0.09	0.04	100.00	100.00	97.58	94.83	100.00	100.00	
180	RTL	0.01	0.06	99.52	0.67	0.75	0.67	1.19	99.03	0.00	0.10	0.02	100.00	100.00	98.90	86.00	100.00	100.00	
181	Sistema	0.52	0.00	99.52	0.00	0.00	0.53	0.00	100.00	0.00	0.00	0.00	0.00	0.00	99.52	90.00	0.00	0.00	
182	Stel	0.17	0.00	98.88	0.05	0.09	0.16	1.18	97.99	0.00	0.00	0.07	100.00	100.00	71.70	71.70	0.00	0.00	
183	TTSL-CDMA	0.04	0.00	99.21	0.00	0.00	0.24	0.45	99.78	0.00	0.01	0.03	100	100.00	100	98	100	100	
183	TTSL-GSM	0.03	0.08	98.66	0.10	0.34	0.48	1.12	97.63	0.00	0.01	0.00	100.00	100.00	96.00	94.00	100.00	100.00	
184	Uninor	0.67	0.10	98.09	0.18	0.35	1.77	3.53	95.29	0.00	0.00	0.04	100.00	0.00	98.81	96.64	0.00	0.00	
185	Videocon	0.71	0.00	99.16	0.13	0.24	0.40	0.00	99.00	0.00	0.00	0.00	100.00	100.00	100.00	98.37	0.00	0.00	
186	Vodafone	0.09	0.10	98.55	0.24	0.82	1.36	3.23	98.19	0.00	0.05	0.08	100.00	100.00	100.00	97.41	100.00	100.00	

Annexure 4.1 (Contd.)

187	PB	Aircel	0.12	0.00	98.45	0.16	0.04	0.90	2.37	97.29	0.00	0.00	0.03	100.00	100.00	100.00	83.57	100.00	100.00
188		Airtel	0.08	0.23	99.09	0.13	0.21	0.76	1.38	98.79	0.00	0.03	0.01	100.00	100.00	82.00	86.00	100.00	100.00
189		BSNL	0.48	1.87	98.35	0.82	0.93	1.90	5.64	95.01	0.00	0.00	0.00	100.00	100.00	100.00	95.00	100.00	100.00
190		Etisalat	0.12	0.00	99.36	0.04	0.00	1.14	3.09	98.44	0.00	0.00	0.00	0.00	0.00	98.57	99.85	0.00	0.00
191		QTL-CDMA	0.04	0.00	98.84	0.26	4.43	1.73	0.88	98.08	0.00	0.02	0.00	100.00	100.00	100.00	91.00	100.00	100.00
191		QTL-GSM	0.14	0.04	98.52	0.07	0.22	0.97	0.82	97.92	0.00	0.00	0.06	100.00	100.00	98.16	94.62	0.00	0.00
192		Idea	0.05	0.04	98.13	0.36	1.34	1.52	2.80	96.76	0.00	0.06	0.00	100.00	100.00	97.12	63.26	99.87	100.00
193		LOOP Telecom	0.24	0.16	100.00	0.02	0.00	0.39	0.00	99.00	0.00	0.00	0.00	0.00	0.00	100.00	100.00	0.00	0.00
194		RCOM-CDMA	0.06	0.00	99.07	0.02	0.06	0.60	0.31	99.39	0.00	0.08	0.02	100.00	100.00	94.71	94.32	100.00	100.00
194		RCOM-GSM	0.08	0.00	99.78	0.17	0.74	0.29	0.72	99.22	0.00	0.10	0.06	100.00	100.00	98.95	87.00	100.00	100.00
195		Sistema	0.00	0.00	96.97	0.00	0.00	0.01	1.85	98.12	0.00	0.00	0.00	0.00	0.00	0.00	90.25	0.00	0.00
196		TTSL-CDMA	0.01	0.00	98.42	0.00	0.40	0.95	0.77	99.49	0.00	0.01	0.03	100	100.00	98	94	100	100
196		TTSL-GSM	0.02	0.00	98.01	0.20	0.30	0.92	3.04	96.07	0.00	0.10	0.00	100.00	100.00	99.00	94.00	100.00	100.00
197		Uninor\$	0.63	0.00	100.00	0.00	0.00	0.00	0.00	100.00	0.00	0.00	0.00	0.00	0.00	100.00	100.00	0.00	0.00
198		Vodafone	0.01	0.13	98.72	0.10	0.49	0.96	2.91	97.57	0.00	0.06	0.01	100.00	100.00	100.00	97.92	100.00	100.00
199		Aircel	0.07	0.00	96.59	0.02	0.03	1.30	6.39	97.11	2.00	0.07	0.10	100.00	100.00	100.00	65.26	100.00	100.00
200	Airtel	0.14	0.28	99.38	0.24	0.38	1.25	2.90	98.92	0.00	0.02	0.00	100.00	100.00	100.00	90.00	100.00	100.00	
201	BSNL	1.80	2.00	99.05	0.18	0.70	1.34	4.95	98.23	0.00	0.10	0.10	100.00	100.00	96.00	91.00	100.00	100.00	
202	Etisalat	0.81	0.00	98.75	0.18	0.01	1.19	4.23	98.40	0.00	0.00	0.00	100.00	0.00	99.02	99.78	0.00	0.00	
203	Idea	0.15	0.21	97.68	0.65	1.56	1.51	2.92	95.80	0.00	0.03	0.04	100.00	100.00	85.29	59.16	100.00	100.00	
204	LOOP Telecom	1.21	0.00	99.95	0.00	0.00	0.62	0.00	96.94	0.00	0.00	0.00	0.00	0.00	100.00	100.00	0.00	0.00	
205	RCOM-CDMA	0.26	0.24	99.74	0.02	0.05	0.38	0.18	99.39	0.00	0.09	0.06	100.00	100.00	98.42	95.75	100.00	100.00	
205	RCOM-GSM	0.27	0.56	99.78	0.16	0.12	0.28	1.46	99.07	0.00	0.10	0.08	100.00	100.00	98.71	93.00	100.00	100.00	
206	Sistema	0.16	0.00	98.67	0.00	0.50	0.80	2.10	99.02	0.00	0.00	0.00	100.00	100.00	97.00	90.03	100.00	100.00	
207	TTSL-CDMA	0.02	0.00	98.86	0.00	0.07	0.73	2.70	99.40	0.00	0.01	0.02	100	100.00	99	95	100	100	
207	TTSL-GSM	0.03	0.02	97.56	0.15	0.26	1.23	4.20	97.91	0.00	0.03	0.00	100.00	100.00	99.00	95.00	100.00	100.00	
208	Videocon	0.03	0.00	99.20	0.18	0.09	1.15	0.00	99.13	0.00	0.00	0.00	100.00	100.00	100.00	98.37	0.00	0.00	
209	Vodafone	0.13	0.92	99.18	0.26	0.22	1.13	2.76	97.51	0.00	0.12	0.04	100.00	100.00	100.00	91.67	100.00	100.00	
210	Aircel	0.42	0.23	99.01	0.53	0.62	0.49	1.46	95.49	0.00	0.09	0.25	100.00	100.00	100.00	73.26	100.00	100.00	
211	Airtel	0.05	0.12	98.32	0.53	0.38	0.99	2.51	96.95	0.00	0.01	0.06	100.00	100.00	100.00	92.00	100.00	100.00	
212	BSNL	0.37	1.53	99.00	0.00	0.23	1.03	3.13	99.00	0.00	0.00	0.00	100.00	100.00	100.00	93.00	100.00	100.00	
213	Etisalat	0.45	0.00	99.42	0.07	0.06	0.46	3.92	98.73	0.00	0.00	0.00	0.00	0.00	97.68	99.91	0.00	0.00	
214	RCOM-CDMA	0.03	0.00	99.24	0.06	0.16	0.48	0.40	99.38	0.00	0.07	0.01	100.00	100.00	97.82	89.23	100.00	100.00	
214	RCOM-GSM	0.02	0.00	99.79	0.07	0.07	0.23	0.82	99.30	0.00	0.10	0.08	100.00	100.00	98.24	74.00	100.00	100.00	
215	Sistema	0.05	0.00	99.45	0.00	0.00	0.64	1.94	99.87	0.00	0.00	0.00	100.00	100.00	99.36	91.91	0.00	0.00	
216	TTSL-CDMA	0.02	0.00	98.75	0.00	0.74	0.76	0.83	99.47	0.00	0.00	0.01	99	100.00	99	96	100	98	
216	TTSL-GSM	0.02	0.00	97.77	0.21	0.31	0.61	1.72	98.56	0.00	0.02	0.00	100.00	100.00	0.00	97.00	100.00	90.00	
217	Videocon	0.11	0.58	99.72	0.04	0.05	0.93	1.01	97.96	0.00	0.00	0.07	100.00	100.00	97.98	97.60	0.00	0.00	
218	Vodafone	0.02	0.03	98.29	0.33	1.10	0.78	2.13	97.09	0.00	0.09	0.03	100.00	100.00	100.00	93.38	100.00	100.00	
219	Idea	0.01	0.00	99.28	0.04	0.07	0.46	1.22	98.17	0.00	0.02	0.02	100.00	100.00	98.90	70.65	100.00	100.00	
220	Uninor	0.03	0.00	99.14	0.03	0.10	1.10	1.72	98.72	2.00	0.00	0.04	100.00	0.00	97.89	86.42	0.00	0.00	

Annexure 4.1 (Contd.)

221	UPE	Aircel/Dishnet	0.33	1.72	98.30	0.11	0.47	0.70	2.08	96.27	0.00	0.07	0.00	100.00	100.00	100.00	81.36	100.00	100.00
222		Airtel	0.35	0.63	99.20	0.12	0.33	1.21	2.89	98.38	0.00	0.01	0.00	100.00	100.00	76.00	86.00	100.00	100.00
223		BSNL	0.77	2.30	97.00	0.70	1.50	1.60	4.00	96.33	0.00	0.10	0.10	100.00	100.00	98.00	91.00	100.00	100.00
224		Etisalat	1.33	0.00	98.98	0.26	0.07	0.48	3.37	98.68	0.00	0.00	0.01	100.00	100.00	98.35	99.76	0.00	0.00
225		Idea	0.18	0.22	99.78	0.95	1.39	1.35	2.95	95.79	0.00	0.02	0.01	100.00	100.00	99.95	89.46	100.00	100.00
226		RCOM-GSM	0.50	1.42	99.57	0.41	0.83	0.77	2.13	98.41	0.00	0.09	0.09	100.00	100.00	99.02	91.00	100.00	100.00
		RCOM-CDMA	0.19	1.67	98.93	0.30	0.93	0.81	1.88	98.35	0.00	0.08	0.07	100.00	100.00	98.98	92.25	100.00	100.00
227		Sistema	0.23	0.00	99.26	0.00	0.00	0.43	0.44	99.47	0.00	0.00	0.00	100.00	100.00	99.00	95.07	0.00	0.00
228		TTSL-CDMA	0.06	0.00	99.23	0.00	0.02	0.68	1.58	99.07	0.00	0.00	0.02	100	100.00	98	96	100	100
		TTSL-GSM	0.12	0.07	97.41	0.17	1.13	1.35	5.37	96.38	0.00	0.00	0.00	100.00	100.00	99.00	98.00	100.00	100.00
229		Uninor	1.77	1.92	95.76	0.62	2.01	1.89	4.49	96.02	3.67	0.00	0.03	100.00	0.00	96.96	96.11	0.00	0.00
230		Videocon	1.44	1.46	98.33	0.40	0.14	1.05	1.81	97.72	0.00	0.00	0.00	100.00	100.00	100.00	98.37	0.00	0.00
231		Vodafone	0.15	0.67	98.20	0.46	1.09	1.62	4.29	95.81	0.00	0.07	0.02	100.00	100.00	100.00	96.47	100.00	100.00
232	UPW	Aircel/Dishnet	0.62	1.83	98.26	0.36	0.35	0.85	3.06	97.12	0.00	0.01	0.06	100.00	100.00	100.00	86.66	100.00	100.00
233		Airtel	0.14	0.16	97.82	0.42	0.95	1.11	1.98	96.25	0.00	0.03	0.00	100.00	100.00	100.00	86.00	100.00	100.00
234		BSNL	1.31	7.47	97.67	0.95	1.95	2.45	10.08	96.77	0.00	0.05	0.00	100.00	100.00	100.00	94.00	100.00	100.00
235		Etisalat	1.13	0.00	99.12	0.15	0.07	0.50	2.78	98.38	0.00	0.00	0.00	100.00	100.00	98.48	99.89	0.00	0.00
236		Idea	0.06	0.20	99.89	0.97	1.43	1.08	2.96	99.86	0.00	0.07	0.00	100.00	100.00	94.74	83.30	100.00	100.00
		RCOM-GSM	0.34	0.88	99.55	0.23	0.22	0.27	1.58	98.94	0.00	0.10	0.06	100.00	100.00	98.76	93.00	100.00	100.00
237		RCOM-CDMA	0.47	0.70	96.73	0.13	0.41	0.46	1.69	98.31	0.00	0.09	0.04	100.00	100.00	98.85	87.90	100.00	100.00
238		Sistema	0.21	0.00	99.38	0.00	0.00	0.30	0.00	99.34	0.00	0.00	0.00	100.00	100.00	99.00	97.23	0.00	0.00
		TTSL-CDMA	0.04	0.00	99.57	0.00	0.01	0.32	0.83	97.97	0.00	0.00	0.02	100	100.00	99	93	100	100
239		TTSL-GSM	0.08	0.06	98.06	0.08	0.36	1.11	4.15	96.73	0.00	0.03	0.00	100.00	100.00	99.00	94.00	100.00	100.00
240		Uninor	0.72	1.57	96.71	0.30	1.87	1.33	4.27	95.99	11.00	0.00	0.14	99.98	0.00	97.17	94.71	0.00	0.00
241		Vodafone	0.34	1.49	97.56	0.68	1.23	1.35	2.97	95.96	0.00	0.35	0.04	100.00	100.00	100.00	95.84	100.00	100.00
242		Videocon	0.58	1.55	98.47	0.55	0.18	1.05	1.68	96.43	0.00	0.00	0.00	100.00	100.00	100.00	98.37	0.00	0.00
243	WB	Aircel/Dishnet	0.38	1.99	97.51	1.17	0.80	1.33	4.63	94.82	0.00	0.02	0.13	100.00	100.00	100.00	90.38	100.00	100.00
244		Airtel	0.09	0.28	98.74	0.26	0.90	1.51	2.75	98.78	0.00	0.00	0.00	100.00	100.00	95.00	93.00	100.00	100.00
245		BSNL	1.23	1.87	97.75	0.57	0.91	1.00	4.68	97.55	0.00	0.06	0.14	100.00	100.00	100.00	98.00	100.00	100.00
246		Idea	0.10	1.62	97.75	0.27	1.13	1.30	2.84	97.33	0.00	0.00	0.00	100.00	100.00	98.93	89.23	100.00	100.00
247		RCOM-CDMA	0.24	0.63	99.53	0.14	0.11	0.55	0.67	99.09	0.00	0.10	0.07	100.00	100.00	97.46	91.97	100.00	100.00
248		RTL	0.06	0.21	99.32	0.32	0.88	1.05	1.31	98.77	0.00	0.09	0.06	100.00	100.00	98.95	96.00	100.00	100.00
249		Sistema	0.26	0.92	97.94	0.00	0.14	1.07	2.98	97.59	0.00	0.00	0.00	100.00	100.00	100.00	90.00	0.00	0.00
250		TTSL-CDMA	0.14	0.05	99.38	0.00	0.03	0.46	0.62	99.51	0.00	0.01	0.02	100	100.00	100	97	100	100
		TTSL-GSM	0.01	0.00	98.42	0.07	0.12	0.64	2.52	96.67	0.00	0.00	0.00	100.00	100.00	99.00	97.00	100.00	0.00
251		Uninor	1.71	1.94	95.50	0.82	1.93	1.67	4.38	95.86	7.00	0.00	0.01	97.76	0.00	95.82	96.01	0.00	0.00
252		Videocon	0.02	0.00	99.26	0.48	0.10	1.40	0.00	99.16	0.00	0.00	0.01	100.00	100.00	100.00	98.37	0.00	0.00
253		Vodafone	0.03	0.16	96.48	0.76	1.91	1.47	3.90	95.25	0.00	0.01	0.00	100.00	100.00	100.00	82.74	100.00	100.00
Note:-																			
DNF- Data not in format																			
NA-Not Available																			
Idea*,Aircel# and Uninor\$ represents data only for the month of September 2011																			

Annexure 4.2: Performance of QoS Parameters for Basic (Wire-line) Service

Sl. No.	Name of Service Area	Name of Service Provider	Faults incidences (No. of faults/100 Subs./month)	Fault Repair				Rent Rebate	Mean Time to Repair (MTTR)	Call Completion Rate (CCR)	Answer to Seizure Ratio	POI		Metering and Billing				Response time to the customer for Assistance		Termination / closure of service	
				≤ 5	By next working day: ≥ 90%	For urban areas: ≥ 100%	For rural and hilly areas: ≥ 100%					Point of Interconnection (POI) Congestion (No. of POIs not meeting the benchmark)	Metering and Billing creditability - post paid	Metering and billing creditability - pre paid	Resolution of billing/charging/validity complaints	Period of applying credit/waiver/adjustment to customer's account from the date of resolution of complaints	Accessibility of call centre/customer care	Percentage of calls answered by the operators (voice to voice) within 60 seconds	%age requests for Termination/ Closure of service complied within 7 days	Time taken for refund of deposits after closures	
																					Benchmarks
1	A&N	BSNL	4.13%	85.38%	99.55%	100.00%	NIL	7.87	61.63%	NR	NR	NR	NR	NR	NR	100.00%	95.00%	NR	NR		
2	AP	BSNL	3.85%	93.25%	96.82%	99.35%	NIL	8.81	69.58%	NR	NR	NR	NR	NR	NR	94.82%	91.33%	NR	NR		
3		Bharti	2.99%	96.46%	100.00%	NA	NIL	3.26	92.44%	NA	0.00%	0.10%	NA	86.41%	92.48%	98.98%	83.50%	69.77%	100.00%		
4		TCL	2.59%	95.76%	98.94%	99.51%	NIL	6.64	95.98%	NA	0.00%	0.10%	NA	100.00%	100.00%	96.85%	90.49%	100.00%	100.00%		
5		RCOM	0.48%	100.00%	100.00%	N.A.	NIL	02:25	NR	88.37%	0.00%	0.01%	NR	100.00%	100.00%	97.20%	94.21%	100.00%	100.00%		
6	ASM	BSNL	4.08%	94.84%	98.57%	100.00%	NIL	3.51	45.60%	NR	NR	NR	NR	NR	NR	95.51%	97.67%	NR	NR		
7		TCL	0.00%	NR	NR	NR	NIL	NIL	98.61%	NA	0.00%	NIL	NA	NR	NR	99.50%	95.95%	NR	0.00%		
8	BR	BSNL	3.91%	94.93%	98.41%	99.76%	NIL	7.16	71.82%	NR	NR	NR	NR	NR	NR	93.63%	96.33%	NR	NR		
9		TCL	0.56%	100.00%	100.00%	100.00%	NIL	2.93	98.53%	NA	0.00%	NIL	NA	NR	100.00%	98.14%	95.40%	NR	0.00%		
10		RCOM	0.00%	NIL	NIL	N.A.	NIL	NIL	NR	96.79%	0.00%	NIL	NR	NA	100.00%	97.20%	94.21%	No Termination request received	100.00%		
11	CH	BSNL	2.82%	97.36%	98.57%	99.40%	NIL	7.02	83.83%	NR	NR	NR	NR	NR	NR	97.91%	92.27%	NR	NR		
12		TCL	0.10%	96.08%	98.04%	100.00%	NIL	6.09	98.94%	NA	0.00%	0.04%	NA	100.00%	100.00%	98.83%	94.56%	NR	0.00%		
13		RCOM	0.36%	100.00%	100.00%	N.A.	NIL	02:31	NR	87.60%	0.00%	0.02%	NR	100.00%	100.00%	97.20%	94.21%	100.00%	100.00%		
14	Chattishgarh	BSNL	5.68%	95.38%	99.17%	94.98%	NIL	6.18	63.86%	NR	NR	NR	NR	NR	NR	95.29%	50.33%	NR	NR		
15	DL	Bharti	2.14%	96.05%	100.00%	NA	9641	5.77	96.30%	NA	0.00%	0.09%	NA	89.32%	79.90%	94.66%	80.02%	71.09%	98.07%		
16		TCL	0.23%	85.81%	96.13%	98.71%	NIL	15.07	99.02%	NA	0.00%	0.07%	NA	100.00%	100.00%	97.11%	92.73%	100.00%	0.00%		
17		MTNL	6.06%	81.05%	90.15%	NA	NIL	7.10	54.08%	NA	0.00%	0.06%	NA	92.08%	*	98.37%	98.68%	92.42%	100.00%		
18		RCOM	0.33%	100.00%	100.00%	NA	NIL	02:22	NR	90.08%	0.00%	0.04%	NR	100.00%	100.00%	97.20%	94.21%	100.00%	100.00%		
19	GJ	BSNL	5.21%	94.75%	98.50%	99.54%	NIL	5.74	68.08%	NR	NR	NR	NR	NR	NR	99.96%	96.75%	NR	NR		
20		Bharti	1.88%	96.41%	100.00%	NA	9	4.46	91.02%	NA	0.00%	0.16%	NA	95.83%	73.24%	100.00%	96.66%	48.45%	93.33%		
21		TCL	2.02%	97.03%	99.78%	100.00%	NIL	7.58	100.00%	NA	0.00%	0.08%	NA	100.00%	100.00%	98.33%	91.98%	100.00%	100.00%		
22	RCOM	0.78%	100.00%	100.00%	N.A.	NIL	02:11	NR	83.70%	0.00%	0.04%	NR	100.00%	100.00%	97.20%	94.21%	100.00%	100.00%			
23	HP	BSNL	7.16%	85.09%	96.87%	97.21%	NIL	7.16	69.00%	NR	NR	NR	NR	NR	NR	92.56%	86.33%	NR	NR		
24		TCL	0.00%	NR	NR	NR	NIL	NIL	NA	NA	NA	NIL	NA	NR	NR	99.73%	99.33%	NR	0.00%		
25		RCOM	0.00%	NIL	NIL	NA	NIL	NIL	NR	80.72%	0.00%	NIL	NR	NA	100.00%	97.20%	94.21%	No Termination request received	100.00%		
26	HR	BSNL	4.73%	96.86%	100.00%	100.00%	NIL	6.71	76.58%	NR	NR	NR	NR	NR	NR	92.21%	94.00%	NR	NR		
27		Bharti	3.33%	98.26%	100.00%	NA	144	5.09	98.97%	NA	0.00%	0.07%	NA	84.75%	84.93%	96.13%	86.61%	25.19%	100.00%		
28		TCL	0.01%	100.00%	100.00%	100.00%	NIL	0.16	99.93%	NA	0.00%	0.08%	NA	100.00%	100.00%	98.85%	96.96%	100.00%	0.00%		
29		RCOM	0.00%	NIL	NIL	NA	NIL	NIL	NR	84.17%	0.00%	NIL	NR	NA	100.00%	97.20%	94.21%	No Termination request received	100.00%		

Annexure 4.2 (Contd.)

30	J&K	BSNL	6.98%	53.98%	69.91%	83.15%	NIL	7.92	52.20%	NR	NR	NR	NR	NR	NR	90.18%	95.00%	NR	NR
31		TCL	0.00%	NR	NR	NR	NIL	NIL	99.07%	NA	0.00%	NIL	NA	NR	NR	99.09%	97.53%	NR	0.00%
32	Jhar	BSNL	3.32%	91.07%	96.50%	98.47%	NIL	6.61	68.42%	NR	NR	NR	NR	NR	NR	91.05%	92.67%	NR	NR
33		BSNL	7.61%	85.34%	96.48%	NIL	NIL	8.25	58.18%	NR	NR	NR	NR	NR	NR	100.00%	96.66%	NR	NR
34	KOL	Bharti	2.09%	95.58%	100.00%	NA	92	6.72	93.57%	NA	0.00%	0.05%	NA	90.12%	85.61%	96.13%	81.73%	66.97%	100.00%
35		TCL	1.05%	99.37%	100.00%	100.00%	NIL	2.13	99.28%	NA	0.00%	0.05%	NA	100.00%	100.00%	99.24%	96.09%	NR	0.00%
36		RCOM	0.87%	100.00%	100.00%	NA	NIL	02:27	NR	84.92%	0.00%	0.03%	NR	100.00%	100.00%	97.20%	94.21%	100.00%	100.00%
37	KR	Bharti	2.06%	92.89%	100.00%	NA	0	4.16	93.18%	NA	0.00%	0.04%	NA	89.08%	85.80%	95.59%	89.19%	75.06%	100.00%
38		BSNL	6.80%	75.20%	88.15%	86.82%	NIL	18.78	73.15%	NR	NR	NR	NR	NR	NR	97.68%	96.51%	NR	NR
39		TCL	0.17%	100.00%	100.00%	100.00%	NIL	3.96	99.03%	NA	0.00%	0.03%	NA	100.00%	100.00%	98.29%	93.63%	NR	0.00%
40		RCOM	0.41%	100.00%	100.00%	NA	NIL	02:31	NR	83.62%	0.00%	0.01%	NR	100.00%	100.00%	97.20%	94.21%	100.00%	100.00%
41	KTK	BSNL	4.38%	94.35%	97.62%	94.26%	NIL	5.45	71.01%	NR	NR	NR	NR	NR	NR	97.95%	98.40%	NR	NR
42		Bharti	2.65%	93.13%	100.00%	NA	1	3.51	93.84%	NA	0.00%	0.11%	NA	78.11%	91.90%	95.59%	83.79%	76.70%	97.35%
43		TCL	0.52%	94.05%	96.77%	98.13%	NIL	10.37	98.76%	NA	0.00%	0.06%	NA	100.00%	100.00%	98.19%	92.02%	100.00%	100.00%
44		RCOM	0.25%	100.00%	100.00%	NA	NIL	02:28	NR	85.45%	0.00%	0.01%	NR	100.00%	100.00%	97.20%	94.21%	100.00%	100.00%
45	MH	BSNL	7.32%	78.61%	83.80%	98.55%	NIL	22.79	54.70%	NR	NR	NR	NR	NR	NR	90.44%	97.87%	NR	NR
46		Bharti	1.21%	97.43%	100.00%	NA	17	3.96	91.48%	NA	0.00%	0.25%	NA	96.60%	80.37%	100.00%	96.80%	80.20%	100.00%
47		TCL	0.70%	91.00%	100.00%	NIL	NIL	7.08	93.56%	NA	NA	0.02%	NA	91.00%	100.00%	91.08%	79.90%	100.00%	100.00%
48		RCOM	0.25%	100.00%	100.00%	NA	NIL	02:07	NR	85.75%	0.00%	0.02%	NR	100.00%	100.00%	97.20%	94.21%	100.00%	100.00%
49	MP	BSNL	3.38%	96.31%	99.68%	100.00%	NIL	4.03	69.03%	NR	NR	NR	NR	NR	NR	96.31%	95.00%	NR	NR
50		Bharti	7.03%	92.55%	96.12%	NA	1395	6.83	86.05%	NA	0.00%	0.24%	NA	93.55%	88.29%	94.84%	91.55%	58.41%	83.49%
51		TCL	0.00%	NR	NR	NR	NIL	NIL	100.00%	NA	0.00%	0.03%	NA	100.00%	NR	99.01%	95.06%	100.00%	0.00%
52		RCOM	1.24%	100.00%	100.00%	NR	NIL	02:07	NR	87.51%	0.00%	0.08%	NR	100.00%	100.00%	97.20%	94.21%	100.00%	100.00%
53	MUM	Bharti	1.03%	95.08%	100.00%	NA	103	5.14	91.79%	NA	0.00%	0.19%	NA	96.75%	77.59%	97.25%	95.55%	78.50%	88.89%
54		TCL	0.70%	92.36%	100.00%	NIL	NIL	6.23	95.10%	NA	NA	0.04%	NA	86.56%	95.00%	90.94%	77.54%	100.00%	100.00%
55		MTNL	10.89%	84.49%	92.71%	NA	NIL	20.13	56.35%	56.00%	0.00%	0.04%	NA	100.00%	100.00%	97.98%	97.98%	96.20%	100.00%
56		RCOM	0.19%	100.00%	100.00%	NA	NIL	02:34	NR	83.33%	0.00%	0.05%	NR	100.00%	100.00%	97.20%	94.21%	100.00%	100.00%
57	NE	TCL	0.00%	NR	NR	NR	NIL	NIL	NA	NA	NA	NIL	NA	NR	NR	96.14%	92.34%	NR	0.00%
58	NE - I	BSNL	4.63%	95.28%	99.88%	100.00%	NIL	7.64	62.62%	NR	NR	NR	NR	NR	NR	97.00%	93.33%	NR	NR
59	NE - II	BSNL	2.16%	97.60%	100.00%	100.00%	NIL	7.25	57.03%	NR	NR	NR	NR	NR	NR	95.73%	99.67%	NR	NR
60	OR	BSNL	4.23%	95.46%	99.95%	100.00%	NIL	7.43	66.92%	NR	NR	NR	NR	NR	NR	95.47%	95.33%	NR	NR
61		TCL	0.32%	100.00%	100.00%	100.00%	NIL	2.10	99.89%	NA	0.00%	0.08%	NA	100.00%	NR	99.40%	96.45%	NR	0.00%
62		RCOM	0.00%	NIL	NIL	NA	NIL	NIL	NR	92.03%	0.00%	NIL	NR	NA	100.00%	97.20%	94.21%	No Termination request received	100.00%
63		PB	BSNL	4.16%	96.32%	98.79%	99.74%	NIL	5.94	71.24%	NR	NR	NR	NR	NR	NR	95.09%	91.00%	NR
64	Bharti		2.82%	98.14%	100.00%	NA	574	6.26	95.97%	NA	0.00%	0.07%	NA	88.48%	82.71%	96.13%	82.84%	68.74%	99.02%
65	TCL		0.31%	100.00%	100.00%	100.00%	NIL	2.89	99.50%	NA	0.00%	0.06%	NA	100.00%	100.00%	99.08%	96.72%	NR	0.00%
66	HFCL		6.38%	73.37%	92.39%	NR	NIL	16.53	55.58%	NA	NA	0.04%	NA	100.00%	100.00%	100.00%	93.00%	100.00%	100.00%
67	RCOM		0.67%	100.00%	100.00%	NA	NIL	02:16	NR	91.98%	0.00%	0.04%	NR	100.00%	100.00%	97.20%	94.21%	100.00%	100.00%

Annexure 4.2 (Contd.)

68	RAJ	Sistema	4.55%	94.73%	100.00%	100.00%	NIL	5.94	97.60%	NA	NIL	0.09%	NIL	100.00%	100.00%	NR	90.67%	100.00%	100.00%
69		BSNL	4.66%	96.51%	99.10%	99.95%	NIL	6.24	70.45%	NR	NR	NR	NR	NR	NR	92.66%	90.67%	NR	NR
70		Bharti	1.37%	98.53%	100.00%	NA	29	4.04	94.62%	NA	0.00%	0.05%	NA	85.81%	84.21%	96.13%	82.62%	54.02%	100.00%
71		TCL	0.00%	NR	NR	NR	NIL	NIL	100.00%	NA	0.00%	0.02%	NA	100.00%	100.00%	98.72%	95.76%	NR	0.00%
72		RCOM	0.39%	100.00%	100.00%	NA	NIL	02:36	NR	89.91%	0.00%	0.05%	NR	100.00%	100.00%	97.20%	94.21%	100.00%	100.00%
73	TN	BSNL	3.06%	92.52%	99.13%	99.88%	NIL	5.11	78.68%	NR	NR	NR	NR	NR	NR	95.11%	98.67%	NR	NR
74		Bharti	2.81%	92.25%	100.00%	NA	2	3.97	93.95%	NA	0.00%	0.08%	NA	79.17%	94.04%	97.00%	89.49%	67.92%	96.82%
75		TCL	0.06%	100.00%	100.00%	100.00%	NIL	10.27	98.94%	NA	0.00%	NIL	NA	NR	100.00%	NR	NR	100.00%	0.00%
76		RCOM	0.91%	100.00%	100.00%	NA	NIL	02:31	NR	80.43%	0.00%	0.02%	NR	100.00%	100.00%	97.20%	94.21%	100.00%	100.00%
77	UP-E	BSNL	3.33%	93.95%	99.28%	98.73%	NIL	6.38	70.36%	NR	NR	NR	NR	NR	NR	91.02%	88.33%	NR	NR
78		Bharti	2.28%	97.71%	100.00%	NA	1222	5.23	99.80%	NA	0.00%	0.05%	NA	90.22%	82.63%	100.00%	79.77%	66.15%	96.67%
79		TCL	4.07%	99.62%	100.00%	100.00%	NIL	0.93	99.83%	NA	0.00%	0.01%	NA	100.00%	NR	98.61%	96.13%	NR	0.00%
80		RCOM	1.32%	100.00%	100.00%	NA	NIL	02:24	NR	92.55%	0.00%	0.08%	NR	100.00%	100.00%	97.20%	94.21%	100.00%	100.00%
81	UP-W	BSNL	5.05%	94.30%	99.53%	99.95%	NIL	6.17	70.87%	NR	NR	NR	NR	NR	NR	96.65%	100.00%	NR	NR
82		Bharti	2.57%	96.06%	100.00%	NA	188	5.42	91.27%	NA	0.00%	0.10%	NA	83.28%	78.77%	100.00%	93.98%	25.97%	91.67%
83		TCL	0.01%	100.00%	100.00%	100.00%	NIL	1.42	100.00%	NA	0.00%	0.01%	NA	100.00%	NR	98.74%	96.12%	NR	0.00%
84		RCOM	0.00%	NIL	NIL	NA	NIL	NIL	NR	88.58%	0.00%	NIL	NR	NA	100.00%	97.20%	94.21%	No Termination request received	100.00%
85	UTT	BSNL	5.73%	91.31%	96.90%	99.81%	NIL	4.51	73.57%	NR	NR	NR	NR	NR	NR	91.92%	89.00%	NR	NR
86	WB	BSNL	5.32%	92.10%	93.43%	92.65%	NIL	9.58	60.87%	NR	NR	NR	NR	NR	NR	93.24%	92.67%	NR	NR
87		TCL	0.00%	NR	NR	NR	NIL	NIL	NR	NA	NA	0.03%	NA	100.00%	NR	98.67%	95.29%	NR	0.00%
88		RCOM	0.00%	NIL	NIL	NR	NIL	NIL	NR	76.00%	0.00%	NIL	NR	NA	100.00%	97.20%	94.21%	No Termination request received	100.00%

Benchmark not met

NR - Data Not Reported

NA - Not Applicable

* NOTE : M/s MTNL (Delhi), for the parameter "Period of applying credit/ waiver/ adjustment to customer's account from the date of resolution of complaints" has informed that the credit is given in the next billing cycle.

Annexure 4.3: Quality of Service Performance of Broadband Service Providers

Sl. No.	Service Operators	Service Provisioning		Faults Repair			Billing Performance				Response Time to the Customer for assistance		Bandwidth utilisation/throughput					Packet Loss	Network latency (for wired broadband access)		
		%age of connections provided within 15 days of registration of demand	% of faults repaired by next working day (>90%)	% of faults repaired within 3 working day	Rent Rebate	%age of bills disputed	%age of billing complaints resolved within 4 weeks	%age of cases to whom refund of deposits is made within 60 days of closures	%age of calls answered by operator (Voice to voice) within 60 sec	%age of calls answered by operator (Voice to voice) within 90 sec	No. of Intra network links having Bandwidth utilisation >90% during peak hours (TCBH)	No. of Upstream links for International connectivity having bandwidth utilisation >90% during peak hours (TCBH)	% International bandwidth utilization during peak hours (TCBH) (Enclose MRTG) <90%	Broadband Connection Speed available (download) from ISP node to user	Service availability /uptime (for all users) in %age	Packet loss (for wired broadband access) in %age	User reference point at POP/ISP Gateway node to IGSP/NIXI	User reference point at ISP Gateway node to International nearest NAP port abroad (terrestrial)	User reference point at ISP Gateway node to International nearest NAP port abroad (satellite)		
		100%	>90%	>99%	in nos.	<2%	100%	100% within 60 days	>60%	>80%	0	0	<90%	>80%	>98%	<1%	<120 ms	<350 ms	<800 ms		
1	BSNL																				
1.1	Andhra Pradesh	98.80%	92.50%	99.60%	37	0.60%	99.95%	99.97%	86.80%	94.90%											
1.2	Assam	100.00%	87.10%	93.40%	0	0.10%	100.00%	100.00%	84.60%	92.00%											
1.3	Bihar	100.00%	91.40%	99.30%	0	0.10%	100.00%	100.00%	100.00%	100.00%											
1.4	Chhattisgarh	100.00%	93.10%	99.80%	152	0.10%	100.00%	100.00%	80.60%	91.60%											
1.5	Chennai	100.00%	95.30%	100.00%	0	0.30%	100.00%	100.00%	96.20%	100.00%											
1.6	Gujrat	100.00%	94.80%	99.60%	198	0.00%	100.00%	100.00%	81.90%	90.70%											
1.7	Haryana	100.00%	94.90%	99.80%	177	0.10%	100.00%	100.00%	85.90%	93.70%											
1.8	Himachal Pradesh	100.00%	93.70%	99.90%	0	0.00%	100.00%	100.00%	84.60%	92.90%											
1.9	Jammu & Kashmir	100.00%	94.30%	98.00%	0	0.10%	100.00%	100.00%	76.90%	90.50%											
1.10	Jharkhand	100.00%	94.00%	100.00%	0	0.30%	100.00%	100.00%	82.90%	91.90%											
1.11	Karnataka	99.90%	93.80%	99.30%	666	0.10%	100.00%	100.00%	86.40%	95.80%											
1.12	Kerala	100.00%	92.00%	99.60%	72	0.40%	100.00%	100.00%	77.40%	90.60%											
1.13	Kolkata	100.00%	86.70%	99.90%	0	0.20%	100.00%	100.00%	95.90%	100.00%											
1.14	Maharashtra	99.60%	92.20%	99.80%	2070	0.10%	99.98%	99.80%	83.90%	92.50%											
1.15	Madhya Pradesh	100.00%	96.00%	100.00%	16	0.10%	100.00%	100.00%	89.60%	94.60%											
1.16	North East I	100.00%	95.60%	100.00%	7	0.10%	100.00%	100.00%	89.10%	93.80%											
1.17	North East II	100.00%	96.60%	100.00%	0	0.10%	100.00%	100.00%	82.20%	92.60%											
1.18	Orissa	100.00%	93.10%	100.00%	22	0.10%	100.00%	100.00%	87.30%	96.00%											
1.19	Punjab	99.99%	94.20%	99.60%	306	0.10%	100.00%	100.00%	78.90%	91.30%											
1.20	Rajasthan	100.00%	95.30%	100.00%	0	0.20%	100.00%	100.00%	84.80%	94.50%											
1.21	Tamil Nadu	100.00%	92.90%	100.00%	0	0.10%	100.00%	100.00%	91.50%	97.20%											
1.22	Uttaranchal	99.97%	93.40%	100.00%	34	0.00%	99.90%	99.99%	93.10%	96.50%											
1.23	UP East	100.00%	94.60%	100.00%	246	0.20%	100.00%	100.00%	86.90%	94.30%											
1.24	UP West	100.00%	93.60%	99.30%	66	0.70%	100.00%	100.00%	78.70%	88.70%											
1.25	West Bengal	97.40%	93.50%	98.60%	77	0.20%	100.00%	100.00%	86.90%	95.60%											
1.26	A&N	100.00%	91.40%	100.00%	0	0.00%	100.00%	100.00%	76.70%	91.70%											
2	MTNL																				
2.1	Delhi	81.34%	61.11%	76.33%	18062	0.14%	97.96%	100.00%	99.67%	99.82%	0	0.67	81.60%	95.00%	99.77%	C/DNF	C/DNF	C/DNF	NA		
2.2	Mumbai	NR	NR	NR	NR	NR	NR	NR	NR	NR	NR	NR	NR	NR	NR	NR	NR	NR	NR		

Annexure 4.3 (Contd.)

3	Bharti Airtel Ltd.																		
3.1	Andhra Pradesh	100.00%	94.26%	99.60%	9	0.07%	100.00%	100.00%	90.46%	93.87%	0	0	0.16%	103.68%	100.00%	0.00%	72	284	NA
3.2	Delhi	100.00%	96.99%	99.33%	2272	0.05%	100.00%	100.00%	86.25%	91.68%	0	0	0.51%	100.00%	99.91%	0.00%	26	3.13	NA
3.3	Gujarat	100.00%	98.56%	99.61%	26	0.08%	100.00%	100.00%	90.76%	94.50%	0	NA	0.75%	99.00%	99.95%	0.01%	49	43.63	NA
3.4	Haryana	100.00%	97.53%	99.38%	29	0.04%	100.00%	100.00%	87.93%	93.15%	0	NA	NA	100.00%	100.00%	0.00%	36	3	NA
3.5	Karnataka	100.00%	94.69%	99.68%	23	0.08%	100.00%	100.00%	82.01%	87.50%	0	0	0.62%	103.34%	99.98%	0.00%	84	279	NA
3.6	Kerala	100.00%	93.56%	100.00%	15	0.02%	100.00%	100.00%	85.03%	88.63%	0	NA	NA	101.63%	99.89%	0.00%	95	312.33	NA
3.7	Kolkata	100.00%	95.87%	99.33%	47	0.03%	100.00%	100.00%	87.61%	93.19%	0	0	0.66%	100.00%	99.99%	0.00%	25	3.33	NA
3.8	Madhya Pradesh & CG	100.00%	96.69%	99.15%	390	0.07%	100.00%	100.00%	90.24%	94.13%	0	0	0.70%	99.00%	99.85%	0.00%	74	73.83	NA
3.9	Maharashtra	100.00%	98.61%	99.59%	18	0.09%	100.00%	100.00%	89.40%	93.09%	0	NA	0.49%	99.00%	99.94%	0.00%	59	54	NA
3.10	Mumbai	100.00%	97.70%	99.43%	38	0.05%	100.00%	100.00%	91.03%	94.54%	NA	0	0.62%	99.00%	99.86%	0.00%	55	49.83	NA
3.11	Punjab	100.00%	98.23%	99.59%	332	0.06%	100.00%	100.00%	88.40%	93.90%	0	0	0.73%	100.00%	99.99%	0.00%	31	8.26	NA
3.12	Rajasthan	100.00%	98.31%	100.00%	19	0.01%	100.00%	100.00%	88.09%	93.41%	0	NA	NA	100.00%	99.97%	0.00%	17	3	NA
3.13	Tamilnadu	100.00%	92.38%	100.00%	26	0.13%	100.00%	100.00%	63.53%	70.02%	0	0	0.52%	114.71%	99.98%	0.00%	63	285.67	NA
3.14	UP - East	100.00%	97.98%	99.55%	108	0.05%	100.00%	100.00%	87.20%	92.89%	0	NA	NA	100.00%	99.96%	0.00%	13	3	NA
3.15	UP - West	100.00%	96.93%	99.28%	199	0.06%	100.00%	100.00%	97.27%	98.62%	0	NA	NA	100.00%	99.96%	0.00%	29	3	NA
4	Hathway																		
4.1	Andhra Pradesh	100.00%	97.00%	99.00%	295	1.97%	100.00%	100.00%	88.00%	92.00%	0	0	86.00%	85.00%	100.00%	0.98%	80	310	NA
4.2	Delhi	100.00%	94.00%	97.00%	147	1.78%	100.00%	100.00%	69.00%	79.00%	0	0	88.00%	85.00%	97.00%	0.99%	12	287	NA
4.3	Gujarat	100.00%	87.00%	99.07%	0	0.00%	100.00%	100.00%	88.00%	96.00%	0	0	84.00%	85.00%	99.00%	0.97%	55	250	NA
4.4	Haryana	100.00%	DNF	DNF	0	0.00%	NA	NA	DNF	DNF	43	DNF	NA	85.00%	100.00%	0.99%	10	295	NA
4.5	Karnataka	100.00%	92.00%	99.00%	703	1.84%	100.00%	100.00%	75.00%	81.00%	0	0	86.00%	85.00%	100.00%	0.98%	80	320	NA
4.6	Maharashtra	99.62%	89.00%	97.10%	5002	0.95%	100.00%	100.00%	52.00%	81.00%	0	0	88.00%	85.00%	99.00%	0.98%	20	275	NA
4.7	Punjab	100.00%	88.00%	94.00%	64	1.24%	100.00%	100.00%	99.00%	NA	NR	0	86.00%	85.00%	99.25%	0.97%	80	290	NA
4.8	Goa	100.00%	90.00%	99.00%	0	0.00%	NA	DNF	100.00%	100.00%	0	0	88.00%	90.00%	99.00%	0.98%	50	250	NA
4.9	Uttar Pradesh	100.00%	97.00%	98.00%	9	1.02%	100.00%	100.00%	DNF	DNF	NR	NA	90.00%	85.00%	98.00%	0.98%	26	290	NA
4.10	Chhatisgarh	100.00%	100.00%	100.00%	0	1.06%	100.00%	100.00%	100.00%	NA	0	0	87.00%	85.00%	100.00%	0.98%	10	310	NA
5	SIFY																		
	All India	99.71%	89.30%	98.02%	1180	0.00%	0.00%	0.00%	93.56%	95.67%	0	0	84.19%	DNF	100.00%	0.00%	42	242	NR
6	Quadrant Televentures Ltd.(Formerly HFCL Infotel Ltd.)																		
	Punjab	99.82%	95.06%	98.84%	45	0.03%	100.00%	100.00%	88.00%	92.00%	0	0	67.00%	200.00%	99.75%	0.00%	80	300	NA
7	Tata Teleservices (Maharashtra) Ltd.																		
	Maharashtra & Goa	100.00%	91.71%	100.00%	NR	0.67%	98.00%	98.00%	84.88%	91.59%	NR	NR	55.00%	87.19%	99.94%	0.00%	73	209	NA
8	Beam Cables																		
	Hyderabad	97.00%	87.66%	DNF	946	DNF	100.00%	NA	64.00%	80.33%	0	0	71.00%	80.00%	99.00%	1.00%	100	300	NA
9	Alliance Broadband																		
	Kolkata	100.00%	99.00%	100.00%	0	0.09%	100.00%	NA	98.00%	99.00%	7	0	NR	DNF	99.00%	1.00%	NA	NA	NA

Annexure 4.3 (Contd.)

10	Broadband Pacenet India Private Ltd.																		
10.1	Mumbai	100.00%	94.00%	100.00%	3	0.00%	NR	NR	75.00%	100.00%	0	0	83.00%	DNF	92.00%	1.00%	50	280	NA
10.2	Mumbai-Pune	100.00%	97.00%	100.00%	3	NR	NR	NA	80.00%	100.00%	0	0	59.00%	DNF	92.00%	1.00%	50	280	NA
10.3	All India	100.00%	93.00%	99.50%	0	0.00%	NA	NA	75.00%	100.00%	0	0	53.00%	DNF	97.00%	1.00%	75	310	NA
10.4	Madhya Pradesh	100.00%	94.00%	100.00%	5	0.00%	100.00%	NA	100.00%	NA	0	0	53.00%	DNF	92.00%	1.00%	50	280	NA
10.5	Gujarat	100.00%	96.00%	100.00%	0	0.00%	100.00%	NA	95.00%	100.00%	0	0	82.50%	DNF	93.00%	1.00%	50	280	NA
10.6	Rajasthan	100.00%	98.00%	100.00%	0	0.00%	NA	NA	99.00%	100.00%	0	0	61.67%	DNF	92.00%	1.00%	50	280	NA
11	Tikona Digital Networks																		
	All India	100.00%	89.13%	90.94%	NR	2.58%	95.43%	100.00%	62.67%	68.33%	1	1	71.28%	97.00%	99.94%	NR	NR	NR	NR
12	Asianet Satellite Communications Ltd.																		
	Kerala	88.55%	91.17%	99.27%	NR	1.28%	99.91%	100.00%	NR	NR	0	0	72.30%	90.00%	99.00%	1.00%	50	270	NA
13	Zylog Systems(India)Ltd.																		
13.1	ROTN	100.00%	87.00%	96.00%	72	NR	100.00%	100.00%	100.00%	NR	0	0	82.00%	90.00%	99.70%	NA	44	300	NA
13.2	Chennai	100.00%	77.00%	81.00%	55	NR	100.00%	100.00%	100.00%	NR	0	0	83.00%	90.00%	99.60%	NA	44	300	NA
13.3	Andhra Pradesh	100.00%	94.00%	98.00%	55	NR	100.00%	100.00%	100.00%	NR	0	0	84.00%	90.00%	99.60%	NA	44	300	NA
13.4	Karnataka	100.00%	93.00%	98.00%	13	NR	100.00%	100.00%	100.00%	NR	0	0	81.00%	90.00%	99.50%	NA	44	300	NA
13.5	Punjab	100.00%	93.00%	98.00%	151	NR	100.00%	100.00%	100.00%	NR	0	0	82.00%	90.00%	99.70%	NA	44	300	NA
13.6	Gujarat	100.00%	95.00%	99.00%	2	NR	100.00%	100.00%	100.00%	NR	0	0	82.00%	90.00%	99.70%	NA	44	300	NA
14	IndusInd Media & Communications Ltd. (Broadband Division)																		
	All India	100.00%	97.00%	99.00%	47	0.00%	100.00%	NA	100.00%	100.00%	0	2	77.02%	80.00%	98.00%	5.00%	45	260	NA
15	Rajesh Multichannel Pvt. Ltd.																		
	Mumbai	18.00%	98.00%	NR	0	0.00%	100.00%	NA	93.00%	85.00%	0	NR	96.00%	NR	96.00%	NR	NR	NR	NR
16	Chandranet Pvt. Ltd.																		
	Gujarat	98.54%	92.08%	99.97%	54	NR	DNF	DNF	86.80%	99.32%	0	1.5	90.00%	95.00%	95.00%	NR	NR	NR	NR
17	Gujarat Teelink Pvt. Ltd.																		
	Gujarat	93.78%	95.00%	97.00%	127	0.00%	NA	NA	97.00%	96.00%	NA	0	NR	NR	NR	1.00%	NR	300	NA
18	Syscon Infoway Pvt Ltd.																		
	Mumbai	94.00%	97.00%	100.00%	0	0.00%	100.00%	NA	96.00%	90.00%	0	4	97.00%	NR	99.00%	NR	NR	NR	NR
19	D-Vois Broadband																		
	All India	100.00%	94.46%	99.55%	NR	NR	NR	NR	NR	NR	0	0	0.00%	90.00%	99.99%	0.10%	NR	NR	NR
20	Wish Net Private Ltd																		
	Kolkata	100.00%	98.92%	100.00%	0	0.10%	100.00%	NA	81.67%	97.33%	0	0	70.48%	DNF	99.00%	1.00%	NA	NA	NA

Annexure 4.3 (Contd.)

21	Tata Communications																				
21.1	Andhra Pradesh	99.25%	98.00%	100.00%	1884	0.00%	100.00%	100.00%	93.10%	94.46%	0	0	45.43%	91.85%	0.54%	50	269	DNF	0	99.00%	NA
21.2	Assam	0.00%	100.00%	100.00%		NA	NA	NA										DNF	0	100.00%	NA
21.3	Delhi & NCR	100.00%	97.00%	99.00%		0.00%	100.00%	100.00%										DNF	0	100.00%	NA
21.4	Gujarat & Daman & Du	100.00%	95.00%	99.00%		0.00%	100.00%	100.00%										DNF	0	99.00%	NA
21.5	Haryana	100.00%	100.00%	100.00%		NA	NA	NA										DNF	0	100.00%	NA
21.6	Himachal Pradesh	NA	75.00%	75.00%		NA	NA	NA										DNF	0	100.00%	NA
21.7	Jammu & Kashmir	NA	67.00%	100.00%		NA	NA	NA										DNF	0	100.00%	NA
21.8	Karnataka	100.00%	99.00%	100.00%		0.00%	100.00%	100.00%										DNF	0	100.00%	NA
21.9	Kerala & Lakshadweep	100.00%	98.00%	99.00%		0.00%	100.00%	100.00%										DNF	0	98.00%	NA
21.10	Madhpa Pradesh & Chhattisgarh	100.00%	93.00%	99.00%		NA	NA	NA										DNF	0	100.00%	NA
21.11	Maharashtra & Goa	100.00%	98.00%	99.00%		0.00%	100.00%	100.00%										DNF	0	98.00%	NA
21.12	Mumbai	100.00%	81.00%	89.00%		0.00%	100.00%	100.00%										DNF	0	98.00%	NA
21.13	North eastern	NA	0.00%	50.00%		NA	NA	NA										DNF	0	100.00%	NA
21.14	Orissa	NA	88.00%	94.00%		NA	NA	NA										DNF	0	100.00%	NA
21.15	Punjab	98.00%	99.00%	99.00%		NA	NA	33.00%										DNF	0	100.00%	NA
21.16	Rajasthan	98.00%	97.00%	98.00%		NA	NA	33.00%										DNF	0	100.00%	NA
21.17	Tamil Nadu & Pondicherry	100.00%	87.00%	96.00%		0.00%	100.00%	100.00%										DNF	0	95.00%	NA
21.18	Uttar Pradesh - East	NA	99.00%	99.00%		NA	NA	NA										DNF	0	100.00%	NA
21.19	Uttar Pradesh - West	100.00%	98.00%	99.00%		NA	NA	NA										DNF	0	100.00%	NA
21.20	West Bengal	NA	NR	NR		NA	NA	NA										DNF	0	100.00%	NA
21.21	Kolkata	100.00%	94.00%	98.00%		0.00%	100.00%	100.00%										DNF	0	99.00%	NA
21.22	Bihar & Jharkhand	NA	94.00%	96.00%		NA	NA	NA										DNF	0	100.00%	NA
22	Ortel Communications																				
	Orissa ^a	100.00%	91.03%	100.00%	0	NA	NA	NA	100.00%	100.00%	0	0	68.85%	95.66%	94.24%	o	59	169.33	NA		
23	Reliance Communications																				
	All India	100.00%	100.00%	100.00%	0	0.11%	100.00%	100.00%	93.00%	95.00%	0	0	48.97%	90.00%	99.69%	1.00%	DNF	DNF	NA		
24	You Broadband																				
24.1	All India	100.00%	78.65%	90.49%	3215	1.05%	100.00%	100.00%	82.17%	87.33%	NA	0	75.50%	89.66%	98.61%	0.00%	12	255	NA		
24.2	Maharashtra	100.00%	80.98%	94.71%	959	1.29%	100.00%	100.00%	80.67%	86.33%	NA	0	78.87%	91.64%	98.36%	0.00%	19	263	NA		
24.3	Gujarat	100.00%	81.00%	95.00%	1461	0.62%	100.00%	100.00%	82.33%	87.67%	NA	0	73.70%	89.12%	98.80%	0.00%	12	249	NA		
24.4	Karnataka	100.00%	74.00%	89.00%	248	1.20%	100.00%	100.00%	81.33%	86.67%	NA	0	64.91%	90.01%	98.55%	0.00%	7	237	NA		
24.5	Tamilnadu	100.00%	82.00%	97.00%	111	0.95%	100.00%	100.00%	83.00%	88.00%	NA	0	77.38%	88.12%	98.61%	0.00%	8	254	NA		
24.6	Haryana	100.00%	84.00%	97.00%	83	1.32%	100.00%	100.00%	82.33%	87.33%	NA	0	74.44%	88.62%	98.54%	0.00%	4	251	NA		
24.7	Andhra Pradesh	100.00%	81.00%	96.00%	353	1.16%	100.00%	100.00%	83.33%	88.00%	NA	0	74.31%	89.59%	98.52%	0.00%	13	269	NA		
		DNF = Data not as per Format				NR = Data not reported by the Service Provider						NA = Not Applicable			C/DNF = Complied the parameter but Data is not in the required format						

Annexure 5.1: List of Permitted TV Channels

As on 30/9/2011

Sr.No	Name of Channel	Name of Company	Type of Channel	Permitted For Uplink/ Downlink	Language of Channel	Date of Permission
1	AAJ TAK	TV TODAY NETWORK LIMITED	NEWS	UPLINKING	ENGLISH/ INDIAN LANGUAGES	04/12/2000
2	JAIN TV	JAIN STUDIOS LIMITED	NEWS	UPLINKING	HINDI/ ENGLISH	04/01/2001
3	SUN TV	SUN TV NETWORK LIMITED	NEWS	UPLINKING	ENGLISH/ ALL INDIAN LANGUAGES	26/03/2001
4	SUN NEWS	SUN TV NETWORK LIMITED	NEWS	UPLINKING	ENGLISH/ ALL INDIAN LANGUAGES	26/03/2001
5	SURYA TV	SUN TV NETWORK LIMITED	NEWS	UPLINKING	ENGLISH/ ALL INDIAN LANGUAGES	26/03/2001
6	CHUTTI TV	SUN TV NETWORK LIMITED	NEWS	UPLINKING	ENGLISH/ ALL INDIAN LANGUAGES	26/03/2001
7	SUN MUSIC	SUN TV NETWORK LIMITED	NEWS	UPLINKING	ENGLISH/ ALL INDIAN LANGUAGES	26/03/2001
8	ADITHYA TV	SUN TV NETWORK LIMITED	NEWS	UPLINKING	ENGLISH/ ALL INDIAN LANGUAGES	26/03/2001
9	KIRAN TV	SUN TV NETWORK LIMITED	NEWS	UPLINKING	ENGLISH/ ALL INDIAN LANGUAGES	26/03/2001
10	UDAYA CO	SUN TV NETWORK LIMITED	NEWS	UPLINKING	ENGLISH/ ALL INDIAN LANGUAGES	26/03/2001
11	KUSHI TV	SUN TV NETWORK LIMITED	NEWS	UPLINKING	ENGLISH/ ALL INDIAN LANGUAGES	26/03/2001
12	CHINTU TV	SUN TV NETWORK LIMITED	NEWS	UPLINKING	ENGLISH/ ALL INDIAN LANGUAGES	26/03/2001
13	K TV	SUN TV NETWORK LIMITED	NEWS	UPLINKING	BANGLA/ ENGLISH/ ALL INDIAN LANGUAGES	26/03/2001
14	JAYA TV	MAVIS SATCOM LIMITED	NEWS	UPLINKING	TAMIL	29/03/2001
15	RAJ TV	RAJ TELEVISION NETWORK LIMITED	NEWS	UPLINKING	TAMIL	29/03/2001
16	RAJ DIGITAL PLUS	RAJ TELEVISION NETWORK	NON-NEWS	UPLINKING	TAMIL	29/03/2001
17	UDAYA TV	SUN TV NETWORK LIMITED	NEWS	UPLINKING	ENGLISH/ ALL INDIAN LANGUAGES	10/04/2001
18	UDAYA M	SUN TV NETWORK LIMITED	NEWS	UPLINKING	ENGLISH/ ALL INDIAN LANGUAGES	10/04/2001
19	AKASH B	SKY B (BANGLA) PRIVATE LIMITED	NEWS	UPLINKING	BENGALI	12/04/2001
20	ETV TELUGU	USHODAYA ENTERPRISES PRIVATE LIMITED	NEWS	UPLINKING	TELUGU	06/06/2001
21	ETV BENGALI	USHODAYA ENTERPRISES PRIVATE LIMITED	NEWS	UPLINKING	BENGALI	06/06/2001

Annexure 5.1 (Contd.)

Sr.No	Name of Channel	Name of Company	Type of Channel	Permitted For Uplink/ Downlink	Language of Channel	Date of Permission
22	ETV MARATHI	USHODAYA ENTERPRISES PRIVATE LIMITED	NEWS	UPLINKING	MARATHI	06/06/2001
23	ETV KANNADA	USHODAYA ENTERPRISES PRIVATE LIMITED	NEWS	UPLINKING	KANNADA	06/06/2001
24	ETV ORIYA	USHODAYA ENTERPRISES PRIVATE LIMITED	NEWS	UPLINKING	ORIYA	06/06/2001
25	ETV GUJARATI	USHODAYA ENTERPRISES PRIVATE LIMITED	NEWS	UPLINKING	GUJARATI	06/06/2001
26	ETV URDU	USHODAYA ENTERPRISES PRIVATE LIMITED	NEWS	UPLINKING	URDU	06/06/2001
27	TMG ENTER	TECHNOLOGY MEDIA GROUP PRIVATE LIMITED	NON-NEWS	UPLINKING	MULTILINGUAL	14/06/2001
28	SPLASH TV	MAYAJAAL ENTERTAINMENT LIMITED	NON-NEWS	UPLINKING	ENGLISH/ ALL INDIAN LANGUAGES	15/06/2001
29	ASIANET NEWS	ASIANET NEWS PRIVATE LIMITED	NEWS	UPLINKING	MALAYALAM	19/06/2001
30	ASIANET	ASIANET COMMUNICATIONS LIMITED	NON-NEWS	UPLINKING	MALAYALAM	18/07/2001
31	ETV UTTER PRADESH UTTARANCHAL	USHODAYA ENTERPRISES PRIVATE LIMITED	NEWS	UPLINKING	HINDI	20/11/2001
32	ETV M CHATTISGARH	USHODAYA ENTERPRISES PRIVATE LIMITED	NEWS	UPLINKING	HINDI	20/11/2001
33	ETV RAJASTHAN	USHODAYA ENTERPRISES PRIVATE LIMITED	NEWS	UPLINKING	HINDI	20/11/2001
34	ETV BIHAR JHARKHAND	USHODAYA ENTERPRISES PRIVATE LIMITED	NEWS	UPLINKING	HINDI	20/11/2001
35	ETV NEWS BANGLA(ETV PUNJABI)	USHODAYA ENTERPRISES PRIVATE LIMITED	NEWS	UPLINKING	PUNJABI	20/11/2001
36	ETV NEWS MARATHI(ETV TAMIL)	USHODAYA ENTERPRISES PRIVATE LIMITED	NEWS	UPLINKING	TAMIL	20/11/2001

Annexure 5.1 (Contd.)

Sr.No	Name of Channel	Name of Company	Type of Channel	Permitted For Uplink/ Downlink	Language of Channel	Date of Permission
37	ETV NEWS KANNADA(ETV ASSAM)	USHODAYA ENTERPRISES PRIVATE LIMITED	NEWS	UPLINKING	ASSAM	20/11/2001
38	ETV NEWS GUJARATI (ETV MALAYALAM)	USHODAYA ENTERPRISES PRIVATE LIMITED	NEWS	UPLINKING	MALAYALAM	20/11/2001
39	PUNJAB TODAY	STV ENTERPRISES LIMITED	NEWS	UPLINKING	PUNJABI/HINDI	05/12/2001
40	ZEE MARATHI NEWS	ZEE NEWS LTD.	NEWS	UPLINKING	MARATHI	06/12/2001
41	ZEE CINEMALU	ZEE NEWS LTD.	NEWS	UPLINKING	TELUGU	06/12/2001
42	ZEE BANGLA NEWS	ZEE NEWS LTD.	NEWS	UPLINKING	BANGLA	06/12/2001
43	ZEE PUNJABI NEWS	ZEE NEWS LTD.	NEWS	UPLINKING	PUNJABI	06/12/2001
44	ZEE NEWS	ZEE NEWS LTD.	NEWS	UPLINKING	HINDI	06/12/2001
45	ZING	ZEE ENTERTAINMENT ENTERPRISES LIMITED	NON-NEWS	UPLINKING	HINDI	06/12/2001
46	KAIRALI	MALAYALAM COMMUNICATIONS LIMITED	NEWS	UPLINKING	MALAYALAM	01/01/2002
47	ETC-HINDI	ENTERTAINMENT TELEVISION NETWORK PVT. LTD.	NON-NEWS	UPLINKING	HINDI	05/02/2002
48	ETC-PUNJABI	ENTERTAINMENT TELEVISION NETWORK PVT. LTD.	NON-NEWS	UPLINKING	PUNJABI	05/02/2002
49	MAA TV	MAA TELEVISION NETWORK LIMITED	NEWS	UPLINKING	TELUGU	09/04/2002
50	WIN TV	DIKSAT TRANSWORLD LIMITED	NEWS	UPLINKING	TAMIL	11/04/2002
51	SAHARA TV	SAHARA INDIA COMMERCIAL CORPORATION LIMITED	NEWS	UPLINKING	HINDI	10/05/2002
52	SAHARA FILMY	SAHARA INDIA COMMERCIAL CORPORATION LIMITED	NON-NEWS	UPLINKING	HINDI	10/05/2002
53	SAHARA ONE	SAHARA INDIA COMMERCIAL CORPORATION LIMITED	NON-NEWS	UPLINKING	HINDI/ENGLISH	10/05/2002
54	SAMAY	SAHARA INDIA COMMERCIAL CORPORATION LIMITED	NEWS	UPLINKING	HINDI	10/05/2002
55	SAHARA SAMAY UP	SAHARA INDIA COMMERCIAL CORPORATION LIMITED	NEWS	UPLINKING	HINDI	10/05/2002

Annexure 5.1 (Contd.)

Sr.No	Name of Channel	Name of Company	Type of Channel	Permitted For Uplink/ Downlink	Language of Channel	Date of Permission
56	SAHARA SAMAY MP	SAHARA INDIA COMMERCIAL CORPORATION LIMITED	NEWS	UPLINKING	HINDI	10/05/2002
57	SAHARA SAMAY BIHAR	SAHARA INDIA COMMERCIAL CORPORATION LIMITED	NEWS	UPLINKING	HINDI	10/05/2002
58	SAHARA SAMAY MUMBAI	SAHARA INDIA COMMERCIAL CORPORATION LIMITED	NEWS	UPLINKING	HINDI	10/05/2002
59	AALAMI SAHARA	SAHARA INDIA COMMERCIAL CORPORATION LIMITED	NEWS	UPLINKING	HINDI	10/05/2002
60	SAHARA SAMAY NCR	SAHARA INDIA COMMERCIAL CORPORATION LIMITED	NEWS	UPLINKING	HINDI	10/05/2002
61	TV SOUTH ASIA	BROADCAST INITIATIVES LIMITED	NEWS	UPLINKING	BENGALI	03/06/2002
62	TARA MUSIX	BROADCAST WORLDWIDE LIMITED	NON-NEWS	UPLINKING	GUJARATI	03/06/2002
63	TARA PUNJABI	BROAD CAST EQUIPMENTS (INDIA) PRIVATE LIMITED	NON-NEWS	UPLINKING	PUNJABI	03/06/2002
64	NDTV 24 7	NEW DELHI TELEVISION LIMITED	NEWS	UPLINKING	ENGLISH /HINDI	07/06/2002
65	JEEVAN TV	JEEVAN TELECASTING CORPORATION LIMITED	NEWS	UPLINKING	MALAYALAM	18/07/2002
66	ZEE TV	ZEE ENTERTAINMENT ENTERPRISES LIMITED	NON-NEWS	UPLINKING	HINDI	13/12/2002
67	ZEE CINEMA	ZEE ENTERTAINMENT ENTERPRISES LIMITED	NON-NEWS	UPLINKING	HINDI	13/12/2002
68	GEMINI TV	SUN TV NETWORK LIMITED	NEWS	UPLINKING	ENGLISH/ ALL INDIAN	26/12/2002
69	TEJA TV	SUN TV NETWORK LIMITED	NEWS	UPLINKING	ENGLISH/ ALL INDIAN LANGUAGES	26/12/2002
70	INDIAVISION NEWS	INDIAVISION SATELLITE COMMUNICATIONS LIMITED	NEWS	UPLINKING	TELUGU	23/01/2003
71	NEPAL 1	TV LIVE INDIA PRIVATE LIMITED	NEWS	UPLINKING	HINDI/ ENGLISH/ BHOJPURI/	11/02/2003
72	TAMILAN TELEVISION	TAMILAN KALAI KOODAM PRIVATE LIMITED	NEWS	UPLINKING	TAMIL	11/02/2003
73	HEADLINES TODAY	TV TODAY NETWORK LIMITED	NEWS	UPLINKING	ENGLISH/ INDIAN LANGUAGES	28/03/2003
74	CHITRA (EARLIER SADHNA)	SADHNA MEDIA PRIVATE LIMITED	NON-NEWS	UPLINKING	HINDI	04/04/2003
75	NDTV INDIA	NEW DELHI TELEVISION LIMITED	NEWS	UPLINKING	ENGLISH/ HINDI	04/04/2003

Annexure 5.1 (Contd.)

Sr.No	Name of Channel	Name of Company	Type of Channel	Permitted For Uplink/ Downlink	Language of Channel	Date of Permission
76	SANSKAR	SANSKAR INFO TV PRIVATE LIMITED	NON-NEWS	UPLINKING	HINDI	09/04/2003
77	DELHI AAJ TAK	TV TODAY NETWORK LIMITED	NEWS	UPLINKING	ENGLISH/ INDIAN LANGUAGES	22/04/2003
78	AAJTAK TEZ	TV TODAY NETWORK LIMITED	NEWS	UPLINKING	ENGLISH/ INDIAN LANGUAGES	22/04/2003
79	MH 1	M.H. ONE TV NETWORK LIMITED	NON-NEWS	UPLINKING	HINDI	29/04/2003
80	CNBC-TV 18	TELEVISION EIGHTEEN INDIA LIMITED	NEWS	UPLINKING	ENGLISH	29/04/2003
81	SHOPPING ZONE	COXSWAIN TECHNOLOGIES LIMITED	NON-NEWS	UPLINKING	HINDI/ MARATHI	03/06/2003
82	INDIA TV	INDEPENDENT NEWS SERVICE PVT LTD	NEWS	UPLINKING	HINDI/ENGLISH	17/06/2003
83	ZEE KHANA KHAZANA	ZEE NEWS LTD.	NON-NEWS	UPLINKING	HINDI/ ENGLISH	23/06/2003
84	SMILE TV	ZEE ENTERTAINMENT ENTERPRISES LIMITED	NON-NEWS	UPLINKING	HINDI	23/06/2003
85	NAVVULU TV	SUN TV NETWORK LIMITED	NON-NEWS	UPLINKING	ENGLISH/ ALL INDIAN LANGUAGES	19/08/2003
86	ETV 2	USHODAYA ENTERPRISES PRIVATE LIMITED	NEWS	UPLINKING	TELUGU	27/08/2003
87	SPACETOON KIDS TV	COXSWAIN TECHNOLOGIES LIMITED	NON-NEWS	UPLINKING	HINDI/ MARATHI	11/09/2003
88	AHIMSAA	A T N INTERNATIONAL LIMITED	NON-NEWS	UPLINKING	HINDI/ ENGLISH	26/09/2003
89	NE TELEVISION	POSITIV TELEVISION PRIVATE LIMITED	NEWS	UPLINKING	BENGALI/ OTHER NORTH EASTERN LANGUAGES	21/10/2003
90	SATSANG	SANSKAR INFO TV PRIVATE LIMITED	NON-NEWS	UPLINKING	HINDI	21/10/2003
91	TV 9	ASSOCIATED BROADCASTING COMPANY PRIVATE LIMITED	NEWS	UPLINKING	MARATHI/ HINDI/ KANNADA/ MALAYALAM/ TELUGU/ TAMIL/ ENGLISH/ OTHER INDIAN LANGUAGES	23/10/2003
92	CARE TV	TANU HEALTHCARE PRIVATE LIMITED	NON-NEW	UPLINKING	HINDI/ ENGLISH	24/10/2003
93	JUST TV PUNJABI	CHANNEL GUIDE INDIA LIMITED	NON-NEWS	UPLINKING	HINDI	12/12/2003
94	STAR NEWS	MEDIA CONTENT AND COMMUNICATIONS SERVICES INDIA PRIVATE LIMITED	NEWS	UPLINKING	HINDI/ENGLISH/MARATHI	07/01/2004

Annexure 5.1 (Contd.)

Sr.No	Name of Channel	Name of Company	Type of Channel	Permitted For Uplink/ Downlink	Language of Channel	Date of Permission
95	PREMIERE CINEMA	ZEE ENTERTAINMENT ENTERPRISES LIMITED	NON-NEWS	UPLINKING	HINDI	13/01/2004
96	CLASSIC CINEMA	ZEE ENTERTAINMENT ENTERPRISES LIMITED	NON-NEWS	UPLINKING	HYBRID HINDI/ ENGLISH	13/01/2004
97	ACTION CINEMA	ZEE ENTERPRISES LIMITED	NON-NEWS	UPLINKING	HYBRID HINDI/ ENGLISH	13/01/2004
98	JAGRAN	ZEE ENTERPRISES LIMITED	NON-NEWS	UPLINKING	HINDI	13/01/2004
99	ZEE SALAAM	ZEE ENTERPRISES LIMITED	NON-NEWS	UPLINKING	HYBRID HINDI/ ENGLISH	13/01/2004
100	JUST TV MUSIC	CHANNEL GUIDE INDIA LIMITED	NON-NEW	UPLINKING	HINDI/ PUNJABI	05/02/2004
101	JAYA PLUS	MAVIS SATCOM LIMITED	NEWS	UPLINKING	TAMIL	26/03/2004
102	TVC ONLINE	TVC SKY SHOP LIMITED	NON-NEWS	UPLINKING	HINDI/ ENGLISH	29/04/2004
103	YES-INDIAVISION	INDIAVISION SATELLITE COMMUNICATIONS LIMITED	NON-NEWS	UPLINKING	MALAYALAM	30/04/2004
104	MUSIC XPRESS (LAMHAS CLASSIC)	LAMHAS ENTERTAINMENT LIMITED	NON-NEWS	UPLINKING	HINDI	14/05/2004
105	CNBC AWAZ	TELEVISION EIGHTEEN INDIA LIMITED	NEWS	UPLINKING	HINDI	14/05/2004
106	BALLE BALLE	STV ENTERPRISES LIMITED	NON-NEWS	UPLINKING	PUNJABI /HINDI	29/06/2004
107	AASEERVATHAM	DIKSAT TRANSWORLD LIMITED	NEWS	UPLINKING	KANNADA	29/06/2004
108	AMRITA	AMRITA ENTERPRISES PRIVATE LIMITED	NEWS	UPLINKING	MALAYALAM/ HINDI/ ENGLISH	27/07/2004
109	TOTAL TV	TOTAL TELEFILMS PRIVATE LIMITED	NEWS	UPLINKING	HINDI	27/07/2004
110	ENTERR 10	ENTER 10 TELEVISION PRIVATE LIMITED	NON-NEWS	UPLINKING	HINDI/ ENGLISH	02/08/2004
111	SHAKTI TV	KDM MEDIA PRIVATE LIMITED	NON-NEWS	UPLINKING	HINDI/ PUNJABI/ ENGLISH	25/08/2004
112	S1 TV	SENIOR MEDIA LIMITED	NEWS	UPLINKING	HINDI/ OTHER NORTH INDIAN LANGUAGES	26/08/2004
113	SOUTH ASIA WORLD	SGA NEWS LIMITED	NEWS	UPLINKING	HINDI	02/09/2004
114	CARE WORLD	SEVEN STAR SATELLITE PRIVATE LIMITED	NON-NEWS	UPLINKING	HINDI	16/09/2004
115	TEN ACTION +	ZEE ENTERTAINMENT ENTERPRISES LIMITED	NON-NEWS	UPLINKING	ENGLISH/ HINDI	30/09/2004

Annexure 5.1 (Contd.)

Sr.No	Name of Channel	Name of Company	Type of Channel	Permitted For Uplink/ Downlink	Language of Channel	Date of Permission
116	SHALOM TELEVISION	SHALOM COMMUNICATIONS LIMITED	NON-NEWS	UPLINKING	MALAYALAM	07/10/2004
117	HUNGAMA TV	UNITED HOME ENTERTAINMENT PRIVATE LIMITED	NON-NEWS	UPLINKING	HINDI/ TAMIL	13/10/2004
118	ZEE BUSINESS	ZEE NEWS LTD.	NEWS	UPLINKING	ENGLISH/ HINDI	08/11/2004
119	PEOPLE	MALAYALAM COMMUNICATIONS LIMITED	NEWS	UPLINKING	MALAYALAM	08/11/2004
120	ANANDA	BENNETT COLEMAN AND COMPANY LIMITED	NON-NEWS	UPLINKING	HINDI/ENGLISH	11/11/2004
121	M-3	BENNETT COLEMAN AND COMPANY LIMITED	NON-NEWS	UPLINKING	HINDI/ENGLISH	11/11/2004
122	ZEE TV UK	ZEE ENTERTAINMENT ENTERPRISES LIMITED	NON-NEWS	UPLINKING	HINDI/ ENGLISH	23/11/2004
123	ZEE TV USA	ZEE ENTERTAINMENT ENTERPRISES LIMITED	NON-NEWS	UPLINKING	HINDI/ENGLISH	23/11/2004
124	ZEE TV-SOUTH AFRICA	ZEE ENTERTAINMENT ENTERPRISES LIMITED	NON-NEWS	UPLINKING	HINDI/ ENGLISH	23/11/2004
125	ZEE TAMIZH (ZEE INTENATIONAL)	ZEE ENTERTAINMENT ENTERPRISES LIMITED	NON-NEWS	UPLINKING	TAMIL AND ENGLISH	23/11/2004
126	ZEE CINEMA UK	ZEE ENTERTAINMENT ENTERPRISES LIMITED	NON-NEWS	UPLINKING	HINDI/ ENGLISH	23/11/2004
127	ZING UK	ZEE ENTERTAINMENT ENTERPRISES LIMITED	NON-NEWS	UPLINKING	HINDI/ ENGLISH	23/11/2004
128	ALPHA PUNJABI UK	ZEE ENTERTAINMENT ENTERPRISES LIMITED	NON-NEWS	UPLINKING	HYBRID HINDI/ENGLISH	23/11/2004
129	ZEE TV SE ASIA	ZEE ENTERTAINMENT ENTERPRISES LIMITED	NON-NEWS	UPLINKING	HYBRID HINDI/ENGLISH	23/11/2004
130	NDTV PROFIT	NEW DELHI TELEVISION LIMITED	NEWS	UPLINKING	ENGLISH/HINDI	14/12/2004
131	IBN-7	IBN18 BROADCAST LIMITED	NEWS	UPLINKING	HINDI/ENGLISH	28/01/2005
132	SUDARSHAN	SUDARSHAN TV CHANNEL LIMITED	NEWS	UPLINKING	HINDI	21/02/2005
133	ASIANET PLUS	ASIANET COMMUNICATIONS LIMITED	NON-NEWS	UPLINKING	MALAYALAM	02/03/2005

Annexure 5.1 (Contd.)

Sr.No	Name of Channel	Name of Company	Type of Channel	Permitted For Uplink/ Downlink	Language of Channel	Date of Permission
134	JHANKAR MOVIES	LEMON ENTERTAINMENT LTD	NON-NEWS	UPLINKING	HINDI/ OTHER INDIAN LANGUAGES	22/03/2005
135	STAR ANANDO	MEDIA CONTENT AND COMMUNICATIONS SERVICES INDIA PRIVATE LIMITED	NEWS	UPLINKING	HINDI/ ENGLISH/ BENGALI	28/04/2005
136	JAGRAN USA	ZEE ENTERTAINMENT ENTERPRISES LIMITED	NON-NEWS	UPLINKING	HINDI/ ENGLISH	02/05/2005
137	JAGRAN UK	ZEE ENTERTAINMENT ENTERPRISES LIMITED	NON-NEWS	UPLINKING	HINDI/ ENGLISH	02/05/2005
138	CLASSIC CINE MA	ZEE ENTERTAINMENT ENTERPRISES LIMITED	NON-NEWS	UPLINKING	HYBRID HINDI/ ENGLISH	02/05/2005
139	CLASSIC CINEMA UK	ZEE ENTERTAINMENT ENTERPRISES LIMITED	NON-NEWS	UPLINKING	HYBRID HINDI/ ENGLISH	02/05/2005
140	ACTION CINE MA	ZEE ENTERTAINMENT ENTERPRISES LIMITED	NON-NEWS	UPLINKING	HYBRID HINDI/ ENGLISH	02/05/2005
141	ACTION CINEMA UK	ZEE ENTERTAINMENT ENTERPRISES LIMITED	NON-NEWS	UPLINKING	HYBRID HINDI/ ENGLISH	02/05/2005
142	ZEE CINEMA USA	ZEE ENTERTAINMENT ENTERPRISES LIMITED	NON-NEWS	UPLINKING	HYBRID HINDI/ ENGLISH	02/05/2005
143	ZEE BANGLA USA	ZEE NEWS LTD.	NON-NEWS	UPLINKING	HYBRID HINDI/ENGLISH	02/05/2005
144	ZEE TELUGU USA	ZEE NEWS LTD.	NON-NEWS	UPLINKING	HYBRID HINDI/ENGLISH	02/05/2005
145	LIVE INDIA	BROADCAST INITIATIVES LIMITED	NEWS	UPLINKING	HINDI	23/08/2005
146	CNN-IBN	IBN18 BROADCAST LIMITED	NEWS	UPLINKING	ENGLISH/ HINDI	30/08/2005
147	SANGEET BANGLA	MEDIA WORLDWIDE PRIVATE LIMITED	NON-NEWS	UPLINKING	HINDI	11/11/2005
148	YO TV	YASH SATELLITE INDUSTRIES PRIVATE LIMITED	NEWS	UPLINKING	HINDI/ PUNJABI/ ENGLISH	01/12/2005
149	KASTHURI	KASTHURI MEDIAS PRIVATE LIMITED	NEWS	UPLINKING	KANNADA	07/12/2005
150	POWER VISION	VALUE VISION BROADCASTING PRIVATE LIMITED	NON-NEWS	UPLINKING	MALAYALAM/ ENGLISH/ HINDI	09/12/2005
151	NE-HI FI	POSITIV TELEVISION PRIVATE LIMITED	NON-NEWS	UPLINKING	ENGLISH/ HINDI/ BENGALI/ OTHER NORTH EASTERN LANGUAGES	09/12/2005

Annexure 5.1 (Contd.)

Sr.No	Name of Channel	Name of Company	Type of Channel	Permitted For Uplink/ Downlink	Language of Channel	Date of Permission
152	TIMES NOW	TIMES GLOBAL BROADCASTING COMPANY LIMITED	NEWS	UPLINKING	ENGLISH /HINDI	21/12/2005
153	NDTV METRONATION	NEW DELHI TELEVISION LIMITED	NEWS	UPLINKING	ENGLISH/ HINDI	21/12/2005
154	TEN CRICKET	DAKSHIN MEDIA GAMING SOLUTIONS PRIVATE LIMITED	NEWS	UPLINKING	HINDI/ENGLISH/ MARATHI/ TAMIL/ TELUGU/ MALAYALAM	22/12/2005
155	LAKSHYYA ENTERTAINMENT (SUPER STAR-	COXSWAIN TECHNOLOGIES LIMITED	NON-NEWS	UPLINKING	TAMIL/ ORIYA	24/01/2006
156	KBC NEWS	KOHINOOR BROADCASTING CORPORATION LIMITED	NEWS	UPLINKING	PUNJABI	01/03/2006
157	IMAYAM TV	CHANNEL BHARAT ENTERTAINMENT PRIVATE LIMITED	NEWS	UPLINKING	TAMIL ENGLISH/ OTHER REGIONAL LANGUAGES	01/03/2006
158	BRINDAVAN TV	BRINDAVAN TELEVISION NETWORK LIMITED	NON-NEWS	UPLINKING	TAMIL ENGLISH, HINDI, AND OTHER SOUTH INDIAN LANGUAGES	01/03/2006
159	MANORAMA NEWS SOUTH	MM TV LIMITED	NEWS	UPLINKING	MALAYALAM	06/03/2006
160	MANORAMA NEWS NORTH	MM TV LIMITED	NEWS	UPLINKING	MALAYALAM	06/03/2006
161	MANORAMA NEWS CENTRAL	MM TV LIMITED	NEWS	UPLINKING	MALAYALAM	06/03/2006
162	KOLKATTA TV	SST MEDIA PRIVATE LIMITED	NEWS	UPLINKING	BANGLA	08/03/2006
163	24 GHANTA	ZEE AKAASH NEWS PRIVATE LIMITED	NEWS	UPLINKING	BANGLA	20/03/2006
164	MAKKAL TV	MAKKAL THOLAI THODARPU KUZHUMAM LIMITED	NEWS	UPLINKING	TAMIL/ ENGLISH	21/03/2006
165	ZEE TELUGU	ZEE NEWS LTD.	NEWS	UPLINKING	TELUGU	13/04/2006
166	ZEE KANNADA	ZEE NEWS LTD.	NEWS	UPLINKING	KANNADA	13/04/2006
167	JAYA MAX	MAVIS SATCOM LIMITED	NEWS	UPLINKING	TAMIL	02/06/2006
168	TV 100	AVANTI MEDIA LIMITED	NEWS	UPLINKING	HINDI AND OTHER DIALECT	05/06/2006
169	TV9 KANNADA	ASSOCIATED BROADCASTING COMPANY PRIVATE LIMITED	NEWS	UPLINKING	MARATHI/ HINDI/ KANNADA/ MALAYALAM/ TELUGU/TAMIL/ENGLISH / OTHER INDIAN LANGUAGES	16/06/2006

Annexure 5.1 (Contd.)

Sr.No	Name of Channel	Name of Company	Type of Channel	Permitted For Uplink/ Downlink	Language of Channel	Date of Permission
170	UDAYA NEWS (UDAYA VARTHEGALU)	SUN TV NETWORK LIMITED	NEWS	UPLINKING	ENGLISH/ ALLINDIAN LANGUAGES	06/09/2006
171	UDAYA MOVIES	SUN TV NETWORK LIMITED	NEWS	UPLINKING	ENGLISH/ INDIAN LANGUAGES	06/09/2006
172	GEMINI NEWS	SUN TV NETWORK LIMITED	NEWS	UPLINKING	ALL INDIAN LANGUAGES AND ENGLISH	06/09/2006
173	GEMINI MUSIC	SUN TV NETWORK LIMITED	NEWS	UPLINKING	ENGLISH/ ALL INDIAN LANGUAGES	06/09/2006
174	PRAGYA TV	PRAGYA VISION PRIVATE LIMITED	NON-NEWS	UPLINKING	HINDI	06/09/2006
175	MUSIC INDIA	MEDIA WORLDWIDE PRIVATE LIMITED	NON-NEWS	UPLINKING	HINDI	07/09/2006
176	TV9 MUMBAI	ASSOCIATEDBROADCASTING COMPANY PRIVATE LIMITED	NEWS	UPLINKING	MARATHI/HINDI/ KANNADA/ MALAYALAM/ TELUGU/TAMIL/ ENGLISH/ OTHER INDIAN LANGUAGES	22/09/2006
177	NEO SPORTS	NEO SPORTS BROADCAST PRIVATE LIMITED	NON-NEWS	UPLINKING	HINDI/ ENGLISH/ REGIONAL LANGUAGES	27/09/2006
178	NEO CRICKET	NEO SPORTS BROADCAST PRIVATE LIMITED	NON-NEWS	UPLINKING	HINDI/ ENGLISH	27/09/2006
179	O TV	ODISHA TELEVISION LIMITED	NEWS	UPLINKING	ENGLISH / REGIONAL	28/09/2006
180	CTVN-AKD-PLUS	CALCUTTA TELEVISION NETWORK PRIVATE LIMITED	NEWS	UPLINKING	BENGALI	11/10/2006
181	P7 NEWS	PEARLS BROADCASTING CORPORATION PRIVATE LIMITED	NEWS	UPLINKING	PUNJABI, ENGLISH/ OTHER INDIAN LANGUAGES	12/10/2006
182	S1 TADKA	SENIOR MEDIA LIMITED	NON-NEWS	UPLINKING	HINDI/ OTHER NORTH INDIAN LANGUAGES	17/10/2006
183	BUSINESS TODAY	TV TODAY NETWORK LIMITED	NEWS	UPLINKING	ENGLISH/ INDIAN LANGUAGES	17/11/2006
184	CHANNEL NO.1	PAL NEWS MEDIA PRIVATE LIMITED	NEWS	UPLINKING	PUNJABI/ HINDI/ ENGLISH	17/11/2006
185	MTUNES	ENTERTAINMENT TELEVISION NETWORK PVT. LTD.	NEWS	DOWNLINKING	HINDI/ ENGLISH/ PUNJABI	22/11/2006
186	NE BANGLA	POSITIV TELEVISION PRIVATE LIMITED	NEWS	UPLINKING	BENGALI/ OTHER NORTH EASTERN LANGUAGES	23/11/2006

Annexure 5.1 (Contd.)

Sr.No	Name of Channel	Name of Company	Type of Channel	Permitted For Uplink/ Downlink	Language of Channel	Date of Permission
187	ARYAN (NEWS 11)	SOFTLINE MEDIA LIMITED	NEWS	UPLINKING	HINDI	30/11/2006
188	MEGA TV	SILVERSTAR COMMUNICATIONS LIMITED	NEWS	UPLINKING	TAMIL	08/12/2006
189	DISHA NEWS CHANNEL	DHALIWAL ENTERTAINMENT PVT LTD	NEWS	UPLINKING	HINDI/ PUNJABI/ ENGLISH OTHER INDIAN LANGUAGES	11/12/2006
190	WE	MALAYALAM COMMUNICATIONS LIMITED	NON-NEWS	UPLINKING	MALAYALAM	13/12/2006
191	LEMON NEWS	LEMON ENTERTAINMENT LTD	NON-NEWS	UPLINKING	HINDI/ OTHER INDIAN LANGUAGES	21/12/2006
192	B TV	SPV COMMUNICATIONS INDIA LIMITED	NON-NEWS	DOWNLINKING	MALAYALAM/ HINDI/ TAMIL/ KANNADA/ TELUGU	27/12/2006
193	ZEE 24 TAAS	ZEE NEWS LTD.	NEWS	UPLINKING	MARATHI	05/01/2007
194	REAL ESTATE	ALLIANCE BROADCASTING PRIVATE LIMITED	NEWS	UPLINKING	ENGLISH/ REGIONAL LANGUAGES	10/01/2007
195	MI MARATHI	SRI ADHIKARI BROTHERS TELEVISION NETWORK LIMITED	NEWS	UPLINKING	MARATHI	29/01/2007
196	MH ONE SHRADDHA	M.H. ONE TV NETWORK LIMITED	NON-NEWS	UPLINKING	HINDI	31/01/2007
197	TV 5 NEWS	SHREYA BROADCASTING PRIVATE LIMITED	NEWS	UPLINKING	ENGLISH/ TELUGU	26/02/2007
198	JAI HIND	BHARAT BROADCASTING NETWORK LIMITED	NEWS	UPLINKING	MALAYALAM	12/03/2007
199	SPACE TV	SCORPION MEDIA PRIVATE LIMITED	NON-NEWS	UPLINKING	HINDI ENGLISH OTHER NORTH INDIAN LANGUAGES	14/03/2007
200	STANDARD WORLD	STANDARD CORPORATION INDIA LIMITED	NEWS	UPLINKING	PUNJABI/ ENGLISH / HINDI	14/03/2007
201	CHARDIKALATI ME TV	CHARHDIKALA PUBLICATIONS PRIVATE LIMITED	NEWS	UPLINKING	PUNJABI/ ENGLISH/ OTHER INDIAN LANGUAGES	20/03/2007
202	N TV	RACHANA TELEVISION PRIVATE LIMITED	NEWS	UPLINKING	TELUGU	20/03/2007
203	ZEE TV RUSSIA	ZEE ENTERTAINMENT ENTERPRISES LIMITED	NON-NEWS	UPLINKING	HYBRID HINDI/ ENGLISH	21/03/2007
204	BBC ENTERTAIN	BBC WORLD INDIA PVT LTD	NON-NEWS	DOWNLINKING	ENGLISH	23/03/2007

Annexure 5.1 (Contd.)

Sr.No	Name of Channel	Name of Company	Type of Channel	Permitted For Uplink/ Downlink	Language of Channel	Date of Permission
205	C BEEBIES	BBCW CHANNEL PVT LTD	NON-NEWS	DOWNLINKING	ENGLISH	23/03/2007
206	SITARA	ASIANET COMMUNICATIONS LIMITED	NON-NEWS	UPLINKING	MALAYALAM/ TELUGU	28/03/2007
207	AZAD	T G ANGEL MEDIA PRIVATE LIMITED	NEWS	UPLINKING	HINDI	11/04/2007
208	TML VOICE OF INDIA	TRIVENI MEDIA LIMITED	NEWS	UPLINKING	HINDI	13/04/2007
209	MANORANJAN TV	CREATIVECHANNEL ADVERTISING AND MARKETING PRIVATE	NON-NEWS	UPLINKING	HINDI, ENGLISH/ OTHER INDIAN SCHEDULED LANGUAGES	25/04/2007
210	SUBHA VAARTHA	GOOD NEWS CHANNEL PRIVATE LIMITED	NON-NEWS	UPLINKING	TELUGU	03/05/2007
211	MH ONE NEWS	M.H. ONE TV NETWORK LIMITED	NEWS	UPLINKING	HINDI	03/05/2007
212	VISSA	RAJ TELEVISION NETWORK LIMITED	NEWS	UPLINKING	TAMIL	17/05/2007
213	RAJ MUSIX	RAJ TELEVISION NETWORK LIMITED	NON-NEWS	UPLINKING	TAMIL	17/05/2007
214	RAJ NEWS TELUGU	RAJ TELEVISION NETWORK LIMITED	NEWS	UPLINKING	TAMIL	30/05/2007
215	RAJ NEWS	RAJ TELEVISION NETWORK LIMITED	NEWS	UPLINKING	TAMIL	30/05/2007
216	STAR MAJHA	MEDIA CONTENT AND COMMUNICATIONS SERVICES INDIA PRIVATE LIMITED	NEWS	UPLINKING	HINDI/ ENGLISH/ MARATHI	06/06/2007
217	STV JAMMU-KASHMIR NEWS (EARLIER STV-MARATHI NEWS)	STV ENTERPRISES LIMITED	NEWS	UPLINKING	HINDI/ ENGLISH	07/06/2007
218	STV HARYANA NEWS	STV ENTERPRISES LIMITED	NEWS	UPLINKING	ENGLISH/ HINDI	07/06/2007
219	ZEE TV HD (MOVIE ON DEMAND-HINDI)	ZEE ENTERTAINMENT ENTERPRISES LIMITED	NON-NEWS	UPLINKING	HINDI	13/06/2007

Annexure 5.1 (Contd.)

Sr.No	Name of Channel	Name of Company	Type of Channel	Permitted For Uplink/ Downlink	Language of Channel	Date of Permission
220	ZEE CINEMA PLUS (MOVIE ON DEMAND-ENGLISH)	ZEE ENTERTAINMENT ENTERPRISES LIMITED	NON-NEWS	UPLINKING	ENGLISH	13/06/2007
221	NEWS LIVE	PRIDE EAST ENTERTAINMENTS PRIVATE LIMITED	NEWS	UPLINKING	ENGLISH/ HINDI/ NORTH EASTERN LANGUAGES	13/06/2007
222	BHAKTHI	RACHANA TELEVISION PRIVATE LIMITED	NON-NEWS	UPLINKING	TELUGU	20/06/2007
223	STAR CRICKET	ESPN SOFTWARE INDIA PRIVATE LIMITED	NON-NEWS	DOWNLINKING	ENGLISH/ HINDI	28/06/2007
224	STV-RAJASTHAN (EARLIAR STV BIHAR-JHARKHAND NEWS	STV ENTERPRISES LIMITED	NEWS	UPLINKING	KONKANI/ ENGLISH/ HINDI	06/07/2007
225	SUVERNA NEWS	ASIANET NEWS PRIVATE LIMITED	NEWS	UPLINKING	KANNADA/ ENGLISH	10/07/2007
226	TV 1	ASSOCIATED BROADCASTING COMPANY PRIVATE LIMITED	NEWS	UPLINKING	MARATHI/ HINDI/ TELUGU/MALAYALAM/KANNADA/TAMIL/ENGLISH/ OTHER INDIAN LANGUAGES	13/08/2007
227	NDTV GOOD TIMES	NDTV LIFESTYLE LIMITED	NON-NEWS	UPLINKING	ENGLISH/HINDI	27/08/2007
228	MANORAMA NEWS INTERNATIONAL	MM TV LIMITED	NEWS	UPLINKING	MALAYALAM	28/08/2007
229	BINDASS	GENX ENTERTAINMENT LIMITED	NON-NEWS	UPLINKING	HINDI	28/08/2007
230	UTV ACTION	GENX ENTERTAINMENT LIMITED	NON-NEWS	UPLINKING	HINDI	28/08/2007
231	SRI VENKATESWARA	SRI VENKATESWARA BHAKTI CHANNEL PRIVATE LIMITED	NON-NEWS	UPLINKING	TELUGU/ OTHER LANGUAGES	11/09/2007
232	DARSHAN 24(L)	B.A.G. GLAMOUR LIMITED	NON-NEWS	UPLINKING	ENGLISH/HINDI	12/09/2007
233	E 24	B.A.G. GLAMOUR LIMITED	NON-NEWS	UPLINKING	ENGLISH/HINDI	12/09/2007
234	J MOVIE	MAVIS SATCOM LIMITED	NEWS	UPLINKING	TAMIL	18/09/2007
235	IMN NEWS (NEWS X)	9X MEDIA PRIVATE LIMITED	NEWS	UPLINKING	ENGLISH/HINDI	21/09/2007
236	NEWS 24	B.A.G. GLAMOUR LIMITED	NEWS	UPLINKING	HINDI	21/09/2007

Annexure 5.1 (Contd.)

Sr.No	Name of Channel	Name of Company	Type of Channel	Permitted For Uplink/ Downlink	Language of Channel	Date of Permission
237	AAPNO 24(BIZ 24)	B.A.G. GLAMOUR LIMITED	NEWS	UPLINKING	HINDI	21/09/2007
238	INDIA NEWS	INFORMATION TV PRIVATE LIMITED	NEWS	UPLINKING	HINDI/ ENGLISH AND NORTH INDIAN REGIONAL	21/09/2007
239	9X	9X MEDIA PRIVATE LIMITED	NON-NEWS	UPLINKING	HINDI	24/09/2007
240	9XM	9X MEDIA PRIVATE LIMITED	NON-NEWS	UPLINKING	HINDI/ENGLISH	24/09/2007
241	MAA JUNIOR	MAA TELEVISION NETWORK LIMITED	NON-NEWS	UPLINKING	TELUGU	08/10/2007
242	MAA MOVIES	MAA TELEVISION NETWORK LIMITED	NON-NEWS	UPLINKING	TELUGU	08/10/2007
243	MAA MUSIC	MAA TELEVISION NETWORK LIMITED	NON-NEW	UPLINKING	TELUGU	08/10/2007
244	CHANNEL 10	BENGAL MEDIA PRIVATE LIMITED	NEWS	UPLINKING	BANGLA	23/10/2007
245	KALAINAR TV	KALAINAR TV PRIVATE LIMITED	NEWS	UPLINKING	TAMIL	05/11/2007
246	MAHUA	MAHUA MEDIA PRIVATE LIMITED	NEWS	UPLINKING	HINDI/ BHOJPURI	06/11/2007
247	IMAGINE TV	NDTV IMAGINE LIMITED	NON-NEWS	UPLINKING	ENGLISH/ HINDI	06/11/2007
248	TML VOICE OF INDIA LIFESTYLE	TRIVENI MEDIA LIMITED	NON-NEWS	UPLINKING	HINDI	19/11/2007
249	TML VOICE OF INDIA MUSIC	TRIVENI MEDIA LIMITED	NON-NEWS	UPLINKING	HINDI	19/11/2007
250	TML VOICE OF INDIA MADHYA PRADESH	TRIVENI MEDIA LIMITED	NEWS	UPLINKING	HINDI	19/11/2007
251	TML VOICE OF INDIA UP	TRIVENI MEDIA LIMITED	NEWS	UPLINKING	HINDI/ ENGLISH	19/11/2007
252	TML VOICE OF INDIA RAJASTHAN	TRIVENI MEDIA LIMITED	NEWS	UPLINKING	MARATHI	19/11/2007
253	TML VOICE OF INDIA PUNJAB/HARYANA/HIMACHAL	TRIVENI MEDIA LIMITED	NEWS	UPLINKING	PUNJABI/ HINDI/ ENGLISH	19/11/2007
254	ASHIRWAD	ASHIRWAD TELENETWORK PRIVATE LIMITED	NON-NEWS	UPLINKING	HINDI/ ENGLISH/ OTHER NORTH INDIAN LANGUAGES	20/11/2007
255	HOME SHOP 18	TV 18 HOME SHOPPING NETWORK PVT LTD	NON-NEWS	UPLINKING	HINDI/ENGLISH	23/11/2007

Annexure 5.1 (Contd.)

Sr.No	Name of Channel	Name of Company	Type of Channel	Permitted For Uplink/ Downlink	Language of Channel	Date of Permission
256	MARINE BIZ TV	ARIES TELECASTING PVT. LTD.	NON-NEWS	DOWNLINKING	ENGLISH	29/11/2007
257	I NEWS	SAURABH INTERNATIONAL PRIVATE LIMITED	NEWS	UPLINKING	TELUGU/ ENGLISH/ HINDI/ AND NORTH INDIAN REGIONAL	29/11/2007
258	NEWS 9	ASSOCIATED BROADCASTING COMPANY PRIVATE LIMITED	NEWS	UPLINKING	GUJARATI/ MARATHI/ HINDI/KANNADA/MALAYALAM/TELUGU/TAMIL/ENGLISH/ OTHER INDIAN LANGUAGES	30/11/2007
259	TV 9 KOLKATA	ASSOCIATED BROADCASTING COMPANY PRIVATE LIMITED	NEWS	UPLINKING	GUJARATI/ MARATHI/ HINDI/KANNADA/MALAYALAM/TELUGU/ TAMIL/ ENGLISH AND OTHER INDIAN LANGUAGES	30/11/2007
260	R TV	RAYUDU VISION MEDIA LIMITED	NEWS	UPLINKING	TELUGU ENGLISH/OTHER INDIAN LANGUAGES	04/12/2007
261	TBN CHANNEL	NEW WAVE VISUAL MEDIA PVT. LTD.	NON-NEWS	DOWNLINKING	ENGLISH	20/12/2007
262	VASANTH	VASANTH AND CO MEDIA NETWORK PRIVATE LIMITED	NEWS	UPLINKING	TAMIL	24/12/2007
263	WORLD MOVIES	UTV ENTERTAINMENT TELEVISION LIMITED	NON-NEWS	UPLINKING	HINDI	28/12/2007
264	UTV MOVIES	UTV ENTERTAINMENT TELEVISION LIMITED	NON-NEWS	UPLINKING	HINDI	28/12/2007
265	TEHKEKAAT	UTV ENTERTAINMENT TELEVISION LIMITED	NON-NEWS	UPLINKING	HINDI	28/12/2007
266	UTV MOVIES	UTV ENTERTAINMENT TELEVISION LIMITED	NON-NEWS	UPLINKING	HINDI	28/12/2007
267	TV9 GUJARAT	ASSOCIATED BROADCASTING COMPANY PRIVATE LIMITED	NEWS	UPLINKING	GUJARATI/ MARATHI/ HINDI/KANNADA/MALAYALAM/TELUGU/TAMIL/ENGLISH/ OTHER INDIAN LANGUAGES	02/01/2008
268	CCTV NEWS	ESSEL SHYAM COMMUNICATION LIMITED	NEWS	DOWNLINKING	ENGLISH	07/01/2008
269	KBS WORLD	NOIDA SOFTWARE TECHNOLOGY PARK LTD.	NEWS	DOWNLINKING	KORIAN/ ENGLISH	11/01/2008
270	SAMAYA	SATISH SUGARS LIMITED	NEWS	UPLINKING	KANNADA	14/01/2008

Annexure 5.1 (Contd.)

Sr.No	Name of Channel	Name of Company	Type of Channel	Permitted For Uplink/ Downlink	Language of Channel	Date of Permission
271	KALAINAR ISAI ARUVI	KALAINAR TV PRIVATE LIMITED	NEWS	UPLINKING	TAMIL	14/01/2008
272	SOBHAGYA MITHILA (SOBHAGYA TV)	SOBHAGAYA MEDIA PRIVATE LIMITED	NEWS	UPLINKING	HINDI/ ENGLISH/ NORTH INDIAN LANGUAGES	15/01/2008
273	NEWS BANGLA	AM TELEVISION PRIVATE LIMITED	NEWS	UPLINKING	ENGLISH/ HINDI/ NORTH EASTERN LANGUAGES	22/01/2008
274	FOCUS TV	POSITIV TELEVISION PRIVATE LIMITED	NEWS	UPLINKING	ENGLISH/ HINDI/ MAITHILI/ BHOJPURI	22/01/2008
275	SAHARA FIRANGI	SAHARA INDIA COMMERCIAL CORPORATION LIMITED	NON-NEWS	UPLINKING	HINDI	29/01/2008
276	ZEE CAFE	ZEE ENTERTAINMENT ENTERPRISES LIMITED	NON-NEWS	DOWNLINKING	ENGLISH	31/01/2008
277	ZEE STUDIO	ZEE ENTERTAINMENT ENTERPRISES LIMITED	NON-NEWS	DOWNLINKING	ENGLISH/ HINDI	31/01/2008
278	ZEE TRENDZ	ZEE ENTERTAINMENT ENTERPRISES LIMITED	NON-NEWS	DOWNLINKING	ENGLISH	31/01/2008
279	NDTV METRONATION MUMBAI	NEW DELHI TELEVISION LIMITED	NEWS	UPLINKING	ENGLISH	01/02/2008
280	NDTV METRONATION BANGALORE	NEW DELHI TELEVISION LIMITED	NEWS	UPLINKING	ENGLISH	01/02/2008
281	NDTV METRONATION KOLKATTA	NEW DELHI TELEVISION LIMITED	NEWS	UPLINKING	ENGLISH	01/02/2008
282	NAXATRA TV	N K MEDIA VENTURES PVT LTD	NEWS	UPLINKING	ORIYA	04/02/2008
283	B4U MOVIES	B4U TELEVISION NETWORK I PVT. LTD.	NON-NEWS	DOWNLINKING	ENGLISH/ HINDI	04/02/2008
284	B4U MUSIC	B4U TELEVISION NETWORK I PVT. LTD.	NON-NEWS	DOWNLINKING	ENGLISH/ HINDI	04/02/2008
285	BHOJPURIA (ERA CHANNEL)	YASH SATELLITE INDUSTRIES PRIVATE LIMITED	NON-NEWS	UPLINKING	HINDI, BHOJPURI, PUNJABI, ENGLISH AND ALL OTHER INDIAN SCHEDULED LANGUAGES	06/02/2008
286	WELLNESS	FILMCITY COMMUNICATION TECHNOLOGIES LIMITED	NON-NEWS	UPLINKING	HINDI	06/02/2008

Annexure 5.1 (Contd.)

Sr.No	Name of Channel	Name of Company	Type of Channel	Permitted For Uplink/ Downlink	Language of Channel	Date of Permission
287	SAAM TV	NEO TELEVISION LIMITED	NEWS	UPLINKING	MARATHI	06/02/2008
288	TOPPER	GREYCELLS18 MEDIA PRIVATE LIMITED	NON-NEWS	UPLINKING	HINDI/ ENGLISH	06/02/2008
289	BLOOMBERG UTV	UTV NEWS LIMITED	NEWS	UPLINKING	ENGLISH	06/02/2008
290	GOD TV	ANGEL MEDIA NETWORK PVT LTD	NON-NEWS	DOWNLINKING	ENGLISH/ HINDI/ TAMIL	07/02/2008
291	HBN	TELEBRANDS INDIA PRIVATE LIMITED	NON-NEWS	UPLINKING	HINDI	07/02/2008
292	DW TV	CABSAT CHANNELS PRIVATE LIMITED	NEWS	DOWNLINKING	GERMAN/ ENGLISH	11/02/2008
293	DAYSTAR TELEVISION NETWORK	DAYSTAR TELEVISION NETWORK INDIA PVT. LTD.	NON-NEWS	DOWNLINKING	ENGLISH	15/02/2008
294	AUSTRALIA NETWORK	SETPRO 18 DISTRIBUTION PVT LTD	NEWS	DOWNLINKING	ENGLISH	15/02/2008
295	MALLEMAALA	MALLEMAALA ENTERTAINMENTS PRIVATE LIMITED	NON-NEWS	UPLINKING	TELUGU	25/02/2008
296	MANA TELUGU	NOIDA SOFTWARE TECHNOLOGY PARK LTD.	NON-NEWS	DOWNLINKING	ENGLISH/TELUGU/ AND ALL INDIAN SCHEDULED LANGUAGES	29/02/2008
297	NHK WORLD TV	NOIDA SOFTWARE TECHNOLOGY PARK LTD.	NEWS	DOWNLINKING	ENGLISH/ JAPANESE	25/03/2008
298	NHK WORLD PREMIUM	NOIDA SOFTWARE TECHNOLOGY PARK LTD.	NEWS	DOWNLINKING	ENGLISH/ JAPANESE	26/03/2008
299	IBN LOKMAT	IBN LOKMAT NEWS PRIVATE LIMITED	NEWS	UPLINKING	MARATHI	26/03/2008
300	CNEB	COMPLETE NEWS AND ENTERTAINMENT BROADCAST PRIVATE	NEWS	UPLINKING	ENGLISH	27/03/2008
301	TEN SPORTS	TAJ TELEVISION (INDIA) PRIVATE LIMITED	NON-NEWS	DOWNLINKING	ENGLISH	27/03/2008
302	ITV NEWS	INFORMATION TV PRIVATE LIMITED	NEWS	UPLINKING	HINDI/ ENGLISH/ NORTH INDIAN LANGUAGES	28/03/2008
303	POLIMER	POLIMER MEDIA PRIVATE LIMITED	NEWS	UPLINKING	TAMIL	07/04/2008
304	CHANNEL NEWS ASIA INTERNATIONAL	MCN INTERNATIONAL INDIA PVT LTD.	NEWS	DOWNLINKING	ENGLISH	07/04/2008
305	HM TV	HYDERABAD MEDIA HOUSE LIMITED	NEWS	UPLINKING	TELUGU/ HINDI/ ENGLISH/NORTH INDIAN LANGUAGES	02/05/2008
306	INDIA NEWS HARYANA	INFORMATION TV PRIVATE LIMITED	NEWS	UPLINKING	HINDI	06/05/2008

Annexure 5.1 (Contd.)

Sr.No	Name of Channel	Name of Company	Type of Channel	Permitted For Uplink/ Downlink	Language of Channel	Date of Permission
307	TRAVEL XP	CELEBRITIES MANAGMENT PRIVATE LIMITED	NON-NEWS	UPLINKING	REGIONAL LANGUAGES	08/05/2008
308	MAURYA	MAURYA TV PRIVATE LIMITED	NEWS	UPLINKING	HINDI	09/05/2008
309	ANIMAL PLANET	DISCOVERY COMMUNICATION INDIA PRIVATE LIMITED	NON-NEWS	DOWNLINKING	ENGLISH/ HINDI	12/05/2008
310	DISCOVERY CHANNEL	DISCOVERY COMMUNICATION INDIA PRIVATE LIMITED	NON-NEWS	DOWNLINKING	ENGLISH, HINDI, TAMIL, TELUGU, MALAYALAM, MARATHI AND BENGALI LANGUAGES	12/05/2008
311	TLC	DISCOVERY COMMUNICATION INDIA PRIVATE LIMITED	NON-NEWS	DOWNLINKING	ENGLISH, HINDI, TAMIL, TELUGU, MALAYALAM, MARATHI AND BENGALI	12/05/2008
312	HAMAR TV	POSITIV TELEVISION PRIVATE LIMITED	NEWS	UPLINKING	HINDI	14/05/2008
313	HY TV	POSITIV TELEVISION PRIVATE LIMITED	NEWS	UPLINKING	BHOJPURI/ MARATHI/ HINDI/ TELUGU/ URDU/ OTHER REGIONAL LANGUAGES	14/05/2008
314	FOX TRAVELLER CHANNEL(FOX HISTORY AND TRAVELLER)(FOX HISTORY AND ENTERTAINMENT)	NGC NETWORK INDIA PVT LTD	NON-NEWS	DOWNLINKING	ENGLISH/ HINDI/ AND OTHER INDIAN LANGUAGES	16/05/2008
315	NATIONAL GEOGRAPHIC	NGC NETWORK INDIA PVT LTD	NON-NEWS	DOWNLINKING	ENGLISH/ HINDI/ REGIONAL LANGUAGES	16/05/2008
316	THE MGM	MGM PROGRAMMING SERVICES INDIA PVT. LTD.	NON-NEWS	DOWNLINKING	ENGLISH	30/05/2008
317	ZOOM TV	ZOOM ENTERTAINMENT NETWORK LIMITED	NON-NEWS	UPLINKING	HINDI/ ENGLISH	03/06/2008
318	ANIMAX	MULTI SCREEN MEDIA PRIVATE	NON-NEWS	DOWNLINKING	ENGLISH	05/06/2008
319	AXN	MULTI SCREEN MEDIA PRIVATE	NON-NEWS	DOWNLINKING	ENGLISH/ HINDI/ AND OTHER	05/06/2008
320	CHANNEL INTERNATIONAL	STAR INTERNATIONAL NETWORKS PVT LTD	NON-NEWS	DOWNLINKING	ENGLISH	05/06/2008
321	TV 5 MONDE	CATVISION PRODUCTS LTD.	NEWS	DOWNLINKING	FRENCH	05/06/2008

Annexure 5.1 (Contd.)

Sr.No	Name of Channel	Name of Company	Type of Channel	Permitted For Uplink/ Downlink	Language of Channel	Date of Permission
322	SET MAX	MULTI SCREEN MEDIA PRIVATE LIMITED	NON-NEWS	DOWNLINKING	ENGLISH/ HINDI/ AND OTHER INDIAN LANGUAGES	05/06/2008
323	SET PIX	MULTI SCREEN MEDIA PRIVATE LIMITED	NON-NEWS	DOWNLINKING	ENGLISH/ HINDI/ AND OTHER INDIAN LANGUAGES	05/06/2008
324	SAB	MULTI SCREEN MEDIA PRIVATE LIMITED	NON-NEWS	DOWNLINKING	ENGLISH/ HINDI/ AND OTHER INDIAN LANGUAGES	05/06/2008
325	SONY ENTERTAINMENT TELEVISION-SET	MULTI SCREEN MEDIA PRIVATE LIMITED	NON-NEWS	DOWNLINKING	ENGLISH/ HINDI/ AND OTHER INDIAN LANGUAGES	05/06/2008
326	DNN	DILIP BUILDCON PRIVATE LIMITED	NEWS	UPLINKING	HINDI	06/06/2008
327	MUSIC CHOICE	MUSIC CHOICE INDIA PRIVATE LIMITED.	NON-NEWS	UPLINKING	HINDI/ PUNJABI/ TAMIL/ URDU	09/06/2008
328	MTV	VIACOM 18 MEDIA PRIVATE LIMITED	NON-NEWS	UPLINKING	ENGLISH/ HINDI	12/06/2008
329	VH 1	VIACOM 18 MEDIA PRIVATE LIMITED	NON-NEW	UPLINKING	HINDI/ ENGLISH	12/06/2008
330	NICK	VIACOM 18 MEDIA PRIVATE LIMITED	NON-NEWS	UPLINKING	HINDI/ ENGLISH	12/06/2008
331	COLORS	VIACOM 18 MEDIA PRIVATE LIMITED	NON-NEWS	UPLINKING	HINDI	12/06/2008
332	MTV2	VIACOM 18 MEDIA PRIVATE LIMITED	NON-NEWS	UPLINKING	ENGLISH/ HINDI	12/06/2008
333	CNN INTERNATIONAL	IBN18 BROADCAST LIMITED	NEWS	DOWNLINKING	ENGLISH	13/06/2008
334	BOOMERANG	TURNER INTERNATIONAL INDIA PVT. LTD.	NON-NEWS	DOWNLINKING	ENGLISH	13/06/2008
335	TCM TURNER CLASSIC MOVIES	TURNER INTERNATIONAL INDIA PVT. LTD.	NON-NEWS	DOWNLINKING	ENGLISH	13/06/2008
336	POGO	TURNER INTERNATIONAL INDIA PVT. LTD.	NON-NEWS	DOWNLINKING	ENGLISH/ HINDI	13/06/2008
337	CARTOON NETWORK	TURNER INTERNATIONAL INDIA PVT. LTD.	NON-NEWS	DOWNLINKING	ENGLISH/ HINDI	13/06/2008
338	ESPN	ESPN SOFTWARE INDIA PRIVATE LIMITED	NON-NEWS	DOWNLINKING	ENGLISH/ HINDI	20/06/2008
339	STAR SPORTS	ESPN SOFTWARE INDIA PRIVATE LIMITED	NON-NEWS	DOWNLINKING	ENGLISH/ HINDI	26/06/2008
340	KALAINAR SEITHIGAL	KALAINAR TV PRIVATE LIMITED	NEWS	UPLINKING	TAMIL	01/07/2008

Annexure 5.1 (Contd.)

Sr.No	Name of Channel	Name of Company	Type of Channel	Permitted For Uplink/ Downlink	Language of Channel	Date of Permission
341	R PLUS	RAHUL SPRINGS PVT LTD	NEWS	UPLINKING	BANGLA	04/07/2008
342	STAR TELUGU	VIJAY TELEVISION PRIVATE LIMITED	NON-NEWS	UPLINKING	TELUGU/ ENGLISH	04/07/2008
343	TOON DISNEY	THE WALT DISNEY COMPANY INDIA PVT LTD	NON-NEWS	DOWNLINKING	ENGLISH, HINDI, TAMIL AND TELUGU LANGUAGES	08/07/2008
344	BBC WORLD	BBC WORLD INDIA PVT LTD	NEWS	DOWNLINKING	ENGLISH	08/07/2008
345	HBO	TURNER INTERNATIONAL INDIA PVT. LTD.	NON-NEWS	DOWNLINKING	ENGLISH	08/07/2008
346	DISNEY CHANNEL	THE WALT DISNEY COMPANY INDIA PVT LTD	NON-NEWS	DOWNLINKING	HINDI/ ENGLISH/ TELUGU LANGUAGES	08/07/2008
347	STAR JALSHAA	STAR ENTERTAINMENT MEDIA PRIVATE LIMITED	NON-NEWS	UPLINKING	BENGALI ENGLISH	15/07/2008
348	STAR PARVAH	STAR ENTERTAINMENT MEDIA PRIVATE LIMITED	NON-NEWS	UPLINKING	MARATHI AND ENGLISH	15/07/2008
349	ZEE TALKIES	ZEE ENTERTAINMENT ENTERPRISES LIMITED	NON-NEWS	UPLINKING	MARATHI	17/07/2008
350	CNN-IBN CHANNEL -1	IBN18 BROADCAST LIMITED	NEWS	UPLINKING	ENGLISH/ REGIONAL	18/07/2008
351	CNN-IBN CHANNEL -2	IBN18 BROADCAST LIMITED	NEWS	UPLINKING	ENGLISH/REGIONAL	18/07/2008
352	CNN-IBN CHANNEL-3	IBN18 BROADCAST LIMITED	NEWS	UPLINKING	ENGLISH/REGIONAL	18/07/2008
353	STUDIO 1	NARNE NETWORKS PRIVATE LIMITED	NON-NEWS	UPLINKING	TELUGU/ HINDI/ ENGLISH	25/07/2008
354	STUDIO N	NARNE NETWORKS PRIVATE LIMITED	NEWS	UPLINKING	TELUGU/ HINDI/ ENGLISH	25/07/2008
355	PTC NEWS	G-NEXT MEDIA PRIVATE LIMITED	NEWS	UPLINKING	HINDI/PUNJABI	30/07/2008
356	PTC PUNJABI	G-NEXT MEDIA PRIVATE LIMITED	NON-NEWS	UPLINKING	HINDI/ PUNJABI	30/07/2008
357	PTC CHAK DE	G-NEXT MEDIA PRIVATE LIMITED	NON-NEWS	UPLINKING	HINDI/PUNJABI	30/07/2008
358	DY 365	BRAHMAPUTRA TELE-PRODUCTIONS PRIVATE LIMITED	NEWS	UPLINKING	ASSAMESE/ HINDI/ ENGLISH	30/07/2008
359	VANITHA TV	RACHANA TELEVISION PRIVATE LIMITED	NEWS	UPLINKING	TELUGU	31/07/2008

Annexure 5.1 (Contd.)

Sr.No	Name of Channel	Name of Company	Type of Channel	Permitted For Uplink/ Downlink	Language of Channel	Date of Permission
360	SRI SANKARA	KAMADHENU TELEFILMS PRIVATE LIMITED	NON-NEWS	UPLINKING	HINDI/ TELUGU/ KANNADA/ TAMIL/ MALAYALAM/ ENGLISH	31/07/2008
361	ZEE TAMIL	ZEE NEWS LTD.	NEWS	UPLINKING	TAMIL	06/08/2008
362	LUMIERE MOVIES	ALLIANCE LUMINERE PRIVATE LIMITED	NON-NEWS	UPLINKING	ENGLISH/ HINDI	06/08/2008
363	IMAGINE SHOWBIZ	BIG SHOWBIZ ROADCAST LTD.	NON-NEWS	UPLINKING	ENGLISH/ HINDI	06/08/2008
364	ARIRANG TV	PLANET E-SHOP HOLDINGS INDIA LIMITED	NEWS	DOWNLINKING	ENGLISH	06/08/2008
365	TARANG	ODISHA TELEVISION LIMITED	NON-NEWS	UPLINKING	ORIYA	06/08/2008
366	KHOJ INDIA	SIGNET COMMUNICATIONS PRIVATE LIMITED	NEWS	UPLINKING	ENGLISH/ HINDI	07/08/2008
367	MAHUUA NEWS	MAHUUA MEDIA PRIVATE LIMITED	NEWS	UPLINKING	BHOJPURI/ HINDI/ MITHILA/	08/08/2008
368	MAHUUA BANGLA	MAHUUA MEDIA PRIVATE LIMITED	NON-NEWS	UPLINKING	BHOJPURI/ HINDI	08/08/2008
369	ZEE 24 GHANTE-CHATTISGARH	S.B.MULTIMEDIA PVT. LTD.	NEWS	UPLINKING	HINDI	27/08/2008
370	SS ENTERTAINMENT	L AND C MEDIA PRIVATE LIMITED	NEWS	UPLINKING	TAMIL/ TELGU/ MALYALAM/ KANNADA/ ENGLISH AND ORS	04/09/2008
371	SS MUSIC	L AND C MEDIA PRIVATE LIMITED	NEWS	UPLINKING	TAMIL/ TELUGU/ MALAYALAM/KANNADA/ ENGLISH/ AND OTHER REGIONAL LANGUAGES	04/09/2008
372	BLOOMBERG TELEVISION ASIA- PACIFIC FEED	BLOOMBERG TELEVISION PRODUCTION SERVICES PVT. LTD.	NEWS	DOWNLINKING	ENGLISH	10/09/2008
373	VOYAGES TELEVISION	NEON SOLUTION PVT. LTD	NON-NEWS	DOWNLINKING	ENGLISH	11/09/2008
374	FTV.COM INDIA	NEON SOLUTION PVT. LTD	NON-NEWS	DOWNLINKING	ENGLISH	11/09/2008
375	BIG FAMILY	RELIANCE BIG BROADCASTING PRIVATE LIMITED	NON-NEWS	UPLINKING	HINDI	18/09/2008
376	BIG BONDHON	RELIANCE BIG BROADCASTING PRIVATE LIMITED	NON-NEWS	UPLINKING	BANGLA	18/09/2008
377	BIG SANJHA	RELIANCE BIG BROADCASTING PRIVATE LIMITED	NON-NEWS	UPLINKING	PUNJABI	18/09/2008

Annexure 5.1 (Contd.)

Sr.No	Name of Channel	Name of Company	Type of Channel	Permitted For Uplink/ Downlink	Language of Channel	Date of Permission
378	BIG GAURAV	RELIANCE BIG BROADCASTING PRIVATE LIMITED	NON-NEWS	UPLINKING	MARATHI	18/09/2008
379	BIG ULLAS	RELIANCE BIG BROADCASTING PRIVATE LIMITED	NON-NEWS	UPLINKING	GUJRATHI	18/09/2008
380	BIG MAGIC	RELIANCE BIG BROADCASTING PRIVATE LIMITED	NON-NEWS	UPLINKING	HINDI	18/09/2008
381	BIG HOLLYWOOD	RELIANCE BIG BROADCASTING PRIVATE LIMITED	NON-NEWS	UPLINKING	ENGLISH	18/09/2008
382	BIG CHOBI	RELIANCE BIG BROADCASTING PRIVATE LIMITED	NON-NEWS	UPLINKING	BANGLA	18/09/2008
383	BIG MAUJA	RELIANCE BIG BROADCASTING PRIVATE LIMITED	NON-NEWS	UPLINKING	TAMIL	18/09/2008
384	BIG CHITRAPAT	RELIANCE BIG BROADCASTING PRIVATE LIMITED	NON-NEWS	UPLINKING	MARATHI	18/09/2008
385	BIG HITS	RELIANCE BIG BROADCASTING PRIVATE LIMITED	NON-NEWS	UPLINKING	HINDI	18/09/2008
386	BIG JUICE	RELIANCE BIG BROADCASTING PRIVATE LIMITED	NON-NEWS	UPLINKING	ENGLISH	18/09/2008
387	BIG CBS HD (BIG ISAI)	RELIANCE BIG BROADCASTING PRIVATE LIMITED	NON-NEWS	UPLINKING	ENGLISH AND HINDI	18/09/2008
388	BIG SANGEET	RELIANCE BIG BROADCASTING PRIVATE LIMITED	NON-NEWS	UPLINKING	BANGLA	18/09/2008
389	ZAPAK TV HINDI	RELIANCE BIG BROADCASTING PRIVATE LIMITED	NON-NEWS	UPLINKING	HINDI	18/09/2008
390	ZAPAK TV	RELIANCE BIG BROADCASTING PRIVATE LIMITED	NON-NEWS	UPLINKING	ENGLISH	18/09/2008
391	BIG CBS SPARK PUNJABI (BIG FOOD)	RELIANCE BIG BROADCASTING PRIVATE LIMITED	NON-NEWS	UPLINKING	ENGLISH, HINDI AND PUNJABI	18/09/2008
392	BIG FITNESS 247	RELIANCE BIG BROADCASTING PRIVATE LIMITED	NON-NEWS	UPLINKING	HINDI/ ENGLISH	18/09/2008
393	BIG HEALTH	RELIANCE BIG BROADCASTING PRIVATE LIMITED	NON-NEWS	UPLINKING	ENGLISH	18/09/2008

Annexure 5.1 (Contd.)

Sr.No	Name of Channel	Name of Company	Type of Channel	Permitted For Uplink/ Downlink	Language of Channel	Date of Permission
394	BIG SPIRITUAL	RELIANCE BIG BROADCASTING PRIVATE LIMITED	NON-NEWS	UPLINKING	ENGLISH	18/09/2008
395	MOON TV	MOON VISION PRIVATE LIMITED	NEWS	UPLINKING	TAMIL AND ENGLISH	19/09/2008
396	A TV	OPPORTUNITY MEDIA PRIVATE LIMITED	NON-NEWS	UPLINKING	ENGLISH	24/09/2008
397	DIVYA	DIVYA BROADCASTING NETWORK PRIVATE LIMITED	NON-NEWS	UPLINKING	HINDI/ PUNJABI/ ENGLISH/ URDU	25/09/2008
398	BIZZ NEWS	BIZZ NEWS PRIVATE LIMITED	NEWS	UPLINKING	GUJARATI	07/10/2008
399	365 DIN	HERITAGE TELEVENTURE AND MEDIA PRIVATE LIMITED	NEWS	UPLINKING	HINDI	13/10/2008
400	ZOOM DIVA	ZOOM ENTERTAINMENT NETWORK LIMITED	NON-NEWS	UPLINKING	HINDI/ ENGLISH	20/10/2008
401	TV 24	A ONE NEWS TIME BROADCASTING PRIVATE LIMITED	NEWS	UPLINKING	HINDI/ PUNJABI/ ENGLISH	21/10/2008
402	AATH	BANGLA ENTERTAINMENT PRIVATE LIMITED	NON-NEWS	UPLINKING	BANGLA	27/10/2008
403	ET NOW	TIMES GLOBAL BROADCASTING COMPANY LIMITED	NEWS	UPLINKING	ENGLISH	05/11/2008
404	MIRACLENET	PLANET E-SHOP HOLDINGS INDIA LIMITED	NON-NEWS	DOWNLINKING	ENGLISH/ HINDI/ TAMIL/ TELUGU/ MALAYALAM	06/11/2008
405	AASTHA	VEDIC BROADCASTINGS LIMITED	NON-NEWS	UPLINKING	HINDI	06/11/2008
406	AASTHA BHAJAN	VEDIC BROADCASTINGS LIMITED	NON-NEWS	UPLINKING	HINDI	06/11/2008
407	ANGEL TV	TRINITY TELEVISION PRIVATE LIMITED	NON-NEWS	UPLINKING	TAMIL/ ENGLISH AND OTHER INDIAN LANGUAGES	11/11/2008
408	VIJAY TV	VIJAY TELEVISION PRIVATE LIMITED	NON-NEWS	UPLINKING	TAMIL/ ENGLISH	12/11/2008
409	KAMYAB TV	KAMYAB TELEVISION PRIVATE LIMITED	NEWS	UPLINKING	ORIYA	12/11/2008
410	MUNSIF TV	DERA TELEVISIONS PRIVATE LIMITED	NEWS	UPLINKING	URDU/ HINDI/ENGLISH/ REGIONAL LANGUAGES	12/11/2008
411	ZEE CINEMA-MIDDLE EAST	ZEE ENTERTAINMENT ENTERPRISES LIMITED	NON-NEWS	UPLINKING	HINDI/ENGLISH/FOREIGN	17/11/2008
412	ZEE SEA	ZEE ENTERTAINMENT ENTERPRISES LIMITED	NON-NEWS	UPLINKING	HINDI/ ENGLISH/ FOREIGN	17/11/2008

Annexure 5.1 (Contd.)

Sr.No	Name of Channel	Name of Company	Type of Channel	Permitted For Uplink/ Downlink	Language of Channel	Date of Permission
413	ZEE ME	ZEE ENTERTAINMENT ENTERPRISES LIMITED	NON-NEWS	UPLINKING	HINDI/ ENGLISH/ FOREIGN	17/11/2008
414	ZEE VARIASI (ZEE ASTRO)	ZEE ENTERTAINMENT ENTERPRISES LIMITED	NON-NEWS	UPLINKING	HINDI/ ENGLISH/ FOREIGN	17/11/2008
415	FOOD FOOD TV	TURMERIC VISION PRIVATE LIMITED	NON-NEWS	UPLINKING	HINDI/ ENGLISH/ OTHER	20/11/2008
416	EXPLORE TV	EXPLORE BROADCASTING PRIVATE LIMITED	NON-NEWS	UPLINKING	HINDI/ENGLISH	21/11/2008
417	MAHAA NEWS (MAHAA TV)	MONICA BROADCASTING PRIVATE LIMITED	NEWS	UPLINKING	TELUGU/ HINDI/ OTHER REGIONAL LANGUAGES	26/11/2008
418	SADHNA NEWS BIHAR	SHARP EYE ADVERTISING PRIVATE LIMITED	NEWS	UPLINKING	HINDI	28/11/2008
419	SUVARNA	ASIANET COMMUNICATIONS	NON-NEWS	UPLINKING	KANNADA/ ENGLISH	08/12/2008
420	RUSSIA TODAY	LAMHAS SATELLITE SERVICES LIMITED	NEWS	DOWNLINKING	ENGLISH	10/12/2008
421	REAL TV	REAL GLOBAL BROADCASTING PVT.	NON-NEW	DOWNLINKING	HINDI	23/12/2008
422	MAZHAVIL MANORAMA (MANORAMA)	MM TV LIMITED	NON-NEWS	UPLINKING	MALAYALAM	26/12/2008
423	MANORAMA YUVA	MM TV LIMITED	NON-NEWS	UPLINKING	MALAYALAM	26/12/2008
424	SAKSHI	INDIRA TELEVISION LIMITED	NEWS	UPLINKING	HINDI/ ENGLISH	31/12/2008
425	RAJ NEWS KANNADA	RAJ TELEVISION NETWORK LIMITED	NEWS	UPLINKING	TAMIL	14/01/2009
426	RAJ MUSIX KANNADA	RAJ TELEVISION NETWORK LIMITED	NON-NEWS	UPLINKING	KANNADA	14/01/2009
427	KALAINGAR CHITHIRAM	KALAINGAR TV PRIVATE LIMITED	NON-NEWS	UPLINKING	TAMIL	03/02/2009
428	TARANG MUSIC	ODISHA TELEVISION LIMITED	NON-NEWS	UPLINKING	ORIYA	03/02/2009
429	KALAINGAR SIRIPPOLI	KALAINGAR TV PRIVATE	NON-NEWS	UPLINKING	TAMIL	03/02/2009
430	BABY TV	FOX CHANNELS INDIA PVT LTD	NON-NEWS	DOWNLINKING	ENGLISH/ HINDI/ REGIONAL LANGUAGES	04/02/2009
431	FOX CRIME	FOX CHANNELS INDIA PVT LTD	NON-NEWS	DOWNLINKING	ENGLISH/ HINDI/OTHER REGIONAL LANGUAGES	04/02/2009
432	FX	FOX CHANNELS INDIA PVT LTD	NON-NEWS	DOWNLINKING	ENGLISH/HINDI/REGIONAL LANGUAGES	04/02/2009

Annexure 5.1 (Contd.)

Sr.No	Name of Channel	Name of Company	Type of Channel	Permitted For Uplink/ Downlink	Language of Channel	Date of Permission
433	TV 99	CHANNEL 99 MEDIA NETWORK PRIVATE LIMITED	NEWS	UPLINKING	HINDI/ ENGLISH	05/02/2009
434	WB	TURNER INTERNATIONAL INDIA PVT. LTD.	NON-NEWS	DOWNLINKING	ENGLISH	05/02/2009
435	SANATAN TV	SANATAN INDIA NETWORKING PRIVATE LIMITED	NON-NEWS	UPLINKING	HINDI/ ENGLISH AND ALL INDIAN SCHEDULED LANGUAGES	10/02/2009
436	MAGIK	ALLIANCE STRATEGIES LIMITED	NON-NEWS	UPLINKING	HINDI	16/02/2009
437	HBC NEWS	HINDUSTAN BROADCASTING COMPANY PRIVATE	NEWS	UPLINKING	HINDI/ ENGLISH OTHER NORTH INDIAN LANGUAGES	26/02/2009
438	ENTER 10 MOVIES	ENTER 10 TELEVISION PRIVATE LIMITED	NON-NEWS	UPLINKING	HINDI/ ENGLISH	26/02/2009
439	RAJ NEWS MALAYALAM	RAJ TELEVISION NETWORK LIMITED	NEWS	UPLINKING	MALAYALAM	26/02/2009
440	RAJ PARIWAR	RAJ TELEVISION NETWORK LIMITED	NEWS	UPLINKING	TELUGU	26/02/2009
441	RAJ MUSIX MALAYALAM	RAJ TELEVISION NETWORK LIMITED	NON-NEWS	UPLINKING	MALAYALAM	26/02/2009
442	RAJ MUSIX TELUGU	RAJ TELEVISION NETWORK LIMITED	NON-NEWS	UPLINKING	TELUGU	26/02/2009
443	G-TV	SPV COMMUNICATIONS INDIA LIMITED	NEWS	UPLINKING	TAMIL	27/02/2009
444	ZEE 24 GHANTALU	ZEE NEWS LTD.	NEWS	UPLINKING	TELUGU	27/02/2009
445	ZEE NEWS UTTAR PRADESH	ZEE NEWS LTD.	NEWS	UPLINKING	HINDI	27/02/2009
446	DAY N NIGHT NEWS	KANSAN NEWS PRIVATE LIMITED	NEWS	UPLINKING	PUNJABI/ HINDI/ ENGLISH	19/03/2009
447	VISION TV SHIKSHA	VISION CORPORATION LIMITED	NON-NEWS	UPLINKING	HINDI	31/03/2009
448	VISION TV MUSIC	VISION CORPORATION LIMITED	NON-NEWS	UPLINKING	HINDI/ DIALECTS	31/03/2009
449	VISION TV ENTERTAINMENT	VISION CORPORATION LIMITED	NON-NEWS	UPLINKING	HINDI	31/03/2009
450	ZEE PUNJABI PLUS	ZEE ENTERTAINMENT ENTERPRISES LIMITED	NON-NEWS	UPLINKING	PUNJABI/ HINDI	06/04/2009
451	ZEE BOLLYWOOD	ZEE ENTERTAINMENT ENTERPRISES LIMITED	NON-NEWS	UPLINKING	PUNJABI/ HINDI	06/04/2009

Annexure 5.1 (Contd.)

Sr.No	Name of Channel	Name of Company	Type of Channel	Permitted For Uplink/ Downlink	Language of Channel	Date of Permission
452	ARADANA	ARADANA BROADCASTING INTERNATIONAL PRIVATE LIMITED	NON-NEWS	UPLINKING	TELUGU/ ENGLISH/ HINDI	06/04/2009
453	SATHIYAM	SATHIYAM MEDIA VISION PRIVATE LIMITED	NEWS	UPLINKING	TAMIL/ ENGLISH/ ALL OTHER INDIAN SCHEDULE	16/04/2009
454	NEWS TIME ASSAM	BRAND VALUE COMMUNICATIONS PRIVATE LIMITED	NEWS	UPLINKING	ASSAMI	17/04/2009
455	DHARAMA (SAI TV)	SUDARSHAN TV CHANNEL LIMITED	NON-NEWS	UPLINKING	HINDI	24/04/2009
456	A TO Z	SUDARSHAN TV CHANNEL LIMITED	NEWS	UPLINKING	HINDI	24/04/2009
457	A TO	SUDARSHAN TV CHANNEL LIMITED	NON-NEWS	UPLINKING	HINDI	24/04/2009
458	KANAK SAMBAD	EASTERN MEDIA LIMITED	NEWS	UPLINKING	ORIYA	23/06/2009
459	KALAINAR ASIA	KALAINAR TV PRIVATE LIMITED	NEWS	UPLINKING	TAMIL	30/06/2009
460	ABN-ANDHRA JYOTHI	AAMODA BROADCASTING COMPANY PRIVATE LIMITED	NEWS	UPLINKING	TELUGU	30/06/2009
461	NAT GEO WILD	FOX CHANNELS INDIA PVT LTD	NON-NEWS	DOWNLINKING	ENGLISH/ HINDI/ REGIONAL LANGUAGES	02/07/2009
462	NAT GEO MUSIC	FOX CHANNELS INDIA PVT LTD	NON-NEWS	DOWNLINKING	ENGLISH/HINDI/ REGIONAL LANGUAGES	02/07/2009
463	NAT GEO	FOX CHANNELS INDIA PVT LTD	NON-NEWS	DOWNLINKING	ENGLISH/ HINDI/ REGIONAL LANGUAGES	02/07/2009
464	NATIONAL GEOGRAPHIC HD	FOX CHANNELS INDIA PVT LTD	NON-NEWS	DOWNLINKING	ENGLISH/ HINDI/ REGIONAL LANGUAGES	02/07/2009
465	FRESH TV	RAMA ASSOCIATES LIMITED	NON-NEW	DOWNLINKING	ENGLISH	06/07/2009
466	FRONTIER TV	PRIYAMDA MEDIA & INFOTAINMENT PRIVATE LIMITED	NEWS	UPLINKING	HINDI	08/07/2009
467	RANG	PRIDE EAST ENTERTAINMENTS PRIVATE LIMITED	NON-NEWS	UPLINKING	HINDI/ ENGLISH/ ASSAMI	09/07/2009
468	VEDIC	VEDIC BROADCASTINGS LIMITED	NON-NEWS	UPLINKING	HINDI/ GUJARATI/OTHER INDIAN LANGUAGES AND ENGLISH	23/07/2009

Annexure 5.1 (Contd.)

Sr.No	Name of Channel	Name of Company	Type of Channel	Permitted For Uplink/ Downlink	Language of Channel	Date of Permission
469	MAYABAZAR (RHYTHM)	VYJAYANTHI TELEVENTURES PRIVATE LIMITED	NON-NEWS	UPLINKING	TELUGU	23/07/2009
470	KRISHANA TV	KRISHNASWAMY ASSOCIATES MEDIA RENAISSANCE	NON-NEWS	UPLINKING	TAMIL/ ENGLISH	23/07/2009
471	AWAAM	INFORMATION TV PRIVATE LIMITED	NEWS	UPLINKING	URDU	10/08/2009
472	INDIA NEWS UTTAR PRADESH (MARRIAGE TV), (DELHI NEWS)	INFORMATION TV PRIVATE LIMITED	NEWS	UPLINKING	ENGLISH/ HINDI	10/08/2009
473	DISCOVERY HD	DISCOVERY COMMUNICATION INDIA PRIVATE LIMITED	NON-NEWS	DOWNLINKING	ENGLISH/ HINDI	10/08/2009
474	DISCOVERY SCIENCE	DISCOVERY COMMUNICATION INDIA PRIVATE LIMITED	NON-NEWS	DOWNLINKING	ENGLISH/ HINDI	10/08/2009
475	DISCOVERY TURBO	DISCOVERY COMMUNICATION INDIA PRIVATE LIMITED	NON-NEWS	DOWNLINKING	ENGLISH/ HINDI	10/08/2009
476	SAMAJ	INFORMATION TV PRIVATE LIMITED	NEWS	UPLINKING	HINDI/ OTHER NORTH INDIAN REGIONAL LANGUAGES	10/08/2009
477	INDIA NEWS PUNJAB (MUMBAI NEWS)	INFORMATION TV PRIVATE LIMITED	NEWS	UPLINKING	HINDI/ OTHER NORTH INDIAN REGIONAL LANGUAGES	10/08/2009
478	INDIA TV WIZ	INDEPENDENT NEWS SERVICE PVTLTD	NEWS	UPLINKING	ENGLISH/ HINDI	11/08/2009
479	LIVE TODAY	PAVITAR ENTERTAINMENT PVT. LTD.	NEWS	UPLINKING	PUNJABI/ HINDI/ ENGLISH	11/08/2009
480	RAFTAAR MEDIA	RAFTAAR MEDIA PRIVATE LIMITED	NEWS	UPLINKING	HINDI ENGLISH AND ALL INDIAN SCHEDULED LANGUAGES	13/08/2009
481	CHANNEL UFX	CLEMET VENTURES PRIVATE LIMITED	NON-NEWS	UPLINKING	TAMIL/ TELUGU/ MALAYALAM/ KANNADA/ HINDI/	18/08/2009
482	CAPTAIN TV	CAPTAIN MEDIA PRIVATE LIMITED	NEWS	UPLINKING	TAMIL/ ENGLISH	18/08/2009
483	MARATHI MUSIC	OSCAR MEDIA PRIVATE LIMITED	NON-NEWS	UPLINKING	HINDI/ BHOJPURI/ ENGLISH/ MARATHI	28/08/2009
484	CITY PLUS	ANOLI HOLDINGS PRIVATE LIMITED	NON-NEWS	UPLINKING	HINDI	02/09/2009
485	R.K. NEWS (KATYAYANI)	SHARP EYE ADVERTISING PRIVATE LIMITED	NEWS	UPLINKING	HINDI	15/09/2009

Annexure 5.1 (Contd.)

Sr.No	Name of Channel	Name of Company	Type of Channel	Permitted For Uplink/ Downlink	Language of Channel	Date of Permission
486	SADHANA NEWS-UTTARAKHAND/HIMACHAL	SHARP EYE ADVERTISING PRIVATE LIMITED	NEWS	UPLINKING	HINDI	15/09/2009
487	SADHANA NEWS-MP	SHARP EYE ADVERTISING PRIVATE LIMITED	NEWS	UPLINKING	HINDI	15/09/2009
488	RAJ TV ASIA	RAJ TELEVISION NETWORK LIMITED	NEWS	UPLINKING	HINDI/ ENGLISH	23/09/2009
489	SK TV	SINDHI KACHHI ENTERTAINMENT CORPORATION LIMITED	NON-NEWS	UPLINKING	SINDHI/ KANCHHI	22/10/2009
490	WHATS ON INDIA	WHATS ON INDIA MEDIA PRIVATE LIMITED	NON-NEWS	UPLINKING	HINDI/ ENGLISH	22/10/2009
491	MBC TV (VON JANTA KI AWAAZ)	JOSH MEDIAVISION PVT LTD	NEWS	UPLINKING	HINDI/ ENGLISH/ BENGALI	29/10/2009
492	KALAINAR MURASU	KALAINAR TVPRIVATE LIMITED	NON-NEWS	UPLINKING	TAMIL	04/11/2009
493	SARTHAK TV (OLLYWOOD TV)	SARTHAK ENTERTAINMENT PRIVATE LIMITED	NON-NEWS	UPLINKING	ORIYA	04/11/2009
494	STV SAMACHAR	SEASHORE SECURITIES LIMITED	NEWS	UPLINKING	HINDI/ ENGLISH	04/11/2009
495	WOMENS WORLD	VASU COMMUNICATION NETWORK LIMITED	NON-NEWS	UPLINKING	HINDI/ ENGLISH	11/11/2009
496	SEA NEWS UTTAR PRADESH	SEA TV NETWORK LIMITED	NEWS	UPLINKING	HINDI/ ENGLISH/ ALL OTHER INDIAN LANGUAGE	11/11/2009
497	SRISTHI	VASU COMMUNICATION NETWORK LIMITED	NON-NEWS	UPLINKING	HINDI/ ENGLISH	11/11/2009
498	VCNL	VASU COMMUNICATION NETWORK LIMITED	NEWS	UPLINKING	HINDI/ ENGLISH	11/11/2009
499	JINVANI	SEA TV NETWORK LIMITED	NON-NEWS	UPLINKING	HINDI/ ENGLISH	11/11/2009
500	HOPE TV	NOIDA SOFTWARE TECHNOLOGY PARK LTD.	NON-NEWS	DOWNLINKING	ENGLISH, TAMIL,HINDI, TELUGU, MALAYALAM AND KANNADA	11/11/2009
501	ARIHANT	AASTHA BROADCASTING NETWORK LIMITED	NON-NEWS	UPLINKING	HINDI/GUJRATI/ENGLISH	18/11/2009
502	NEWS PLUS	NEWSPLUS TELEVISION PRIVATE LIMITED	NEWS	UPLINKING	TAMIL/ ENGLISHAND ALL OTHER INDIAN SCHEDULE LANGUAGES	08/12/2009
503	MEGA MUSIQ	SILVERSTAR COMMUNICATIONS LIMITED	NON-NEWS	UPLINKING	TAMIL AND ALL OTHER LANGUAGES	29/12/2009

Annexure 5.1 (Contd.)

Sr.No	Name of Channel	Name of Company	Type of Channel	Permitted For Uplink/ Downlink	Language of Channel	Date of Permission
504	MEGA 24	SILVERSTAR COMMUNICATIONS LIMITED	NEWS	UPLINKING	TAMIL/ ENGLISH	29/12/2009
505	WAVES 24X7 (IAAN TV)	IAAN CREATION PVT LTD	NON-NEWS	UPLINKING	HINDI DIALECTS	20/01/2010
506	AYUR LIVING INDIA	VIKAAS TV ALLIANCE PVT LTD	NEWS	UPLINKING	HINDI/ ENGLISH	01/02/2010
507	NDTV HINDU CHENNAI	METRONATION CHENNAI TV PVT LTD	NEWS	UPLINKING	ENGLISH	04/02/2010
508	SAMACHAR 365	YASH SATELLITE INDUSTRIES PRIVATE LIMITED	NEWS	UPLINKING	HINDI/ ENGLISH/ MARATHI	10/02/2010
509	CHANNEL 2	CHANNEL NO 2 NEWS MEDIA PVT LTD	NEWS	UPLINKING	PUNJABI/ HINDI/ENGLISH / ALL OTHER SCHEDULED INDIAN LANGUAGES	22/02/2010
510	DIAMONDCOMICS TV	MEDIA GURU BROADCAST PVT LTD	NON-NEWS	UPLINKING	HINDI AND ALL OTHER INDIAN SCHEDULE LANGUAGES	22/02/2010
511	MDP TV	MEDIA GURU BROADCAST PVT LTD	NON-NEWS	UPLINKING	ENGLISH/ HINDI AND ALL OTHER INDIAN SCHEDULE LANGUAGES	22/02/2010
512	PRIME NEWS (ARYAN TV)	ROCKLAND MEDIA AND COMMUNICATION PRIVATE LIMITED	NEWS	UPLINKING	HINDI/ ENGLISH/ ALL OTHER SCHEDULED LANGUAGES	22/02/2010
513	HOLIDAYS	MEDIA NETWORK BROADCASTING PVT LTD	NON-NEWS	UPLINKING	HINDI/ ENGLISH/ OTHER INDIAN LANGUAGES	23/02/2010
514	LIFE STYLE ASIA	MEDIA NETWORK BROADCASTING PVT LTD	NON-NEWS	UPLINKING	HINDI/ ENGLISH/ OTHER NORTH INDIAN LANGUAGES	23/02/2010
515	WOW	MEDIA NETWORK BROADCASTING PVT LTD	NON-NEWS	UPLINKING	HINDI/ ENGLISH/ OTHER NORTH INDIAN LANGUAGES	23/02/2010
516	NEWS TIME BANGLA	BRAND VALUECOMMUNICATIONS PRIVATE LIMITED	NEWS	UPLINKING	BENGALI	23/02/2010
517	RUPASI BANGLA	BRAND VALUE COMMUNICATIONS PRIVATE LIMITED	NON-NEWS	UPLINKING	BENGALI	23/02/2010
518	PRARTHANA	ODISHA TELEVISION LIMITED	NON-NEWS	UPLINKING	ORIYA	05/03/2010
519	ASIANET MIDDLE EAST	ASIANET COMMUNICATIONS LIMITED	NON-NEWS	UPLINKING	MALAYALAM/ ENGLISH	05/03/2010
520	THENDREL	MUKUNDHAA NETWORK PRIVATE LIMITED	NEWS	UPLINKING	TAMIL	09/03/2010

Annexure 5.1 (Contd.)

Sr.No	Name of Channel	Name of Company	Type of Channel	Permitted For Uplink/ Downlink	Language of Channel	Date of Permission
521	IMAGINE DILSE (NDTV IMAGINE MIDDLE EAST)	NDTV IMAGINE LIMITED	NON-NEWS	UPLINKING	HINDI/ ENGLISH	12/03/2010
522	SANGEET BHOJPURI	MEDIA WORLDWIDE PRIVATE LIMITED	NON-NEWS	UPLINKING	MULTILINGUAL	19/03/2010
523	CUSINE TV	DIKSAT TRANSWORLD LIMITED	NEWS	UPLINKING	ENGLISH	19/03/2010
524	WIN TV - U.P.	DIKSAT TRANSWORLD LIMITED	NEWS	UPLINKING	HINDI	19/03/2010
525	TV YUVA	TRAC MULTIMEDIA PVT. LTD.	NEWS	UPLINKING	HINDI/ ENGLISH/ PUNJABI/BENGALI	13/04/2010
526	7 SEA	PANJ DARYA TELECASTING PVT LTD	NEWS	UPLINKING	HINDI/ ENGLISH/ PUNJABI/ ALL INDIAN LANGUAGES	13/04/2010
527	NILCHAKARA	COXSWAIN TECHNOLOGIES LIMITED	NON-NEWS	UPLINKING	ORIYA/ HINDI	13/04/2010
528	RAKSHANA TV	COXSWAIN TECHNOLOGIES LIMITED	NON-NEWS	UPLINKING	TELUGU/ HINDI	13/04/2010
529	TRAVEL TRENDZ TV	TOURISM AND TRAVEL MEDIA ENTERTAINMENT PRIVATE LIMITED	NON-NEWS	UPLINKING	HINDI	15/04/2010
530	AKHON SAMAY	DEVKRIPA VYAPAAR PVT LTD	NEWS	UPLINKING	BENGALI AND ALL OTHER INDIAN SCHEDULE LANGUAGE	15/04/2010
531	SANGEET MARATHI	MEDIA WORLDWIDE PRIVATE LIMITED	NON-NEWS	UPLINKING	MARATHI/ HINDI	20/05/2010
532	MASTIII	TV VISION PVT. LTD.	NON-NEWS	UPLINKING	HINDI	26/05/2010
533	MK NEWS	SOFIYA ENTERTAINMENT PRIVATE LIMITED	NEWS	UPLINKING	HINDI/ MARATHI	02/06/2010
534	SENTINEL NEWS	SENTINEL BROADCASTING PVT LTD	NEWS	UPLINKING	ENGLISH/ HINDI/ ASSAMESE/BENGALI/KHASI/ BODO/MANIPURI/ NAGAMIS	02/06/2010
535	BANSAL NEWS	S.D.BANSAL IRON AND STEEL PVT. LTD.	NEWS	UPLINKING	HINDI/ ENGLISH	02/06/2010
536	DY-365 UP	BRAHMAPUTRA TELE-PRODUCTIONS PRIVATE LIMITED	NEWS	UPLINKING	HINDI/ BHOJPURI	02/06/2010
537	DHOOM (DY 365 ENTERTAINMENT)	BRAHMAPUTRA TELE-PRODUCTIONS PRIVATE LIMITED	NON-NEWS	UPLINKING	ASSAMESE	02/06/2010

Annexure 5.1 (Contd.)

Sr.No	Name of Channel	Name of Company	Type of Channel	Permitted For Uplink/ Downlink	Language of Channel	Date of Permission
538	MAHUA KHOBOR	MAHUA MEDIA PRIVATE LIMITED	NEWS	UPLINKING	BANGLA/ HINDI/ ENGLISH	04/06/2010
539	VEE NEWS	VEECON MEDIA AND BROADCASTING PVT LTD	NEWS	UPLINKING	HINDI/ ENGLISH AND ALL OTHER INDIAN SCHEDULE LANGUAGE	10/06/2010
540	KATYAYANI	VEECON MEDIA AND BROADCASTING PVT LTD	NEWS	UPLINKING	HINDI/ ENGLISH AND ALL OTHER INDIAN SCHEDULE LANGUAGE	10/06/2010
541	DARSHANA	SATHYA DHARA COMMUNICATION PVT LTD	NON-NEWS	UPLINKING	MALAYALAM	21/06/2010
542	JANASRI	YASH SATELLITE INDUSTRIES PRIVATE LIMITED	NEWS	UPLINKING	HINDI/ ENGLISH/ PUNJABI	23/06/2010
543	VIKAAS TV	VIKAAS TV ALLIANCE PVT LTD	NEWS	UPLINKING	GUJARATI/ HINDI/ ENGLISH/ OTHER INDIAN LANGUAGES	06/07/2010
544	STAR/CJ ALIVE	STAR CJ NETWORK INDIA PRIVATE LIMITED	NON-NEWS	UPLINKING	ENGLISH/ HINDI/ OTHER REGIONAL LANGUAGES	16/07/2010
545	STAR WORLD	STAR INDIA PRIVATE LIMITED	NON-NEWS	UPLINKING	ENGLISH	16/07/2010
546	STAR MOVIES	STAR INDIA PRIVATE LIMITED	NON-NEW	UPLINKING	ENGLISH	16/07/2010
547	CHANNEL V	STAR INDIA PRIVATE LIMITED	NON-NEWS	UPLINKING	HINDI/ ENGLISH	16/07/2010
548	STAR PLUS MIDDLE	STAR INDIA PRIVATE LIMITED	NON-NEWS	UPLINKING	HINDI	16/07/2010
549	STAR GOLD	STAR INDIA PRIVATE LIMITED	NON-NEWS	UPLINKING	HINDI	16/07/2010
550	STAR UTSAV	STAR INDIA PRIVATE LIMITED	NON-NEWS	UPLINKING	HINDI	16/07/2010
551	STAR PLUS	STAR INDIA PRIVATE LIMITED	NON-NEW	UPLINKING	HINDI	16/07/2010
552	STAR ONE SOUTH	STAR INDIA PRIVATE LIMITED	NON-NEWS	UPLINKING	HINDI	16/07/2010
553	STAR ONE MIDDLE	STAR INDIA PRIVATE LIMITED	NON-NEWS	UPLINKING	HINDI	16/07/2010
554	STAR ONE	STAR INDIA PRIVATE LIMITED	NON-NEWS	UPLINKING	HINDI	16/07/2010
555	STAR GOLD SOUTH	STAR INDIA PRIVATE LIMITED	NON-NEWS	UPLINKING	HINDI	16/07/2010
556	TAAZA TV	TAAZA INFOTAINMENT PRIVATE LIMITED	NEWS	UPLINKING	HINDI	21/07/2010
557	SADA CHANNEL	HBN ENTERTAINMENT AND BROADCASTING PVT LTD	NEWS	UPLINKING	PUNJABI	22/07/2010
558	MAHUA MOVIES	MAHUA MEDIA PRIVATE LIMITED	NON-NEWS	UPLINKING	BHOJPURI/ HINDI/ ENGLISH	29/07/2010

Annexure 5.1 (Contd.)

Sr.No	Name of Channel	Name of Company	Type of Channel	Permitted For Uplink/ Downlink	Language of Channel	Date of Permission
559	ETV-3	USHODAYA ENTERPRISES PRIVATE LIMITED	NEWS	UPLINKING	TELUGU	30/07/2010
560	ETV-HARYANA/HI MACHAL PRADESH	USHODAYA ENTERPRISES PRIVATE LIMITED	NEWS	UPLINKING	HINDI	30/07/2010
561	ETV CINEMA	USHODAYA ENTERPRISES PRIVATE LIMITED	NON-NEWS	UPLINKING	TELUGU	30/07/2010
562	KAUMUDY	KERELA KAUMUDI PVT LTD	NEWS	UPLINKING	MALAYALAM	09/08/2010
563	CHETONA	ROYS INSTITUTE OF COMPETITIVE EXAMINATION PVT LTD	NEWS	UPLINKING	ENGLISH/ HINDI/ BENGALI	09/08/2010
564	NIRMANA TV	VIKAAS TV ALLIANCE PVT LTD	NEWS	UPLINKING	HINDI/ ENGLISH/ AND OTHER INDIAN LANGUAGE	10/09/2010
565	TOLLY WOOD	ASPIRATION MEDIA PVT. LTD.	NON-NEWS	UPLINKING	ENGLISH/REGIONAL LANGUAGES	10/09/2010
566	VOICE OF NATION	NORTHERN INDIA HOLDINGS PVT LTD	NEWS	UPLINKING	HINDI(IN DIGITAL MODE)	13/09/2010
567	VIJAY INTERNATIONAL FEED	VIJAY TELEVISION PRIVATE LIMITED	NON-NEWS	UPLINKING	TAMIL/ ENGLISH	16/09/2010
568	BHARAT SAMACHAR	TIME TODAY MEDIA NETWORK PRIVATE LIMITED	NEWS	UPLINKING	HINDI/ ENGLISH/ ALL OTHER INDIAN SCHEDULE LANGUAGES	24/09/2010
569	MAHUA MARATHI	MAHUA MEDIA PRIVATE LIMITED	NON-NEWS	UPLINKING	MARATHI AND ALL INDIAN SCHEDULE LANGUAGES	24/09/2010
570	MAHUA PUNJABI	MAHUA MEDIA PRIVATE LIMITED	NON-NEWS	UPLINKING	PUNJABI AND ALL OTHER INDIAN SCHEDULED LANGUAGES	24/09/2010
571	MAHUA TELUGU	MAHUA MEDIA PRIVATE LIMITED	NON-NEWS	UPLINKING	TELUGU AND ALL OTHER INDIAN SCHEDULED LANGUAGES	24/09/2010
572	MAHUA RAJESTHAN	MAHUA MEDIA PRIVATE LIMITED	NON-NEWS	UPLINKING	HINDI AND ALL OTHER INDIAN SCHEDULED LANGUAGES	24/09/2010
573	MAHUA MP	MAHUA MEDIA PRIVATE LIMITED	NON-NEWS	UPLINKING	HINDI AND ALL OTHER INDIAN SCHEDULED LANGUAGES	24/09/2010
574	MAHUA UP	MAHUA MEDIA PRIVATE LIMITED	NEWS	UPLINKING	HINDI AND ALL OTHER INDIAN SCHEDULED LANGUAGES	24/09/2010
575	JANTA TV	LEGEND TRAVEL PVT LTD	NEWS	UPLINKING	HINDI/ ENGLISH AND ALL OTHER INDIAN SCHEDULE LANGUAGES	24/09/2010

Annexure 5.1 (Contd.)

Sr.No	Name of Channel	Name of Company	Type of Channel	Permitted For Uplink/ Downlink	Language of Channel	Date of Permission
576	INDIA TV WORLD	INDEPENDENT NEWS SERVICE PVT LTD	NEWS	UPLINKING	HINDI/ ENGLISH	24/09/2010
577	SUKH SAGAR	VARUN MEDIA PRIVATE LIMITED	NON-NEWS	UPLINKING	HINDI/ ENGLISH/ ALL OTHER INDIAN SCHEDULE LANGUAGES	04/10/2010
578	GOOD LIFE	VARUN MEDIA PRIVATE LIMITED	NON-NEWS	UPLINKING	HINDI/ ENGLISH/ ALL OTHER INDIAN SCHEDULE LANGUAGES	04/10/2010
579	KASTHURI MUSIC	KASTHURI MEDIAS PRIVATE LIMITED	NON-NEWS	UPLINKING	KANNADA	21/10/2010
580	KASTHURI NEWS 24	KASTHURI MEDIAS PRIVATE	NEWS	UPLINKING	KANNADA	21/10/2010
581	ESP NEWS	ESPN SOFTWARE INDIA PRIVATE LIMITED	NEWS	DOWNLINKING	ENGLISH	21/10/2010
582	GNN BHAKTI (GNN ENTERTAINME	GN INFOMEDIA PVT LTD	NON-NEWS	UPLINKING	HINDI/ ENGLISH/ ALL OTHER INDIAN SCHEDULE LANGUAGE	27/10/2010
583	GNN NEWS	GN INFOMEDIA PVT LTD	NEWS	UPLINKING	HINDI/ ENGLISH/ ALL OTHER INDIAN SCHEDULE LANGUAGE	27/10/2010
584	DHAMAAL	UBJ BROADCASTING PRIVATE LIMITED	NON-NEWS	UPLINKING	HINDI	28/10/2010
585	DABANGG	HHP BROADCASTING SERVICES PRIVATE LIMITED	NON-NEWS	UPLINKING	HINDI	18/11/2010
586	KAB AUR KAHAN	WHATS ON INDIA MEDIA PRIVATE LIMITED	NON-NEWS	UPLINKING	HINDI	18/11/2010
587	FRANCE 24	CATVISION PRODUCTS LTD.	NEWS	DOWNLINKING	FRENCH	03/12/2010
588	AL JAZEERA ENGLISH	AJI INTERNATIONAL PRIVATE LIMITED	NEWS	DOWNLINKING	ENGLISH	03/12/2010
589	EKUSHE BANGLA	M K MEDIA PRIVATE LIMITED	NEWS	UPLINKING	BENGALI	10/12/2010
590	STAR MOVIES HD	STAR INDIA PRIVATE LIMITED	NON-NEWS	UPLINKING	ENGLISH	22/12/2010
591	STAR WORLD HD	STAR INDIA PRIVATE LIMITED	NON-NEWS	UPLINKING	ENGLISH	22/12/2010
592	STAR GOLD HD	STAR INDIA PRIVATE LIMITED	NON-NEWS	UPLINKING	HINDI	22/12/2010
593	STAR PLUS HD	STAR INDIA PRIVATE LIMITED	NON-NEWS	UPLINKING	HINDI	22/12/2010
594	GRANDA TV	NEW DELHI TELEVISION LIMITED	NON-NEWS	DOWNLINKING	HINDI/ ENGLISH	22/12/2010
595	TRACE TV	NEW DELHI TELEVISION LIMITED	NON-NEWS	DOWNLINKING	HINDI/ ENGLISH	22/12/2010

Annexure 5.1 (Contd.)

Sr.No	Name of Channel	Name of Company	Type of Channel	Permitted For Uplink/ Downlink	Language of Channel	Date of Permission
596	ESPN HD	ESPN SOFTWARE INDIA PRIVATE LIMITED	NON-NEWS	DOWNLINKING	ENGLISH	23/12/2010
597	INDIA NEWS RAJASTHAN (CRIME TV)	INFORMATION TV PRIVATE LIMITED	NEWS	UPLINKING	HINDI/ ENGLISH/ ALL OTHER NORTH INDIAN LANGUAGES	23/12/2010
598	GANGA	INFORMATION TV PRIVATE LIMITED	NON-NEWS	UPLINKING	HINDI	23/12/2010
599	KASHISH NEWS	KASHISH DEVELOPERS LTD.	NEWS	UPLINKING	HINDI, ENGLISH AND ALL OTHER INDIAN SCHEDULE LANGUAGES.	28/12/2010
600	SUBHARTI	SUBHARTI MEDIA LIMITED	NON-NEWS	UPLINKING	HINDI	30/12/2010
601	AY TV	AY BROADCAST FOUNDATION	NON-NEWS	UPLINKING	MALAYALAM/ ENGLISH	30/12/2010
602	P7 GUJARATI	PEARLS BROADCASTING CORPORATION PRIVATE LIMITED	NON-NEWS	UPLINKING	GUJRATI/ ENGLISH/ ALL OTHER INDIAN SCHEDULE LANGUAGES	30/12/2010
603	SANANDA TV	ABP ENTERTAINMENT PRIVATE LIMITED	NON-NEWS	UPLINKING	BENGALI	30/12/2010
604	NEWS 4U	TRAC MEDIA PVT LTD	NEWS	UPLINKING	ALL INDIAN LANGUAGES	05/01/2011
605	NEWS 7 (PRAMEYA NEWS)	SUMMA REAL MEDIA PRIVATE LIMITED	NEWS	UPLINKING	ODIYA	06/01/2011
606	PRAMEYA TV	SUMMA REAL MEDIA PRIVATE LIMITED	NON-NEWS	UPLINKING	ODIYA	06/01/2011
607	PRAMEYA CARTOON	SUMMA REAL MEDIA PRIVATE LIMITED	NON-NEWS	UPLINKING	ODIYA	06/01/2011
608	NEWS MAKERS	ESSENCE TELEVISION PVT.LTD.	NON-NEWS	UPLINKING	ALL INDIAN LANGUAGES	07/01/2011
609	GURU DIKSHA NEWS(VEDA TV)	SCAN MEDIA PVT.LTD.	NEWS	UPLINKING	ALL INDIAN LANGUAGES	10/01/2011
610	KHABRAIN ABHI TAK (ABHI TAK)	PALTECH COOLING TOWERS AND EQUIPMENTS LIMITED	NEWS	UPLINKING	HINDI/ DIALECTS	11/01/2011
611	HORIZON NEWS	HORIZEN SATELLITE SERVICE PVT LTD	NEWS	UPLINKING	HINDI, ORIYA, ENGLISH AND BENGALI	12/01/2011
612	SUN TV-HD	SUN TV NETWORK LIMITED	NEWS	UPLINKING	ENGLISH/ ALL INDIAN LANGUAGES	12/01/2011
613	SURYA ACTION	SUN TV NETWORK LIMITED	NEWS	UPLINKING	ENGLISH AND ALL OTHER INDIAN LANGUAGES	12/01/2011
614	GEMINI TV-HD	SUN TV NETWORK LIMITED	NEWS	UPLINKING	ENGLISH AND ALL OTHER INDIAN LANGUAGES	12/01/2011

Annexure 5.1 (Contd.)

Sr.No	Name of Channel	Name of Company	Type of Channel	Permitted For Uplink/ Downlink	Language of Channel	Date of Permission
615	KOCHU TV	SUN TV NETWORK LIMITED	NEWS	UPLINKING	ENGLISH AND ALL OTHER INDIAN LANGUAGES	12/01/2011
616	K TV-HD	SUN TV NETWORK LIMITED	NEWS	UPLINKING	ENGLISH AND ALL OTHER INDIAN LANGUAGES	12/01/2011
617	SUN LIFE	SUN TV NETWORK LIMITED	NEWS	UPLINKING	ENGLISH AND ALL OTHER INDIAN LANGUAGES	12/01/2011
618	SUN MUSIC-HD	SUN TV NETWORK LIMITED	NEWS	UPLINKING	ENGLISH AND ALL OTHER INDIAN LANGUAGES	12/01/2011
619	GEMINI LIFE	SUN TV NETWORK LIMITED	NEWS	UPLINKING	ENGLISH AND ALL OTHER INDIAN LANGUAGES	12/01/2011
620	SUN TV-RI	SUN TV NETWORK LIMITED	NEWS	UPLINKING	ENGLISH AND ALL OTHER INDIAN LANGUAGES	12/01/2011
621	SUN NEWS ENGLISH	SUN TV NETWORK LIMITED	NEWS	UPLINKING	ENGLISH AND ALL OTHER INDIAN LANGUAGES	12/01/2011
622	SUN ACTION	SUN TV NETWORK LIMITED	NEWS	UPLINKING	ENGLISH AND ALL OTHER INDIAN LANGUAGES	12/01/2011
623	SURIYAN TV	SUN TV NETWORK LIMITED	NEWS	UPLINKING	ENGLISH AND ALL OTHER INDIAN LANGUAGES	12/01/2011
624	GEMINI ACTION	SUN TV NETWORK LIMITED	NEWS	UPLINKING	ENGLISH AND ALL OTHER INDIAN LANGUAGES	12/01/2011
625	HIP HIP HURRAY	PALTECH COOLING TOWERS AND EQUIPMENTS LIMITED	NON-NEWS	UPLINKING	HINDI/ DIALECTS	19/01/2011
626	REPORTER	INDO ASIAN NEWS CHANNEL PVT LTD	NEWS	UPLINKING	MALAYALAM	25/02/2011
627	NETWORK 10	BHARAT HYDEL PROJECTS PRIVATE LIMITED	NEWS	UPLINKING	HINDI	25/02/2011
628	MATHRUBHUMI NEWS	THE MATHRUBHUMI PRINTING AND PUBLISHING COMPANY LIMITED	NEWS	UPLINKING	MALAYALAM	25/02/2011
629	MATHRUBHUMI NEWS SOUTH	THE MATHRUBHUMI PRINTING AND PUBLISHING COMPANY LIMITED	NEWS	UPLINKING	MALAYALAM	25/02/2011
630	MATHRUBHUMI NEWS NORTH	THE MATHRUBHUMI PRINTING AND PUBLISHING COMPANY LIMITED	NEWS	UPLINKING	MALAYALAM	25/02/2011

Annexure 5.1 (Contd.)

Sr.No	Name of Channel	Name of Company	Type of Channel	Permitted For Uplink/ Downlink	Language of Channel	Date of Permission
631	MATHRUBHUMI NEWS CENTRAL	THE MATHRUBHUMI PRINTING AND PUBLISHING COMPANY LIMITED	NEWS	UPLINKING	MALAYALAM	25/02/2011
632	PUTHIYA THAILAIMURAI	GENERATION NOW MEDIA PRIVATE LIMITED	NEWS	UPLINKING	TAMIL/ ENGLISH/ OTHER SOUTH INDIAN LANGUAGES	01/03/2011
633	T NEWS	TELANGANA BROADCASTING PRIVATE LIMITED	NEWS	UPLINKING	TELUGU	18/03/2011
634	CHANNEL NO.3	SKYNEWSMEDIA PRIVATE LIMITED	NEWS	UPLINKING	PUNJABI, HINDI, ENGLISH AND ALL OTHER INDIAN SCHEDULE LANGUAGE	22/03/2011
635	CHANNEL C	POMPASH FISCAL SERVICES PRIVATE LIMITED	NON-NEWS	UPLINKING	HINDI	23/03/2011
636	CEE VANDANA	ASHOKA PRODUCTIONS AND COMMUNICATION PVT LTD	NON-NEWS	UPLINKING	HINDI,ENGLISH& ALL OTHER INDIAN LANGUAGES.	23/03/2011
637	V TV	GUJARAT NEWS BROADCASTING PVT.LTD.	NEWS	UPLINKING	GUJARATI,HINDI& ENGLISH.	23/03/2011
638	C BANGLA	CALCUTTA TELEVISION NETWORK PRIVATE LIMITED	NEWS	UPLINKING	BENGALI	23/03/2011
639	CHANNEL C UTTAR PRADESH	POMPASH FISCAL SERVICES PRIVATE LIMITED	NEWS	UPLINKING	HINDI	23/03/2011
640	JAI MAHARASHTRA	SAHANA FILMS PRIVATE LIMITED	NEWS	UPLINKING	MARATHI/ ENGLISH / AND ALL OTHER INDIAN SCHEDULED LANGUAGES	23/03/2011
641	SAHANA NEWS	SAHANA FILMS PRIVATE LIMITED	NEWS	UPLINKING	ENGLISH/ HINDI	23/03/2011
642	SADHNA ORISSA	SADHNA MEDIA PRIVATE LIMITED	NEWS	UPLINKING	HINDI	23/03/2011
643	EN TV	EXPRESS BROADCASTING PRIVATE LIMITED	NEWS	UPLINKING	PUNJABI/HINDI/ ENGLISH/ ALL OTHER INDIAN SCHEDULE LANGUAGES	23/03/2011
644	MANJARI	EASTERN MEDIA LIMITED	NON-NEWS	UPLINKING	ODIYA	23/03/2011
645	TV 7/ TV3 HEALTH PLANET	COMSAT SYSTEM PRIVATE LIMITED	NEWS	UPLINKING	ENGLISH/ TELUGU/ HINDI	23/03/2011
646	SNBC NEWS	SUB NEWS AND BROADCASTING CORPORATION LTD	NEWS	UPLINKING	ENGLISH, HINDI AND OTHER INDIAN LANGUAGES	25/03/2011
647	RAMDHENU	PRIDE EAST ENTERTAINMENTS PRIVATE LIMITED	NON-NEWS	UPLINKING	ASSAMASEME, HINDI, ENGLISH AND BENGALI	28/03/2011

Annexure 5.1 (Contd.)

Sr.No	Name of Channel	Name of Company	Type of Channel	Permitted For Uplink/ Downlink	Language of Channel	Date of Permission
648	EDU TV	MEDIA GURU BROADCAST PVT LTD	NON-NEWS	UPLINKING	ENGLISH/ HINDI/ AND ALL OTHER INDIAN SCHEDULE LANGUAGES.	28/03/2011
649	JANSANDESH PLUS (FAST	YASH SATELLITE INDUSTRIES PRIVATE LIMITED	NEWS	UPLINKING	HINDI/ ENGLISH/ ALL OTHER INDIAN SCHEDULE LANGUAGES	31/03/2011
650	R PLUS NEWS	RAHUL SPRINGS PVT LTD	NEWS	UPLINKING	BANGLA	08/04/2011
651	PRABHATAM NEWS	PRABHATAM ADVERTISING PVT LTD	NEWS	UPLINKING	HINDI/ ENGLISH/ AND OTHER INDIAN SCHEDULE LANGUAGE	06/05/2011
652	PRABHATAM NEWS MAHARASHTRA	PRABHATAM ADVERTISING PVT LTD	NEWS	UPLINKING	HINDI/ ENGLISH/ AND OTHER INDIAN SCHEDULE LANGUAGE	06/05/2011
653	PRABHATAM NEWS RAJESTHAN	PRABHATAM ADVERTISING PVT LTD	NEWS	UPLINKING	HINDI/ ENGLISH/ AND OTHER INDIAN SCHEDULE	06/05/2011
654	PRABHATAM NEWS GUJARAT	PRABHATAM ADVERTISING PVT LTD	NEWS	UPLINKING	GUJARATI/ ENGLISH/ AND OTHER INDIAN SCHEDULE	06/05/2011
655	PRABHATAM NEWS PUNJAB	PRABHATAM ADVERTISING PVT LTD	NEWS	UPLINKING	PUNJABI/ ENGLISH/ AND OTHER INDIAN SCHEDULE	06/05/2011
656	NEWS EXPRESS	SAI PRASAD MEDIA PVT.LTD.	NEWS	UPLINKING	HINDI & ENGLISH	23/05/2011
657	STAR CRICKET HD	ESPN SOFTWARE INDIA PRIVATE LIMITED	NON-NEWS	DOWNLINKING	ENGLISH	24/05/2011
658	THE HISTORY CHANNEL	AETN18 MEDIA PRIVATE LIMITED	NON-NEWS	UPLINKING	HINDI, ENGLISH AND OTHER VARIOUS INDIAN REGIOANL LANGUAGES	25/05/2011
659	THE BIOGRAPHY CHANNEL	AETN18 MEDIA PRIVATE LIMITED	NON-NEWS	UPLINKING	HINDI, ENGLISH AND OTHER VARIOUS INDIAN	25/05/2011
660	9X TASHAN(PURVA IYA)	PAUL ENTERTAINMENT PRIVATE LIMITED	NON-NEWS	UPLINKING		25/05/2011
661	PEPPERS	N&D COMMUNICATIONS PVT. LTD.	NON-NEWS	UPLINKING	ENGLISH, TAMIL, MALAYALAM, KANNADA, TELUGU AND OTHER INDIAN SCHEDULED LANGUAGES	27/05/2011
662	CHANNEL 5	TWO STAR MEDIA PVT.LTD.	NEWS	UPLINKING	PUNJABI, HINDI, ENGLISH AND ALL INDIAN SCHEDULE LANGUAGES	27/05/2011
663	VOICE OF CENTRAL INDIA VOICI	SEE MEDIA SERVICES PVT LTD	NEWS	UPLINKING	HINDI, ENGLISH AND ALL OTHER INDIAN SCHEDULE LANGUAGE	27/05/2011
664	SADHNA HEALTH	SOFTLINE CREATION PRIVATE LIMITED	NON-NEWS	UPLINKING	HINDI	27/05/2011

Annexure 5.1 (Contd.)

Sr.No	Name of Channel	Name of Company	Type of Channel	Permitted For Uplink/ Downlink	Language of Channel	Date of Permission
665	DHAMAKAA (APNA TV)	MPCR BROADCASTING SERVICE PRIVATE LIMITED	NON-NEWS	UPLINKING	HINDI	27/05/2011
666	NEC PULSE	RKM NEWS AND ENTERTAINMENT CHANNEL PVT LTD	NON-NEWS	UPLINKING	HINDI/ PUNJABI/ ENGLISH/ ALL OTHER INDIAN SCHEDULE LANGUAGES	27/05/2011
667	EURO NEWS	ESSEL SHYAM COMMUNICATION LIMITED	NEWS	DOWNLINKING	INFORMATION NOT PROVIDED BY THE COMPANY	30/05/2011
668	NAT GEO WILD HD	FOX CHANNELS INDIA PVT LTD	NON-NEWS	DOWNLINKING	ENGLISH, HINDI AND OTHER REGIONAL LANGUAGES	30/05/2011
669	NAT GEO ADVENTURE HD	FOX CHANNELS INDIA PVT LTD	NON-NEWS	DOWNLINKING	ENGLISH, HINDI AND OTHER REGIONAL LANGUAGES	30/05/2011
670	DISCOVERY CHANNEL TAMIL	DISCOVERY COMMUNICATION INDIA PRIVATE LIMITED	NON-NEWS	DOWNLINKING	TAMIL	01/06/2011
671	ASIANET INDIA NEWS	ASIANET NEWS PRIVATE LIMITED	NEWS	UPLINKING	TAMIL	01/06/2011
672	DISCOVERY HOME AND HEALTH	DISCOVERY COMMUNICATION INDIA PRIVATE LIMITED	NON-NEWS	DOWNLINKING	ENGLISH/ HINDI OTHER LOCAL LANGUAGES IN INDIA	01/06/2011
673	DISCOVERY 3D NET	DISCOVERY COMMUNICATION INDIA PRIVATE LIMITED	NON-NEWS	DOWNLINKING	ENGLISH/ HINDI OTHER LOCAL LANGUAGES IN INDIA	01/06/2011
674	ID INVESTIGATION DISCOVERY	DISCOVERY COMMUNICATION INDIA PRIVATE LIMITED	NON-NEWS	DOWNLINKING	ENGLISH/ HINDI OTHER LOCAL LANGUAGES IN INDIA	01/06/2011
675	MILITARY CHANNEL	DISCOVERY COMMUNICATION INDIA PRIVATE LIMITED	NON-NEWS	DOWNLINKING	ENGLISH/ HINDI OTHER LOCAL LANGUAGES IN INDIA	01/06/2011
676	DISCOVERY KIDS CHANNEL	DISCOVERY COMMUNICATION INDIA PRIVATE LIMITED	NON-NEWS	DOWNLINKING	ENGLISH/ HINDI OTHER LOCAL LANGUAGES IN INDIA	01/06/2011
677	STAR BENGALI	STAR INDIA PRIVATE LIMITED	NON-NEWS	UPLINKING	BENGALI AND ENGLISH	02/06/2011
678	UTV ACTION-TELUGU (UTV ANNA)	UTV ENTERTAINMENT TELEVISION LIMITED	NON-NEWS	UPLINKING	TELUGU	03/06/2011
679	UTV COMEDY	UTV ENTERTAINMENT TELEVISION LIMITED	NON-NEWS	UPLINKING	HINDI	03/06/2011
680	UTV MUSIC	UTV ENTERTAINMENT TELEVISION LIMITED	NON-NEWS	UPLINKING	HINDI	03/06/2011
681	UTV STARS (UTV RAAZ)	UTV ENTERTAINMENT TELEVISION LIMITED	NON-NEWS	UPLINKING	HINDI	03/06/2011
682	ZEE KANNADA CINEMA	ZEE ENTERTAINMENT ENTERPRISES LIMITED	NON-NEWS	UPLINKING	KANNADA	06/06/2011

Annexure 5.1 (Contd.)

Sr.No	Name of Channel	Name of Company	Type of Channel	Permitted For Uplink/ Downlink	Language of Channel	Date of Permission
683	ZEE MALAYALAM	ZEE ENTERTAINMENT ENTERPRISES LIMITED	NON-NEWS	UPLINKING	MALAYALAM	06/06/2011
684	ZEE BANGLA CINEMA	ZEE ENTERTAINMENT ENTERPRISES LIMITED	NON-NEWS	UPLINKING	BANGLA	06/06/2011
685	ZEE MUSIC	ZEE ENTERTAINMENT ENTERPRISES LIMITED	NON-NEWS	UPLINKING	HINDI	06/06/2011
686	ZEE HOME SHOPPING	ZEE ENTERTAINMENT ENTERPRISES LIMITED	NON-NEWS	UPLINKING	HINDI/ENGLISH	06/06/2011
687	ZEE CINEMA HD	ZEE ENTERTAINMENT ENTERPRISES LIMITED	NON-NEWS	UPLINKING	HINDI	06/06/2011
688	ZEE STUDIO HD (ZEE CAFE-HD)	ZEE ENTERTAINMENT ENTERPRISES LIMITED	NON-NEWS	UPLINKING	ENGLISH	06/06/2011
689	RVS CHANNEL	RVS NETWORK INDIA LIMITED	NON-NEWS	UPLINKING	TELUGU	06/06/2011
690	PEARLS PUNJABI	YASH TV MEDIA PRIVATE LIMITED	NEWS	UPLINKING	HINDI/ ENGLISH/ ALL OTHER INDIAN SCHEDULE LANGUAGES	08/06/2011
691	PEARLS KANNADA	YASH TELE NETWORK PRIVATE LIMITED	NEWS	UPLINKING	HINDI/ ENGLISH/ ALL OTHER INDIAN LANGUAGES	08/06/2011
692	YOUR NEWS	ANDHRAPRABHA PUBLICATIONS LIMITED	NEWS	UPLINKING	ENGLISH AND ALL OTHER INDIAN SCHEDULE LANGUAGES	08/06/2011
693	OM BANGLA	K.K. MEDIA PRODUCTION PVT.LTD.	NON-NEWS	UPLINKING	BENGALI,HINDI,ENGLISH AND ALL OTHER INDIAN SCHEDULE LANGUAGE	08/06/2011
694	AADRI	AADRI ENTERTAINMENT AND MEDIA WORKS PVT.LTD.	NON-NEWS	UPLINKING	TELUGU	08/06/2011
695	KOLKATTA 24 7	RP TECHVISION INDIA PRIVATE LIMITED	NEWS	UPLINKING	BANGLA/HINDI/ENGLISH/NORT HEAST	08/06/2011
696	S. NEWS	SANCTUARY TELEVISION PVT LTD	NEWS	UPLINKING	ALL INDIAN LANGUAGES	10/06/2011
697	SINEMA	SANCTUARY TELEVISION PVT LTD	NON-NEWS	UPLINKING	ALL INDIAN LANGUAGES	10/06/2011
698	GOODNESS TV	GOODNESS MEDIA PVT LTD	NON-NEWS	UPLINKING	MALYALAM/ ENGLISH	14/06/2011
699	ROSE TV	SUB NEWS AND BROADCASTING CORPORATION LTD	NON-NEWS	UPLINKING	HINDI, ENGLISH AND OTHER INDIAN LANGUAGES	14/06/2011

Annexure 5.1 (Contd.)

Sr.No	Name of Channel	Name of Company	Type of Channel	Permitted For Uplink/ Downlink	Language of Channel	Date of Permission
700	LEADER TV	LEADER TELEVISION AND ENTERTAINMENT PVT LTD	NON-NEWS	UPLINKING	HINDI AND ENGLISH	14/06/2011
701	4 REAL NEWS (DEV BHUMI)	OMEGA BROADCAST PVT LTD	NEWS	UPLINKING	HINDI, ENGLISH AND ALL OTHER INDIAN SCHEDULE LANGUAGE	16/06/2011
702	HANUMAAN	SAANVI STUDIOZ LIMITED	NON-NEWS	UPLINKING	HINDI	20/06/2011
703	KHABAR FAST	DEVBHUMI BROADCAST PRIVATE LIMITED	NON-NEWS	UPLINKING	HINDI, ENGLISH, AND ALL OTHER INDIAN SCHEDULE LANGUAGE	20/06/2011
704	ARADHANA	SAANVI STUDIOZ LIMITED	NON-NEWS	UPLINKING	HINDI	20/06/2011
705	DHARISANA	VISWA DHARISANAM TV PRIVATE LIMITED	NON-NEWS	UPLINKING	TAMIL/ ENGLISH AND ALL OTHER INDIAN LANGUAGES	21/06/2011
706	VAARTHA	VAARTHA BROADCASTING LTD	NON-NEWS	UPLINKING	TELUGU	21/06/2011
707	GET PUNJABI (NEWS CHAKRA)	YPT ENTERTAINMENT HOUSE PRIVATE LIMITED	NEWS	UPLINKING	HINDI, ENGLISH, PUNJABI AND ALL OTHER INDIAN SCHEDULE LANGUAGES	22/06/2011
708	REAL NEWS	SEA TV NETWORK LIMITED	NEWS	UPLINKING	HINDI, ENGLISH AND ALL OTHER INDIAN SCHEDULE LANGUAGE	22/06/2011
709	NAMOKAR (OCEAN TV)	SEA TV NETWORK LIMITED	NEWS	UPLINKING	HINDI, ENGLISH AND ALL OTHER INDIAN SCHEDULE LANGUAGE	22/06/2011
710	YOUR TV	SEA TV NETWORK LIMITED	NEWS	UPLINKING	HINDI, ENGLISH AND ALL OTHER INDIAN SCHEDULE LANGUAGE	22/06/2011
711	TIRUPATHI	UNISSION NETWORK MEDIA PVT.LTD.	NON-NEWS	UPLINKING	HINDI	24/06/2011
712	PENGAL	EASWARI MEDIA PRIVATE LIMITED	NON-NEWS	UPLINKING	ALL INDIAN LANGUAGES	01/07/2011
713	VILAYATTU	GREEN PEARL MEDIA PRIVATE LIMITED	NON-NEWS	UPLINKING	ALL INDIAN LANGUAGES	01/07/2011
714	ERA NEWS	YPT ENTERTAINMENT HOUSE PRIVATE LIMITED	NEWS	UPLINKING	HINDI, ENGLISH, PUNJABI AND ALL OTHER INDIAN SCHEDULE LANGUAGES	04/07/2011
715	KALAI SARAL	TRP MEDIA PRIVATE LIMITED	NON-NEWS	UPLINKING	ALL INDIAN LANGUAGES	05/07/2011
716	KALVI	SRM INFOTAINMENT MEDIA PVT. LTD.	NON-NEWS	UPLINKING	ALL INDIAN LANGUAGES	05/07/2011
717	UK NEWS	OMEGA TV MEDIA PVT LTD	NEWS	UPLINKING	HINDI, ENGLISH AND ALL OTHER INDIAN SCHEDULE LANGUAGE	12/07/2011

Annexure 5.1 (Contd.)

Sr.No	Name of Channel	Name of Company	Type of Channel	Permitted For Uplink/ Downlink	Language of Channel	Date of Permission
718	VARDAAN	ROYALRAJ MEDIA PRIVATE LIMITED	NON-NEWS	UPLINKING	HINDI, ENGLISH AND ALL OTHER INDIAN SCHEDULE LANGUAGES	15/07/2011
719	SIX	MULTI SCREEN MEDIA PRIVATE LIMITED	NON-NEWS	DOWNLINKING	HINDI, ENGLISH AND OTHER INDIAN LANGUAGES	18/07/2011
720	MIX	MULTI SCREEN MEDIA PRIVATE LIMITED	NON-NEWS	DOWNLINKING	HINDI, ENGLISH AND OTHER INDIAN LANGUAGES	18/07/2011
721	ANJAN TV	AAP MEDIA PVT.LTD.	NON-NEWS	UPLINKING	HINDI, ENGLISH AND ALL OTHER INDIAN SCHEDULE LANGUAGES	20/07/2011
722	JANO DUNIYA	NEESA TECHNOLOGIES PVT.LTD.	NEWS	UPLINKING	HINDI & ENGLISH	20/07/2011
723	CEE NEWS	ASHOKA PRODUCTIONS AND COMMUNICATION PVT LTD	NEWS	UPLINKING	HINDI, ENGLISH AND ALL OTHER INDIAN SCHEDULE	20/07/2011
724	SRI VENKATESWARA BHAKTI CHANNEL (TAMIL)	SRI VENKATESWARA BHAKTI CHANNEL PRIVATE LIMITED	NON-NEWS	UPLINKING	TAMIL	22/07/2011
725	DAY AND NIGHT MUSIC	KANSAN NEWS PRIVATE LIMITED	NON-NEWS	UPLINKING	PUNJABI, HINDI AND ENGLISH	27/07/2011
726	DAY AND NIGHT LIVING	KANSAN NEWS PRIVATE LIMITED	NON-NEWS	UPLINKING	PUNJABI, HINDI AND ENGLISH	27/07/2011
727	GATHA TV	PALM BROADCASTING PRIVATE LIMITED	NON-NEWS	UPLINKING	ALL INDIAN LANGUAGES	29/07/2011
728	PERFECT NEWS	REAL VIDEO IMPACT PRIVATE LIMITED	NEWS	UPLINKING	HINDI AND NORTH INDIAN REGIONAL LANGUAGES	29/07/2011
729	KHAAS	KHANA KHAZANA INDIA PRIVATE LIMITED	NEWS	UPLINKING	HINDI, ENGLISH AND ALL INDIAN REGIONAL LANGUAGES	03/08/2011
730	DELHI NEWS	INFORMATION TV PRIVATE LIMITED	NEWS	UPLINKING	HINDI/ ENGLISH AND OTHER NORTH INDIAN LANGUAGES	04/08/2011
731	CALVARY TV	CHRISTU KRUPA BROADCASTING PVT LTD	NON-NEWS	UPLINKING	ALL INDIAN LANGUAGES	05/08/2011
732	NEWS & VIEWS	PIGEON INFORMATION TECHNOLOGY PRIVATE LIMITED	NEWS	UPLINKING	ALL INDIAN LANGUAGES	11/08/2011
733	V.18 KIDS	VIACOM 18 MEDIA PRIVATE LIMITED	NON-NEWS	UPLINKING	HINDI/ ENGLISH/ TAMIL/ TELUGU	26/08/2011
734	V.18 MOVIES	VIACOM 18 MEDIA PRIVATE LIMITED	NON-NEWS	UPLINKING	HINDI/ ENGLISH/TAMIL/ TELUGU	26/08/2011
735	V.18 I	VIACOM 18 MEDIA PRIVATE LIMITED	NON-NEWS	UPLINKING	HINDI/ ENGLISH	26/08/2011

Annexure 5.1 (Contd.)

Sr.No	Name of Channel	Name of Company	Type of Channel	Permitted For Uplink/ Downlink	Language of Channel	Date of Permission
736	COLORS HD (V.18 II)	VIACOM 18 MEDIA PRIVATE LIMITED	NON-NEWS	UPLINKING	HINDI/ENGLISH	26/08/2011
737	V.18 III	VIACOM 18 MEDIA PRIVATE LIMITED	NON-NEWS	UPLINKING	HINDI/ENGLISH	26/08/2011
738	REPORTER HARYANA	YASH TV ENTERTAINMENT PVT.LTD.	NEWS	UPLINKING	HINDI, ENGLISH & ALL OTHER INDIAN SCHEDULE LANGUAGE	29/08/2011
739	NAXTRA BARNALII	N K MEDIA VENTURES PVT LTD	NON-NEWS	UPLINKING	BENGALI	29/08/2011
740	NAXTRA SAPTRANG	N K MEDIA VENTURES PVT LTD	NON-NEWS	UPLINKING	ORIYA	29/08/2011
741	SAMACHAR 24X7	JAINSON MEDIA PRIVATE LIMITED	NEWS	UPLINKING	HINDI, ENGLISH AND ALL OTHER INDIAN SCHEDULE LANGUAGE	30/08/2011
742	REPORTER 24 7	BPL MEDIA LIMITED	NEWS	UPLINKING	HINDI AND OTHER INDIAN SCHEDULED LANGUAGES	06.09.2011
743	RIGHT NEWS	BPL MEDIA LIMITED	NEWS	UPLINKING	HINDI AND OTHER INDIAN SCHEDULED LANGUAGES	06/09/2011
744	REPORTER MAHARASHTRA	YASH TECHNO MEDIA PVT.LTD.	NEWS	UPLINKING	HINDI & ENGLISH	07/09/2011
745	9XM BANGLA	9X MEDIA PRIVATE LIMITED	NON-NEWS	UPLINKING	HINDI	29/09/2011
746	9X MARATHI	9X MEDIA PRIVATE LIMITED	NON-NEWS	UPLINKING	MARATHI	29/09/2011
747	PHIR SE 9X	9X MEDIA PRIVATE LIMITED	NON-NEWS	UPLINKING	HINDI	29/09/2011
748	9X GUJARATI	9X MEDIA PRIVATE LIMITED	NON-NEWS	UPLINKING	GUJARATI	29/09/2011
749	9XM VELNET	9X MEDIA PRIVATE LIMITED	NON-NEWS	UPLINKING	HINDI	29/09/2011
750	ZEE BIZ	ZEE NEWS LTD.	NEWS	UPLINKING	ENGLISH	29/09/2011
751	9XM GUJARATI	9X MEDIA PRIVATE LIMITED	NON-NEWS	UPLINKING	HINDI	29/09/2011
752	9XM PUNJABI	9X MEDIA PRIVATE LIMITED	NON-NEWS	UPLINKING	HINDI	29/09/2011
753	KHABAR BHARTI	SAI PRAKASH TELECOMMUNICATION LTD.	NEWS	UPLINKING	HINDI, ENGLISH AND ALL OTHER INDIAN SCHEDULE LANGUAGE	30/09/2011
754	STAR TANGENT	STAR INDIA PRIVATE LIMITED	NON-NEWS	UPLINKING	ENGLISH	30/09/2011
755	STAR DIAMOND	STAR INDIA PRIVATE LIMITED	NON-NEWS	UPLINKING	HINDI	30/09/2011
756	CVR NEWS	IMAGE BROADCASTING INDIA PRIVATE LIMITED	NEWS	UPLINKING	TELUGU, ENGLISH, HINDI, KANNADA, TAMIL, MALAYALAM	30/09/2011
757	CVR HEALTH	IMAGE BROADCASTING INDIA PRIVATE LIMITED	NEWS	UPLINKING	TELUGU, ENGLISH,HINDI, KANNADA, TAMIL, MALAYALAM	30/09/2011

Annexure 5.1 (Contd.)

Sr.No	Name of Channel	Name of Company	Type of Channel	Permitted For Uplink/ Downlink	Language of Channel	Date of Permission
758	ZONET	ZONET CABLE TV PRIVATE LIMITED	NON-NEWS	UPLINKING	MIZO	30/09/2011
759	GULISTAN NEWS	GULISTAN TV NETWORK PRIVATE LIMITED	NEWS	UPLINKING	HINDI, ENGLISH, PUNJABI AND ALL OTHER INDIAN SCHEDULE LANGUAGE	30/09/2011
760	XTRA	MONICA BROADCASTING PRIVATE LIMITED	NEWS	UPLINKING	TELUGU	30/09/2011
761	MEDIA ONE TV	MADHYAMAM BROADCASTING LTD	NEWS	UPLINKING	MALAYALAM/ ENGLISH	30/09/2011
762	DHOOM MUSIC BANGLA	BRAND VALUE COMMUNICATIONS PVT. LTD.	NON-NEWS	UPLINKING	BENGALI	30/09/2011

Annexure 5.2: Broadcaster wise list of pay channels along with their reported a-la-carte rates

(As reported to TRAI upto 30th September 2011)

S. No	Name of the Broadcaster	S.No	Name of the channel	Reported Rates(in ₹)	Remarks
1	M/s Media Pro Enterprise India Private Limited	1	Zee TV	13.88	As on 01.12.2007, the rate of the channel was Rs. 12.97. Reported revised rate of Rs. 13.88 w.e.f. 01.01.2009.
		2	Zee Cinema	13.88	As on 01.12.2007, the rate of the channel was Rs. 12.97 Reported revised rate of Rs. 13.88 w.e.f. 01.01.2009.
		3	Cartoon Network	13.37	As on 01.12.2007, the rate of the channel was Rs. 12.50 Reported revised rate of Rs. 13.37 w.e.f. 01.01.2009.
		4	Zee Marathi	08.56	As on 01.12.2007, the rate of the channel was Rs. 8.00 Reported revised rate of Rs. 08.56 w.e.f. 01.01.2009.
		5	Zee News	08.02	As on 01.12.2007, the rate of the channel was Rs. 7.50 Reported revised rate of Rs. 08.02 w.e.f. 01.01.2009.
		6	CNN	01.60	As on 01.12.2007, the rate of the channel was Rs. 1.50 Reported revised rate of Rs. 01.60 w.e.f. 01.01.2009.
		7	Zee Café	08.56	As on 01.12.2007, the rate of the channel was Rs. 8.00 Reported revised rate of Rs. 08.56 w.e.f. 01.01.2009.
		8	Zee Studios	07.49	As on 01.12.2007, the rate of the channel was Rs. 7.00 Reported revised rate of Rs. 07.49 w.e.f. 01.01.2009.
		9	Zee Bangla	08.67	As on 01.12.2007, the rate of the channel was Rs. 8.10 Reported revised rate of Rs. 08.67 w.e.f. 01.01.2009.
		10	Zee Punjabi	01.60	As on 01.12.2007, the rate of the channel was Rs. 1.50 Reported revised rate of Rs. 01.60 w.e.f. 01.01.2009.
		11	Zee Trendz	01.07	As on 01.12.2007, the rate of the channel was Rs. 1.00 Reported revised rate of Rs. 01.07 w.e.f. 01.01.2009.
		12	HBO	16.69	As on 01.12.2007, rate of the channel was Rs. 15.60 Reported revised rate of Rs. 16.69 w.e.f. 01.01.2009.
		13	POGO	13.37	As on 01.12.2007, rate of the channel was Rs. 12.50 Reported revised rate of Rs. 13.37 w.e.f. 01.01.2009.

Annexure 5.2 (Contd.)

S. No	Name of the Broadcaster	S.No	Name of the channel	Reported Rates(in ₹)	Remarks
		14	Zee Business	05.14	As on 01.12.2007, rate of the channel was Rs. 4.80 Reported revised rate of Rs. 05.14 w.e.f. 01.01.2009.
		15	Zee Classic	10.70	As on 01.12.2007, rate of the channel was Rs. 10.00 Reported revised rate of Rs. 10.70 w.e.f. 01.01.2009.
		16	Zee Action	10.70	As on 01.12.2007, rate of the channel was Rs. 10.00 Reported revised rate of Rs. 10.70 w.e.f. 01.01.2009.
		17	Zee Premier	11.98	As on 01.12.2007, rate of the channel was Rs. 11.20 Reported revised rate of Rs. 11.98 w.e.f. 01.01.2009.
		18	Zee Telugu	11.13	As on 01.12.2007, rate of the channel was Rs. 10.40 Reported revised rate of Rs. 11.13 w.e.f. 01.01.2009.
		19	Zee Kannada	07.98	As on 01.12.2007, rate of the channel was Rs. 7.46 Reported revised rate of Rs. 07.98 w.e.f. 01.01.2009.
		20	ETC Punjabi	09.63	As on 01.12.2007, rate of the channel was Rs. 9.00 Reported revised rate of Rs. 09.63 w.e.f. 01.01.2009.
		21	ETC	03.21	As on 01.12.2007, rate of the channel was Rs. 3.00 Reported revised rate of Rs. 03.21 w.e.f. 01.01.2009.
		22	Zing (iv)	05.35	As on 01.12.2007, rate of the channel was Rs. 5.00 Reported revised rate of Rs. 05.35 w.e.f. 01.01.2009.
		23	Zee Jagran	02.14	As on 01.12.2007, rate of the channel was Rs. 2.00 Reported revised rate of Rs. 02.14 w.e.f. 01.01.2009.
		24	Zee Smile	06.57	As on 01.12.2007, rate of the channel was Rs. 6.14 Reported revised rate of Rs. 06.57 w.e.f. 01.01.2009.
		25	24 Ghante	06.42	As on 01.12.2007, rate of the channel was Rs. 6.00 Reported revised rate of Rs. 06.42 w.e.f. 01.01.2009.
		26	24 Taas	09.09	As on 01.12.2007, rate of the channel was Rs. 8.50 Reported revised rate of Rs. 09.09 w.e.f. 01.01.2009.
		27	Zee Talkies	16.58	As on 01.12.2007, rate of the channel was Rs. 15.50 Reported revised rate of Rs. 16.58 w.e.f. 01.01.2009.
		28	WB	6.60	Channel launched on. 15.03.2009
		29	REAL	13.00	Channel launched on. 02.03.2009
		30	Zee 24 Ghantalu	5.60	Channel launched on 02.04.2009
		31	Zee Salaam	15.00	Channel launched on 01.02.2010

Annexure 5.2 (Contd.)

S. No	Name of the Broadcaster	S.No	Name of the channel	Reported Rates(in ₹)	Remarks
		32	Imagine TV	20.50	Earlier, this channel was distributed by M/s Turner M/s Turner General Entertainment Networks India Private Limited upto 20.05.2011. W.e.f 20.05.2011, the distribution of this channel was shifted to M/s Zee Turner Limited. W.e.f 01.07.2011, the distribution of this channel was again shifted to M/s Media Pro Enterprise India Private Limited.
		33	Star Plus	18.73	As on 01.12.2007, rate of the channel was Rs. 17.50 W.e.f. 01.01.2009, rate of the channel increased to Rs 18.73 .
		34	Star Gold	17.66	As on 01.12.2007, rate of the channel was Rs. 16.50 W.e.f. 01.01.2009, rate of the channel increased to Rs 17.66 .
		35	Star Movies	17.66	As on 01.12.2007, rate of the channel was Rs. 16.50 W.e.f. 01.01.2009, rate of the channel increased to Rs 17.66 .
		36	Star World	04.87	As on 01.12.2007, rate of the channel was Rs. 4.55 W.e.f. 01.01.2009, rate of the channel increased to Rs 4.87 .
		37	Vijay TV	04.28	As on 01.12.2007, rate of the channel was Rs. 4.00 (Rs 11.80 in Tamilnadu) W.e.f. 01.01.2009, rate of the channel increased to Rs 4.28 (Rs 12.63 in Tamilnadu).
		38	NGC	06.15	As on 01.12.2007, rate of the channel was Rs. 5.75 W.e.f. 01.01.2009, rate of the channel increased to Rs 6.15 .
		39	The Fox History and Entertainment Channel	04.71	As on 01.12.2007, rate of the channel was Rs. 4.40 W.e.f. 01.01.2009, rate of the channel increased to Rs 4.71 .
		40	Channel (V)	01.07	As on 01.12.2007, rate of the channel was Rs. 1.00 W.e.f. 01.01.2009, rate of the channel increased to Rs 1.07 .
		41	Star One	21.94	As on 01.12.2007, rate of the channel was Rs. 20.50 W.e.f. 01.01.2009, rate of the channel increased to Rs 21.94 .
		42	Times Now	09.10	As on 01.12.2007, rate of the channel was Rs. 8.50 W.e.f. 01.01.2009, rate of the channel increased to Rs 9.10 .

Annexure 5.2 (Contd.)

S. No	Name of the Broadcaster	S.No	Name of the channel	Reported Rates(in ₹)	Remarks
		43	Zoom	08.35	As on 01.12.2007, rate of the channel was Rs. 7.80 W.e.f. 01.01.2009, rate of the channel increased to Rs 8.35 .
		44	The MGM	06.42	M/s Star Den has started distributing this channel w.e.f. 15.09.2008 @ Rs. 6.00 W.e.f. 01.01.2009, rate of the channel increased to Rs 6.42 .
		32	Imagine TV	20.50	Earlier, this channel was distributed by M/s Turner M/s Turner General Entertainment Networks India Private Limited upto 20.05.2011. W.e.f 20.05.2011, the distribution of this channel was shifted to M/s Zee Turner Limited. W.e.f 01.07.2011, the distribution of this channel was again shifted to M/s Media Pro Enterprise India Private Limited.
		33	Star Plus	18.73	As on 01.12.2007, rate of the channel was Rs. 17.50 W.e.f. 01.01.2009, rate of the channel increased to Rs 18.73 .
		34	Star Gold	17.66	As on 01.12.2007, rate of the channel was Rs. 16.50 W.e.f. 01.01.2009, rate of the channel increased to Rs 17.66 .
		35	Star Movies	17.66	As on 01.12.2007, rate of the channel was Rs. 16.50 W.e.f. 01.01.2009, rate of the channel increased to Rs 17.66 .
		36	Star World	04.87	As on 01.12.2007, rate of the channel was Rs. 4.55 W.e.f. 01.01.2009, rate of the channel increased to Rs 4.87 .
		37	Vijay TV	04.28	As on 01.12.2007, rate of the channel was Rs. 4.00 (Rs 11.80 in Tamilnadu) W.e.f. 01.01.2009, rate of the channel increased to Rs 4.28 (Rs 12.63 in Tamilnadu).
		38	NGC	06.15	As on 01.12.2007, rate of the channel was Rs. 5.75 W.e.f. 01.01.2009, rate of the channel increased to Rs 6.15 .
		39	The Fox History and Entertainment Channel	04.71	As on 01.12.2007, rate of the channel was Rs. 4.40 W.e.f. 01.01.2009, rate of the channel increased to Rs 4.71 .
		40	Channel (V)	01.07	As on 01.12.2007, rate of the channel was Rs. 1.00 W.e.f. 01.01.2009, rate of the channel increased to Rs 1.07 .

Annexure 5.2 (Contd.)

S. No	Name of the Broadcaster	S.No	Name of the channel	Reported Rates(in ₹)	Remarks
		41	Star One	21.94	As on 01.12.2007, rate of the channel was Rs. 20.50 W.e.f. 01.01.2009, rate of the channel increased to Rs 21.94 .
		42	Times Now	09.10	As on 01.12.2007, rate of the channel was Rs. 8.50 W.e.f. 01.01.2009, rate of the channel increased to Rs 9.10 .
		43	Zoom	08.35	As on 01.12.2007, rate of the channel was Rs. 7.80 W.e.f. 01.01.2009, rate of the channel increased to Rs 8.35 .
		44	The MGM	06.42	M/s Star Den has started distributing this channel w.e.f. 15.09.2008 @ Rs. 6.00 W.e.f. 01.01.2009, rate of the channel increased to Rs 6.42 .
		45	Star Jalsha	12.00	Earlier, "Star Jalsha " was distributed by M/s Star Den as a FTA channel upto 04.11.2009 W.e.f. 05.11.2009, this channel was converted to Pay channel @ Rs 12.
		46	Star Ananda	06.00	Earlier, "Star Ananda"" was distributed by M/s Media Content & Communications Service (India) Private Limited as a FTA channel upto 4.11.2009 W.e.f. 05.11.2009, this channel was converted to Pay channel @ Rs 6.00.
		47	FX	15.50	
		48	FOX CRIME	15.50	
		49	BABY TV	13.25	
		50	Nat Geo Wild	16.00	
		51	Nat Geo Adventure	16.00	
		52	Nat GEO Music	07.40	
		53	Suvarna	12.00	

Annexure 5.2 (Contd.)

S. No	Name of the Broadcaster	S.No	Name of the channel	Reported Rates(in ₹)	Remarks
		<p>Note:</p> <p>i) Channel "Reality TV" was distributed @ 1.50 upto 31.08.2008. The distribution of this channel ceased from 01.09.2008 for public viewing.</p> <p>ii) Channel "Zee Next" was distributed @ Rs 20.00 upto 04.03.2009. The distribution of this channel suspended from 05.03.2009 for public viewing.</p> <p>iii) Channel "Zee Gujarati" was distributed @ Rs 01.60 upto 31.05.2009. The distribution of this channel discontinued from 01.06.2009.</p> <p>iv) Prior to 01.05.2009, the name of the channel "Zing" was "Zee Music"</p> <p>v) Channel "Play TV" was distributed @ 4.28 upto 30.12.2009. The distribution of this channel suspended from 31.12.2009 for public viewing.</p> <p>vi) The distribution of channel "Zee Sports" (now Ten Action +) was shifted to M/s Taj Television India Private Limited w.e.f 01.02.2010.</p> <p>vii) The distribution of Zee and Star Den channels were shifted to M/s Media Pro Enterprise India Private Limited w.e.f 01.07.2011.</p>			

Annexure 5.2 (Contd.)

S. No	Name of the Broadcaster	S.No	Name of the channel	Reported Rates(in ₹)	Remarks
2	M/s MSM Discovery India Private Limited	54	SET(Sony Entertainment Television)	21.40	As on 01.12.2007, the rate of channel was Rs. 20.00 W.e.f. 01.01.2009, rate of the channel increased to Rs 21.40 .
		55	MAX	18.19	As on 01.12.2007, rate of the channel was Rs. 17.00 W.e.f. 01.01.2009, rate of the channel increased to Rs 18.19 .
		56	Discovery	16.05	As on 01.12.2007, rate of the channel was Rs. 15.00 W.e.f. 01.01.2009, rate of the channel increased to Rs 16.05 .
		57	Animal Planet	05.35	As on 01.12.2007, rate of the channel was Rs. 5.00 W.e.f. 01.01.2009, rate of the channel increased to Rs 5.35 .
		58	AXN	15.52	As on 01.12.2007, rate of the channel was Rs. 14.50 W.e.f. 01.01.2009, rate of the channel increased to Rs 15.52 .
		59	Animax	02.14	As on 01.12.2007, rate of the channel was Rs. 2.00 W.e.f. 01.01.2009, rate of the channel increased to Rs 2.14 .
		60	TLC *	09.63	As on 01.12.2007, rate of the channel was Rs. 9.00 W.e.f. 01.01.2009, rate of the channel increased to Rs 9.63 .
		61	SAB TV	14.70	As on 01.12.2007, rate of the channel was Rs. 13.74 W.e.f. 01.01.2009, rate of the channel increased to Rs 14.70 .
		62	SET PIX	12.84	As on 01.12.2007, rate of the channel was Rs. 12.00 W.e.f. 01.01.2009, rate of the channel increased to Rs 12.84 .
		63	NDTV 24X7	09.10	As on 01.12.2007, rate of the channel was Rs. 8.50 W.e.f. 01.01.2009, rate of the channel increased to Rs 9.10 .
		64	NDTV Profit	06.42	As on 01.12.2007, the rate of the channel was Rs. 6.00 W.e.f. 01.01.2009, rate of the channel increased to Rs 6.42 .
		65	Aaj Tak	07.49	As on 01.12.2007, the rate of the channel was Rs. 7.00 W.e.f. 01.01.2009, rate of the channel increased to Rs 7.49 .

Annexure 5.2 (Contd.)

S. No	Name of the Broadcaster	S.No	Name of the channel	Reported Rates(in ₹)	Remarks
		66	Headlines Today	03.21	As on 01.12.2007, the rate of the channel was Rs. 3.00 W.e.f. 01.01.2009, rate of the channel increased to Rs 3.21 .
		67	Tez	02.14	As on 01.12.2007, the rate of the channel was Rs. 2.00 W.e.f. 01.01.2009, rate of the channel increased to Rs 2.14 .
		68	Channel 8 (Sony AATH)	10.00	Earlier, "Channel 8" was distributed by M/s Bengla Entertainment Private Limited as a FTA channel. W.e.f. 01.04.2009, this channel was converted to Pay channel @ Rs 10.00.
		69	Discovery Science	12.00	Channel launched on 01.01.2010
		70	Discovery Turbo	10.00	Channel launched on 01.01.2010
		71	Neo Sports	26.60	Prior to 01.09.2010, these channels were distributed by M/s Neo Sports Broadcast Private Limited. W.e.f 01.09.2010, the distribution of these channels was shifted to M/s MSM Discovery Private Limited.
		72	Neo Cricket	35.45	
		73	Discovery Channel – Tamil	16.05	Channel launched on 01.08.2011
<p>* Prior to 01.09.2010, the name of the channel "TLC " was "Discovery Travel & Living"</p> <p>The distribution of three channels namely "Colors", "MTV", "NICK" and VH 1 were shifted to M/s Sun 18 Media Services North & M/s SUN 18 Media Services South w.e.f 13.08.2010 & 13.07.2010 respectively. During the period from 13.07.2010 to 12.08.2010, M/s Kal Cable Comm Pvt Limited was the authorized distributor of these channels. However, M/s Sun 18 Media Services South collected subscription payment for Viocom 18 channels on behalf of Kal Comm Pvt Limited.</p>					

Annexure 5.2 (Contd.)

S. No	Name of the Broadcaster	S.No	Name of the channel	Reported Rates(in ₹)	Remarks
3	M/s SUN 18 Media Services North - other than South India Territory*	74	SUN TV	13.26	As on 01.12.2007, the rate of the channel was Rs. 12.40 W.e.f. 06.03.2009, rate of the channel increased to Rs 13.26 .
4	M/s SUN 18 Media Services South -South India Territory* * South India Territories comprising of the states of Tamil Nadu, Karnataka, AP and Kerela as well as the Union Territories of Pondicherry, Lakshadweep and Andaman & Nicobar Islands]	75	Gemini TV	11.02	As on 01.12.2007, the rate of the channel was Rs. 10.30 W.e.f. 06.03.2009, rate of the channel increased to Rs 11.02 .
		76	Udaya TV	12.30	As on 01.12.2007, the rate of the channel was Rs. 11.50 W.e.f. 06.03.2009, rate of the channel increased to Rs 12.30.
		77	K TV	16.06	As on 01.12.2007, the rate of the channel was Rs. 15.00 W.e.f. 06.03.2009, rate of the channel increased to Rs 16.06.
		78	Gemini Comedy (vi)	05.68	As on 01.12.2007, the rate of the channel was Rs. 5.30 W.e.f. 06.03.2009, rate of the channel increased to Rs 5.68.
		79	Udaya Movies	15.40	As on 01.12.2007, the rate of the channel was Rs. 14.40 W.e.f. 06.03.2009, rate of the channel increased to Rs 15.40 .
		80	Sun Music	07.50	As on 01.12.2007, the rate of the channel was Rs. 7.00 W.e.f. 06.03.2009, rate of the channel increased to Rs 7.50.
		81	Gemini Music (vii)	07.50	As on 01.12.2007, the rate of the channel was Rs. 7.00 W.e.f. 06.03.2009, rate of the channel increased to Rs 7.50 .
		82	Sun News	01.50	As on 01.12.2007, the rate of the channel was Rs. 1.40 W.e.f. 06.03.2009, rate of the channel increased to Rs 1.50
		83	Gemini News	08.02	As on 01.12.2007, the rate of the channel was Rs. 7.50 W.e.f. 06.03.2009, rate of the channel increased to Rs 8.02 .
		84	Udaya Varthegalu	07.86	As on 01.12.2007, the rate of the channel was Rs. 7.35 W.e.f. 06.03.2009, rate of the channel increased to Rs 7.86 .

Annexure 5.2 (Contd.)

S. No	Name of the Broadcaster	S.No	Name of the channel	Reported Rates(in ₹)	Remarks
		85	Gemini Movies	18.20	As on 01.12.2007, the rate of the channel was Rs. 17.00 W.e.f. 06.03.2009, rate of the channel increased to Rs 18.20 .
		86	Chintu TV (v)	13.37	W.e.f 09.04.2009, Teja News (Telugu News) was converted to Chintu TV (Kannada Kids).
		87	Udaya Comedy (viii)	16.06	As on 01.12.2007, the rate of the channel was Rs. 15.00 W.e.f. 06.03.2009, rate of the channel increased to Rs 16.06 .
		88	Kushi TV (iv)	13.37	W.e.f 09.04.2009, Udaya News (Kannada News) was converted to Kushi TV (Telugu Kids).
		89	Chutti TV	13.37	Converted from FTA to Pay w.e.f 17.11.2009
		90	Udaya II	07.49	Converted from FTA to Pay w.e.f 17.11.2009
		91	Adithya TV	18.19	Converted from FTA (Telugu-Music) to Pay (Tamil-Movies) w.e.f 17.11.2009.
		92	Surya TV	12.31	Converted from FTA to Pay w.e.f 01.04.2010
		93	Kiran TV	18.19	Converted from FTA to Pay w.e.f 01.04.2010
		94	The Disney Channel	09.52	Prior to 01.04.2010, these channels were distributed by M/s Star Den Media Services Private Limited. W.e.f 1.4.2010, the distribution of these channels was shifted to M/s Sun Distribution Services.
		95	Disney XD (xiv)	09.52	
		96	Hangama TV	08.35	
		97	IBN 7	7.49	Earlier, "IBN 7" was distributed by M/s Star Den Media Services Private Limited as a FTA channel upto 14.08.2010. W.e.f 14.08.2010, the channel has been converted from FTA to Pay.
		98	IBN Lokmat	7.86	The channel has been converted from FTA to Pay w.e.f 14.08.2010.
		99	Colors	21.40	Earlier these channels were distributed by M/s MSM Discovery India Private Limited upto 13.07.2010.
		100	MTV	7.49	
		101	NICK	6.42	
		102	VH 1	3.21	W.e.f 13.08.2010, the distribution of these channels were shifted to M/s Sun 18 Media Services.

Annexure 5.2 (Contd.)

S. No	Name of the Broadcaster	S.No	Name of the channel	Reported Rates(in ₹)	Remarks
		103	CNBC TV 18	09.10	<p>These channels were distributed by M/s Zee Turner Limited upto 31.03.2008 at a-la-carte rate of Rs 7.50 (CNBC TV 18), Rs 2.00 (CNN-IBN) & Rs 3.50 (CNBC Awaaz) respectively. M/s Star Den started distributing these channels w.e.f. 01.04.2008 at a-la-carte rate of Rs 08.50 (CNBC TV 18), Rs 05.00 (CNN-IBN) and Rs 04.50 (CNBC Awaaz). M/s Star Den has been directed vide TRAI's Direction dated 28.08.2008 to reduce the a-la-carte rates of these channels from the reported level to Rs 7.50 (CNBC TV 18), Rs 2.00 (CNN-IBN) & Rs 3.50 (CNBC Awaaz). Broadcaster has approached Hon'ble TDSAT against this direction vide Appeal No 11(C) of 2008. M/s Star Den has given an undertaking to Hon'ble TDSAT during the course of the hearing on October 1, 2008 for a-la-carte offering of the channels. The relevant extract of the interim order dated 1st October, 2008 is as under:-</p> <p>"...The learned counsel for the appellant adds without prejudice to the rights and contentions in the present appeal that if, in the meanwhile, any party wants to opt for a-la-carte, the appellant will give only the rates specified at page 58 para -7 of the paper book".</p> <p>The a-la-carte rates specified at page 58 para -7 of the paper book are as under:-</p> <ol style="list-style-type: none"> 1) 7.50 (CNBC TV 18) 2) 2.00 (CNN-IBN) 3) 3.50 (CNBC Awaaz) <p>The matter was heard on 18.02.2009 by the Hon'ble TDSAT and the appeal has been disposed of by the Hon'ble TDSAT by passing following order:</p> <p>"In view of the judgement of this Tribunal dated 15.01.2009, the appeal does not survive".</p> <p>TRAI has filed an appeal in the Hon'ble Supreme Court of India against the order of Hon'ble TDSAT judgement dated 15.01.2009. Matter is sub-judice.</p> <p>W.e.f. 01.01.2009, rate of the channels increased to Rs 9.10 (CNBC TV 18), Rs 5.35 (CNN-IBN) & Rs 4.82 (CNBC Awaaz) .</p> <p>W.e.f 13.08.2010, the distribution of these three channels were shifted to M/s SUN 18 Media Services North and M/s SUN 18 Media Service South.</p>
		104	CNN-IBN	05.35	
		105	CNBC Awaaz	04.82	

Annexure 5.2 (Contd.)

S. No	Name of the Broadcaster	S.No	Name of the channel	Reported Rates(in ₹)	Remarks
i)					Prior to 06.03.2009, channel "Adithya TV" was distributed @ Rs. 03.00. W.e.f. 06.03.2009, the channel "Adithya" has been converted from Pay to FTA. W.e.f 17.11.2009, the channel "Adithya TV" has been converted from FTA (Telugu Music) to Pay (Tamil Movies) channel @ 18.19/-.
ii)					Prior to 01.04.2010, the "SUN Distribution Services" was known as " Channel Plus".
iii)					Prior to 27.07.2009, the name of the channel "Navvulu" was "Gemini Cable Vision"
iv)					Prior to 09.04.2009, the name of the channel "Kushi (Telugu Kids) was "Udaya News (Kannada news)"
v)					Prior to 09.04.2009, the name of the channel "Chintu TV (Kannada Kids)" was "Teja News (Telugu News)"
vi)					Prior to 01.10.2010, , the name of the channel "Gemini Comedy" was "Teja TV"
vii)					Prior to 01.10.2010, , the name of the channel "Gemini Movies" was "Navvulu"
viii)					Prior to 01.10.2010 , the name of the channel "Udaya Comedy" was "Ushe TV"
ix)					Prior to 13.08.2010, three channels namely "CNBC- TV 18, CNN-IBN & CNBC Awaaz were distributed by M/s Star Den Media Service Private Limited. W.e.f 13.08.2010, the distribution of these three channels were shifted to M/s SUN 18 Media Services.
x)					Prior to 01.09.2010, the distribution of SUN Channels were distributed by M/s Sun Distributions Services. W.e.f 01.09.2010, the distribution of these channels were shifted to M/s SUN 18 Media Services North and M/s Sun 18 Media Services South.
xi)					Earlier four channels namely "Colors", "NICK", VH 1" & "MTV" were distributed by M/s MSM Discovery India Private Limited. W.e.f 13.08.2010, the distribution of these channels were shifted to M/s Sun 18 Media Services. During the period from 13.07.2010 to 12.08.2010, M/s Sun 18 Media Services collected subscription payment for Viocom 18 channels on behalf of Kal Comm Pvt Limited who were authorized distributor in South India.
xii)					As on 01.12.2007, the rate of the channel, "Chintu TV" was Rs 1.60. W.e.f 06.03.2009, the rate of the channel increased to Rs 1.72. W.e.f 09.04.2009, Teja News (Telugu News) was converted to Chintu TV (Kannada Kids) @ Rs 13.37
xiii)					As on 01.12.2007, the rate of the channel "Kushi TV" was Rs 1.50. W.e.f 06.03.2009, the rate of the channel increased to Rs 1.60. W.e.f 09.04.2009, Udaya News (Kannada News) was converted to Kushi TV (Telugu Kids) @ 13.37.
xiv)					Prior to 14.11.2009, the name of the channel "Disney XD" was "Toon Disney "

Annexure 5.2 (Contd.)

S. No	Name of the Broadcaster	S.No	Name of the channel	Reported Rates(in ₹)	Remarks
5	M/s Ushodaya Enterprises Private Limited	106	ETV	10.70	As on 01.12.2007, rate of the channel was Rs. 10.00 W.e.f. 01.11.2009, rate of the channel increased to Rs 10.70 .
		107	ETV 2	05.99	As on 01.12.2007, rate of the channel was Rs. 5.60 W.e.f. 01.11.2009, rate of the channel increased to Rs 5.99
		108	ETV Bangla	11.12	As on 01.12.2007, rate of the channel was Rs. 10.40 W.e.f. 01.11.2009, rate of the channel increased to Rs 11.12 .
		109	ETV Marathi	11.12	As on 01.12.2007, rate of the channel was Rs. 10.40 W.e.f. 01.11.2009, rate of the channel increased to Rs 11.12 .
		110	ETV Kannada	11.12	As on 01.12.2007, rate of the channel was Rs. 10.40 W.e.f. 01.11.2009, rate of the channel increased to Rs 11.12 .
		111	ETV Gujarathi	11.12	As on 01.12.2007, rate of the channel was Rs. 10.40 W.e.f. 01.11.2009, rate of the channel increased to Rs 11.12 .
		112	ETV Oriya	11.12	As on 01.12.2007, rate of the channel was Rs. 10.40 W.e.f. 01.11.2009, rate of the channel increased to Rs 11.12 .
		113	ETV UP	11.12	Converted from FTA to pay channel w.e.f. 12.05. 2008 @ rate of Rs 10.40. W.e.f. 01.11.2009, rate of the channel increased to Rs 11.12 .
		114	ETV Bihar	11.12	Converted from FTA to pay channel w.e.f. 12.05. 2008 @ rate of Rs 10.40. W.e.f. 01.11.2009, rate of the channel increased to Rs 11.12 .
		115	ETV Urdu	11.12	Converted from FTA to pay channel w.e.f. 12.05. 2008 @ Rs 10.40 W.e.f. 01.11.2009, rate of the channel increased to Rs 11.12 .
		116	ETV Rajasthan	11.12	Converted from FTA to pay channel w.e.f. 12.05. 2008 @ Rs 10.40 W.e.f. 01.11.2009, rate of the channel increased to Rs 11.12 .
		117	ETV MP	11.12	Converted from FTA to pay channel w.e.f. 12.05. 2008 @ Rs 10.40 W.e.f. 01.11.2009, rate of the channel increased to Rs 11.12 .

Annexure 5.2 (Contd.)

S. No	Name of the Broadcaster	S.No	Name of the channel	Reported Rates(in ₹)	Remarks
6	M/s UTV Global Broadcasting Limited	118	Bindass	10.00	
		119	UTV Action ^(vi)	10.00	
		120	World Movies	10.00	Channel launched on 03.02.2008
		121	UTV Movies	15.00	Launching of channel, reported vide letter dated 11.03.2008
		122	Bloomberg UTV ^(vi)	08.50	Launching of channel, reported vide letter dated 15.04.2008
		123	UTV Action – Telugu	18.35	Channel launched on 26.06.2011
7	M/s BBC World (India) Private Limited	124	BBC World	05.35	As on 01.12.2007, rate of the channel was Rs. 5.00 W.e.f. 14.02.2011, rate of the channel increased to Rs 5.35
8	M/s BBC Worldwide Channels Private Limited	125	BBC Entertainment	06.95	As on 01.12.2007, rate of the channel was Rs. 6.50 W.e.f. 14.02.2011, rate of the channel increased to Rs 6.95
		126	Cbeebies	06.95	As on 01.12.2007, rate of the channel was Rs. 6.50 W.e.f. 14.02.2011, rate of the channel increased to Rs 6.95
9	M/s ESPN Software India Private Limited	127	ESPN	35.45	As on 01.12.2007, rate of the channel was Rs. 33.13 W.e.f. 01.01.2009, rate of the channel to Rs 35.45
		128	Star Sports	35.45	As on 01.12.2007, rate of the channel was Rs. 33.13 W.e.f. 01.01.2009, rate of the channel to Rs 35.45
		129	Star Cricket	29.96	As on 01.12.2007, rate of the channel was Rs. 28.00 W.e.f. 01.01.2009, rate of the channel to Rs 29.96
		130	ESPNEWS	9.10	Newly launched channel w.e.f. 19.07.2011

Annexure 5.2 (Contd.)

S. No	Name of the Broadcaster	S.No	Name of the channel	Reported Rates(in ₹)	Remarks
10	M/s Raj Television Limited	131	Raj TV	11.77	As on 01.12.2007, rate of the channel was Rs. 11.00 (Rs. 7.72 in Andhra Pradesh). W.e.f. 01.01.2009, rate of the channel to Rs 11.77(Rs 8.26 in Andhra Pradesh).
		132	Raj Digital Plus	08.26	As on 01.12.2007, rate of the channel was Rs. 7.72 (Rs 4.68 in Andhra Pradesh) W.e.f. 01.01.2009, rate of the channel increased to Rs 8.26 (Rs 5.01 in Andhra Pradesh) .
		133	Vissa TV	05.01	As on 01.12.2007, rate of the channel was Rs. 4.68 (Rs. 11.00 in Andhra Pradesh) W.e.f. 01.01.2009, rate of the channel increased to Rs 5.01 (Rs 11.77 in Andhra Pradesh).
11	M/s 9X Media Private Limited ⁽ⁱⁱⁱ⁾	134	9XM	07.00	
		135	9X	20.50	
12	M/s Turner General Entertainment Networks India Private Limited ⁽ⁱⁱ⁾	136	NDTV Lumiere	15.00	Channel launched on 10.10.2008
		137	NDTV Showbiz	08.00	Channel launched on 15.08.2008
13	New Delhi Television Ltd	138	NDTV Good Times	09.63	This channel was converted from FTA to Pay channel w.e.f 03.05.2008 @ Rs 9.00. W.e.f 01.07.2009, rate of the channel increased to Rs 9.63.
14.	M/s Sahara India Commercial Corporation Limited	139	Firangi	15.00	Channel launched on 25.02.2008
		140	Sahara One	20.50	Converted from FTA to Pay W.e.f. 06.06.2008
		141	Filmy	16.50	Converted from FTA to Pay W.e.f. 06.06.2008
15.	M/s B4U Television Network (India) Private Limited	142	B4U Movies	06.65	Reported on 25.11.2010, the rate of the channel revised from Rs. 6.00 to Rs 6.65.
16.	M/s MAA Television Network Limiter	143	MAA TV	06.00	As on 01.12.2007, the rate of the channel was Rs. 5.50 W.e.f. 01.08.2009, rate of the channel increased to Rs 6.00.
		144	MAA Music	07.50	As on 01.01.2008, the rate of the channel was Rs. 7.00 W.e.f. 01.08.2009, rate of the channel increased to Rs 7.50.
		145	MAA Movies	18.50	Channel launched on 07.07.2010
		146	MAA Junior	13.50	Channel launched on 07.07.2010

Annexure 5.2 (Contd.)

S. No	Name of the Broadcaster	S.No	Name of the channel	Reported Rates(in ₹)	Remarks
17.	M/s TV Today Network Limited	147	Dilli Aaj Tak	08.50	
18.	M/s Allied Infotainment Distribution Private Limited	148	E-24	15.00	Channel launched on. 27.03.2008
19	M/s Turner International India Private Limited	149	Boomerang	10.00	
		150	TCM Turner Classic Movies	10.00	
20	M/s Orissa Television Ltd	151	Tarang	10.70	As on 06.11.208, the rate of the channel was Rs 10/- W.e.f 01.06.2010, rate of the channel increased to Rs 10.70.
		152	Tarang Music	05.00	
		153	Prarthana	05.00	
21	M/s Times Global Broadcasting Company Limited	154	ET NOW	08.50	Channel launched on. 27.06.2009.
22	Taj Television India Private Limited	155	Ten Action+ (vii)	11.13	Prior to 01.02.2010, the channel 'Zee Sports' (now Ten Action +) was distributed by M/s Zee Turner Limited @ 11.13. W.e.f 01.02.2010, the distribution of channel shifted to M/s Taj Television India Private Limited.
		156	Ten Sports	16.05	Channel "Ten Sports" was distributed by M/s MSM Discovery India Private Limited upto 31.03.2008. W.e.f 01.04.2008, channel "Ten Sports" shifted to M/s Zee Turner Limited. Channel "'Ten Sports' was distributed by M/s Zee Turner Limited upto 31.01.2010. W.e.f 31.01.2010, the distribution of channel shifted to M/s Taj Television India Private Limited.
		157	Ten Cricket	35.45	Channel launched on 10.08.2010
23	M/s Asianet Communications Limited	158	Asianet Plus	07.00	The channel has been converted from FTA to Pay w.e.f 29.01.2010.
24	M/s BIG CBS Networks Limited	159	BIG CBS PRIME	14	Channel launched on 15.11.2010
		160	BIG CBS LOVE	11	Channel launched on 15.03.2011
		161	BIG CBS SPARK	11	Channel launched on 02.05.2011

Annexure 5.2 (Contd.)

S. No	Name of the Broadcaster	S.No	Name of the channel	Reported Rates(in ₹)	Remarks
i)					W.e.f 10.10.2009, the channel "NewsX has been converted from Pay to FTA. Prior to this, the channel was distributed by M/s INX News Private Limited as pay channel@ Rs 8.50.
ii)					Prior to 01.04.2010, the name of the company " M/s Turner General Entertainment Networks India Private Limited " was "M/s NDTV Imagine Limited "
iii)					Prior to 30.10.2010, the name of the company " M/s 9X Media Private Limited " was "M/s INX Media Private Limited "
iv)					Prior to 01.04.2010, three channels namely Sahara One, Filmy & Firangi were distributed by M/s Mega Reach Distributors (India) Pvt Limited. W.e.f 01.01.2010, these channels are being distributed by M/s Sahara India Commercial Corporation Limited.
v)					Prior to 10.12.2009, , the name of the channel "UTV Action " was "Bindass Movies
vi)					Prior to 25.09.2009, the name of the channel "Bloomberg UTV " was "UTVi"
vii)					Prior to 23.09.2010 , the name of the channel "Ten Action +" was "Zee Sports"

Annexure 5.3: List of operational private FM Radio Stations in India

S.NO.	CITY	NAME OF THE COMPANY	CHANNEL IDENTITY	DATE OF OPERATIONALISATION	REMARKS
1	DELHI	CLEAR MEDIA	HIT-FM	01.09.2006	
2	DELHI	DIGITAL RADIO	RED-FM	29.04.2003	ALREADY IN OPERATION FROM PHASE-I
3	DELHI	E.N.I.L.	RADIO- MIRCHI	29.04.2003	ALREADY IN OPERATION FROM PHASE-I
4	DELHI	H.T. MEDIA	FEVER 104	30.10.2006	
5	DELHI	M.B.P.L.	RADIO-CITY	29.04.2003	ALREADY IN OPERATION FROM PHASE-I
6	DELHI	RADIO-ONE LTD.	RADIO-ONE [1]	23.09.2006	
7	DELHI	T.V. TODAY BROADCASTING LTD	RADIO- MEOW	28.05.2007	
8	DELHI	RELIANCE BROADCAST NETWORK LTD.	BIG-FM	24-09-2006	
9	MUMBAI	RELIANCE BROADCAST NETWORK LTD.	BIG-FM	14.11.2006	
10	MUMBAI	DIGITAL RADIO	RED-FM	29.04.2002	ALREADY IN OPERATION FROM PHASE-I
11	MUMBAI	E.N.I.L.	RADIO- MIRCHI	29.04.2002	ALREADY IN OPERATION FROM PHASE-I
12	MUMBAI	H.T. MEDIA	FEVER 104	15.01.2007	
13	MUMBAI	M.B.P.L.	RADIO-CITY	21.05.2002	ALREADY IN OPERATION FROM PHASE-I
14	MUMBAI	T.V. TODAY BROADCASTING LTD	RADIO- MEOW	26.01.2008	
15	MUMBAI	RADIO-ONE LTD.	RADIO-ONE [1]	29.04.2003	ALREADY IN OPERATION FROM PHASE-I
16	KOLKATA	RELIANCE BROADCAST NETWORK LTD.	BIG-FM	21.10.2006	
17	KOLKATA	T.V. TODAY BROADCASTING LTD	RADIO- MEOW	04.10.2007	
18	KOLKATA	ANANDA OFFSET	FRIEND 91.9	28.02.2007	
19	KOLKATA	DIGITAL RADIO	RED-FM	03.05.2003	ALREADY IN OPERATION FROM PHASE-I

Annexure 5.3 (Contd.)

S.NO.	CITY	NAME OF THE COMPANY	CHANNEL IDENTITY	DATE OF OPERATIONALISATION	REMARKS
20	KOLKATA	E.N.I.L.	RADIO- MIRCHI	03.05.2003	ALREADY IN OPERATION FROM PHASE-I
21	KOLKATA	HITZ FM	POWER-FM	03.05.2003	ALREADY IN OPERATION FROM PHASE-I
22	KOLKATA	INDIA FM	AMAR-FM	03.05.2003	ALREADY IN OPERATION FROM PHASE-I
23	KOLKATA	RADIO-ONE LTD.	RADIO-ONE [1]	12.12.2008	
24	KOLKATA	H.T. MEDIA	FEVER 104	23.01.2008	
25	CHENNAI	RELIANCE BROADCAST NETWORK LTD.	BIG-FM	27.09.2006	
26	CHENNAI	E.N.I.L.	RADIO- MIRCHI	05.05.2003	ALREADY IN OPERATION FROM PHASE-I
27	CHENNAI	M.B.P.L.	RADIO-CITY	10.07.2006	
28	CHENNAI	MALAR PUBLICATIONS	HELLO-FM	02.10.2006	
29	CHENNAI	MUTHOOT BROADCASTING PVT. LTD.	CHENNAI LIVE	04.01.2008	
30	CHENNAI	NOBLE BROADCASTING	AAHAA-FM	18.01.2007	
31	CHENNAI	RADIO-ONE LTD.	RADIO-ONE [1]	10.01.2007	
32	CHENNAI	SUN TV	SURYANA FM	05.05.2003	ALREADY IN OPERATION FROM PHASE-I
33	AGARTALA	POSITIVE RADIO	OOLALA FM	07.08.2007	
34	AGRA	RELIANCE BROADCAST NETWORK LTD.	BIG-FM	18.08.2007	
35	AGRA	SHRI PURAN MULTIMEDIA	MANTRA FM	08.07.2007	
36	AHMEDABAD	E.N.I.L.	RADIO- MIRCHI	10.12.2001	ALREADY IN OPERATION FROM PHASE-I
37	AHMEDABAD	M.B.P.L.	RADIO-CITY	25.07.2007	
38	AHMEDABAD	RADIO-ONE LTD.	RADIO-ONE [1]	26.08.2007	
39	AHMEDABAD	SOUTH ASIA	S. FM	20.04.2008	
40	AHMEDABAD	D. B. CORP.	MY-FM	21.07.2007	
41	AHMEDNAGAR	B.A.G. INFOTAINMENT	RADIO- DHAMAL	01.03.2008	
42	AHMEDNAGAR	M.B.P.L.	RADIO-CITY	07.02.2008	
43	AJMER	RELIANCE BROADCAST NETWORK LTD.	BIG-FM	28-08-2007	
44	AJMER	D. B. CORP.	MY-FM	31.08.2007	
45	AKOLA	M.B.P.L.	RADIO-CITY	13.03.2008	
46	ALIGARH	RELIANCE BROADCAST NETWORK LTD.	BIG-FM	08.12.2006	
47	ALLAHABAD	RELIANCE BROADCAST NETWORK LTD.	BIG-FM	29.10.2007	
48	ALLAHABAD	SOUTH ASIA	S. FM	18.03.2008	

Annexure 5.3 (Contd.)

S.NO.	CITY	NAME OF THE COMPANY	CHANNEL IDENTITY	DATE OF OPERATIONALISATION	REMARKS
49	AMRITSAR	RELIANCE BROADCAST NETWORK LTD.	BIG-FM	01.08.2007	
50	AMRITSAR	T.V. TODAY BROADCASTING LTD	RADIO- MEOW	15.05.2008	
51	AMRITSAR	D. B. CORP.	MY-FM	27-07-2007	
52	ASANSOL	RELIANCE BROADCAST NETWORK LTD.	BIG-FM	29.06.2007	
53	ASANSOL	SOUTH ASIA	S. FM	03.06.2008	
54	AURANGABAD	E.N.I.L.	RADIO- MIRCHI	24.07.2007	
55	AURANGABAD	SOUTH ASIA	S. FM	21.04.2008	
56	BANGALURU	RELIANCE BROADCAST NETWORK LTD.	BIG-FM	09.10.2006	
57	BANGALURU	E.N.I.L.	RADIO- MIRCHI	17.04.2006	
58	BANGALURU	H.T. MEDIA	FEVER 104	06.03.2007	
59	BANGALURU	INDIA RADIO VENTURES	RADIO- INDIGO	01.10.2006	
60	BANGALURU	KAL RADIO	S. FM	06.11.2006	
61	BANGALURU	M.B.P.L.	RADIO-CITY	10.06.2001	ALREADY IN OPERATION FROM PHASE-I
62	BANGALURU	RADIO-ONE LTD.	RADIO-ONE [1]	01.08.2006	
63	BAREILLY	RELIANCE BROADCAST NETWORK LTD.	BIG-FM	30.03.2007	
64	BAREILLY	SHRI PURAN MULTIMEDIA	MANTRA FM	09.04.2007	
65	BHOPAL	RELIANCE BROADCAST NETWORK LTD.	BIG-FM	20.05.2007	
66	BHOPAL	E.N.I.L.	RADIO- MIRCHI	26.05.2007	
67	BHOPAL	SOUTH ASIA	S. FM	06.11.2007	
68	BHOPAL	D. B. CORP.	MY-FM	26.05.2007	
69	BHUBANESHWAR	RELIANCE BROADCAST NETWORK LTD.	BIG-FM	14.04.2007	
70	BHUBANESHWAR	EASTERN MEDIA	CHOCOLATE	04.05.2007	
71	BHUBANESHWAR	SOUTH ASIA	S. FM	28.06.2007	
72	BIKANER	RELIANCE BROADCAST NETWORK LTD.	BIG-FM	19.01.2007	
73	BILASPUR	D. B. CORP.	MY-FM	27.09.2007	
74	CHANDIGARH	RELIANCE BROADCAST NETWORK LTD.	BIG-FM	12.02.2007	
75	CHANDIGARH	D. B. CORP.	MY-FM	19.02.2007	
76	COIMBATORE	E.N.I.L.	RADIO- MIRCHI	03.11.2007	
77	COIMBATORE	M.B.P.L.	RADIO-CITY	12.11.2007	
78	COIMBATORE	MALAR PUBLICATIONS	HELLO-FM	29.10.2007	
79	COIMBATORE	SUN TV	SURYANA FM	07.03.2003	ALREADY IN OPERATION FROM PHASE-I
80	DHULE	B.A.G. INFOTAINMENT	RADIO- DHAMAL	15.08.2007	

Annexure 5.3 (Contd.)

S.NO.	CITY	NAME OF THE COMPANY	CHANNEL IDENTITY	DATE OF OPERATIONALISATION	REMARKS
81	GANGTOK	CHINAR CIRCUITS	NINE-91.9 FM	10.08.2008	
82	GANGTOK	PCM CEMENTS	MISTY FM	31.01.2009	
83	GANGTOK	SOUTH ASIA	S.FM		
84	GORAKHPUR	SHRI PURAN MULTIMEDIA	MANTRA FM	03.06.2007	
85	GULBERGA	KAL RADIO	S. FM	02.06.2008	
86	GUWAHATI	RELIANCE BROADCAST NETWORK LTD.	BIG-FM	14.04.2007	
87	GUWAHATI	POSITIVE RADIO	OOLALA FM	13.04.2007	
88	GUWAHATI	PURVY BROADCASTING	GUP-SHUP	09.10.2007	
89	GUWAHATI	SOUTH ASIA	S. FM	11.04.2008	
90	GWALIOR	RELIANCE BROADCAST NETWORK LTD.	BIG-FM	06.08.2007	
91	GWALIOR	GWALIOR FARMS	CHASKA	04.08.2007	
92	GWALIOR	ITM SOFTWARE	SUNO LEMON	07.09.2007	
93	GWALIOR	D. B. CORP.	MY-FM	06.08.2007	
94	HISSAR	RELIANCE BROADCAST NETWORK LTD.	BIG-FM	02.03.2007	
95	HISSAR	B.A.G. INFOTAINMENT	RADIO- DHAMAL	18.06.2007	
96	HISSAR	SHRI PURAN MULTIMEDIA	MANTRA FM	21.03.2007	
97	HYDERABAD	RELIANCE BROADCAST NETWORK LTD.	BIG-FM	25.09.2006	
98	HYDERABAD	E.N.I.L.	RADIO- MIRCHI	19.04.2006	
99	HYDERABAD	KAL RADIO	S. FM	06.11.2006	
100	HYDERABAD	M.B.P.L.	RADIO-CITY	30.05.2006	
101	INDORE	RELIANCE BROADCAST NETWORK LTD.	BIG-FM	03.08.2007	
102	INDORE	E.N.I.L.	RADIO- MIRCHI	01.10.2001	ALREADY IN OPERATION FROM PHASE-I
103	INDORE	SOUTH ASIA	S. FM	09.12.2007	
104	INDORE	D. B. CORP.	MY-FM	11.08.2007	
105	ITANAGAR	POSITIVE RADIO	OOLALA FM	05.08.2008	
106	JABALPUR	B.A.G. INFOTAINMENT	RADIO- DHAMAL	01.03.2008	
107	JABALPUR	E.N.I.L.	RADIO- MIRCHI	15.02.2008	
108	JABALPUR	SOUTH ASIA	S. FM	19.03.2008	
109	JABALPUR	D. B. CORP.	MY-FM	15.02.2008	
110	JAIPUR	E.N.I.L.	RADIO- MIRCHI	17.04.2006	
111	JAIPUR	M.B.P.L.	RADIO-CITY	08.09.2006	
112	JAIPUR	RAJASTHAN PATRIKA	RADIO- TADKA	15.08.2006	
113	JAIPUR	SOUTH ASIA	S. FM	06.11.2006	
114	JAIPUR	D. B. CORP.	MY-FM	28.05.2006	
115	JALANDHAR	RELIANCE BROADCAST NETWORK LTD.	BIG-FM	14.04.2007	
116	JALANDHAR	E.N.I.L.	RADIO- MIRCHI	24.04.2007	
117	JALANDHAR	SHRI PURAN MULTIMEDIA	MANTRA FM	14.04.2007	
118	JALANDHAR	D. B. CORP.	MY-FM	19.04.2007	
119	JALGOAN	B.A.G. INFOTAINMENT	RADIO- DHAMAL	22.04.2008	
120	JALGOAN	M.B.P.L.	RADIO-CITY	21.05.2008	

Annexure 5.3 (Contd.)

S.NO.	CITY	NAME OF THE COMPANY	CHANNEL IDENTITY	DATE OF OPERATIONALISATION	REMARKS
121	JAMMU	RELIANCE BROADCAST NETWORK LTD.	BIG-FM	07.12.2006	
122	JAMSHED PUR	RELIANCE BROADCAST NETWORK LTD.	BIG-FM	07.11.2007	
123	JAMSHED PUR	SOUTH ASIA	S. FM	13.04.2008	
124	JAMSHED PUR	NEUTRAL PUBLICATION	DHOOM FM	18.07.2008	
125	JHANSI	RELIANCE BROADCAST NETWORK LTD.	BIG-FM	19.01.2007	
126	JODHPUR	RELIANCE BROADCAST NETWORK LTD.	BIG-FM	14.12.2007	
127	JODHPUR	T.V. TODAY BROADCASTING LTD	RADIO- MEOW	01.06.2008	
128	JODHPUR	D. B. CORP.	MY-FM	20.12.2007	
129	KANNUR	ASIANET RADIO PVT. LTD.	BEST FM	13.01.2008	
130	KANNUR	KAL RADIO	S. FM	12.03.2008*	
131	KANNUR	MALAYALLA MANORAMA	MANGO FM	30.12.2007	
132	KANNUR	THE MATHRABHUMI	CLUB-FM	30.12.2007	
133	KANPUR	RELIANCE BROADCAST NETWORK LTD.	BIG-FM	14.06.2007	
134	KANPUR	E.N.I.L.	RADIO- MIRCHI	16.06.2007	
135	KANPUR	SOUTH ASIA	S. FM	28.01.2008	
136	KARNAL	B.A.G. INFOTAINMENT	RADIO- DHAMAL	18.06.2007	
137	KARNAL	SHRI PURAN MULTIMEDIA	MANTRA FM	02.04.2007	
138	KOCHI	KAL RADIO	S. FM	17.05.2008*	
139	KOCHI	MALAYALLA MANORAMA	MANGO FM	18.05.2008	
140	KOCHI	THE MATHRABHUMI	CLUB-FM	17.05.2008	
141	KOLHAPUR	E.N.I.L.	RADIO- MIRCHI	18.09.2007	
142	KOLHAPUR	PUDHARI PUBLICATION	TOMOTO FM	21.09.2007	
143	KOTA	RELIANCE BROADCAST NETWORK LTD.	BIG-FM	21.01.2008	
144	KOTA	RAJASTHAN PATRIKA	RADIO- TADKA	25.02.2008	
145	KOTA	D. B. CORP.	MY-FM	02.02.2008	
146	KOZHICKODE	KAL RADIO	S. FM	07.12.2007	
147	KOZHICKODE	MALAYALLA MANORAMA	MANGO FM	29.11.2007	
148	LUCKNOW	E.N.I.L.	RADIO- MIRCHI	13.08.2007	
149	LUCKNOW	M.B.P.L.	RADIO-CITY	10.12.2001	ALREADY IN OPERATION FROM PHASE-I
150	LUCKNOW	SOUTH ASIA	S. FM	06.11.2007	
151	MADURAI	E.N.I.L.	RADIO- MIRCHI	28-09.2007	
152	MADURAI	KAL RADIO	S. FM	05.10.2007	
153	MADURAI	MALAR PUBLICATIONS	HELLO-FM	01.10.2007	
154	MANGALORE	RELIANCE BROADCAST NETWORK LTD.	BIG-FM	24.11.2007	
155	MANGALORE	E.N.I.L.	RADIO- MIRCHI	24.11.2007	
156	MANGALORE	KAL RADIO	S. FM	21.02.2008	
157	MUZAFFARPUR	B.A.G. INFOTAINMENT	RADIO- DHAMAL	01.08.2007	
158	MYSORE	RELIANCE BROADCAST NETWORK LTD.	BIG-FM	14.10.2007	
159	MYSORE	KAL RADIO	S. FM	07.12.2007	
160	NAGPUR	E.N.I.L.	RADIO- MIRCHI	18.10.2007	

Annexure 5.3 (Contd.)

S.NO.	CITY	NAME OF THE COMPANY	CHANNEL IDENTITY	DATE OF OPERATIONALISATION	REMARKS
161	NAGPUR	M.B.P.L.	RADIO-CITY	21.10.2007	
162	NAGPUR	SOUTH ASIA	S. FM	04.05.2008	
163	NAGPUR	D. B. CORP.	MY-FM	21.10.2007	
164	NANDED	M.B.P.L.	RADIO-CITY	15.05.2008	
165	NASIK	E.N.I.L.	RADIO- MIRCHI	06.07.2007	
166	NASIK	SOUTH ASIA	S. FM	16.04.2008	
167	PANAJI	RELIANCE BROADCAST NETWORK LTD.	BIG-FM	22.05.2007	
168	PANAJI	E.N.I.L.	RADIO- MIRCHI	22.05.2007	
169	PANAJI	INDIA RADIO VENTURES	RADIO INDIGO	25.06.2007	
170	PATIALA	RELIANCE BROADCAST NETWORK LTD.	BIG-FM	01.08.2007	
171	PATIALA	B.A.G. INFOTAINMENT	RADIO- DHAMAL	18.06.2007	
172	PATIALA	T.V. TODAY BROADCASTING LTD	RADIO- MEOW	01.06.2008	
173	PATNA	E.N.I.L.	RADIO- MIRCHI	02.04.2007	
174	PUDUCHERRY (UT)	RELIANCE BROADCAST NETWORK LTD.	BIG-FM	01.12.2007	
175	PUDUCHERRY (UT)	KAL RADIO	S. FM	20.12.2007	
176	PUDUCHERRY (UT)	MALAR PUBLICATIONS	HELLO-FM	22.12.2007	
177	PUNE	E.N.I.L.	RADIO- MIRCHI	18.10.2002	ALREADY IN OPERATION FROM PHASE-I
178	PUNE	M.B.P.L.	RADIO-CITY	06.04.2008	
179	PUNE	RADIO-ONE LTD.	RADIO-ONE [1]	12.05.2008	
180	PUNE	SOUTH ASIA	S. FM	22.07.2008	
181	RAIPUR	E.N.I.L.	RADIO- MIRCHI	11.01.2008	
182	RAIPUR	RAJASTHAN PATRIKA	RADIO- TADKA	10.02.2009	
183	RAIPUR	RANEKA FINCOM	RANGILA 104.8	15.01.2008	
184	RAIPUR	D. B. CORP.	MY-FM	16.01.2008	
185	RAJAHMUNDRY	KAL RADIO	S. FM	19.01.2008	
186	RAJKOT	RELIANCE BROADCAST NETWORK LTD.	BIG-FM	13.06.2007	
187	RAJKOT	E.N.I.L.	RADIO- MIRCHI	13.06.2007	
188	RAJKOT	SOUTH ASIA	S. FM	18.04.2008	
189	RANCHI	RELIANCE BROADCAST NETWORK LTD.	BIG-FM	24.10.2007	
190	RANCHI	B.A.G. INFOTAINMENT	RADIO- DHAMAL	15.11.2007	
191	RANCHI	SHRI PURAN MULTIMEDIA	MANTRA FM	27.10.2007	
192	RANCHI	NEUTRAL PUBLICATION	DHOOM FM	18.07.2008	
193	ROURKELA	RELIANCE BROADCAST NETWORK LTD.	BIG-FM	06.01.2008	
194	ROURKELA	EASTERN MEDIA	RADIO- CHOCOLATE	22.01.2008	
195	SANGLI	M.B.P.L.	RADIO-CITY	08.02.2008	
196	SANGLI	PUDHARI PUBLICATION	TOMOTO FM	21.09.2009	
197	SHILLONG	POSITIVE RADIO	OOLALA FM	16.10.2007	
198	SHILLONG	SOUTH ASIA	S. FM	13.06.2008	
199	SHIMLA	RELIANCE BROADCAST NETWORK LTD.	BIG-FM	25.06.2009	Freq. change 14-09-2009

Annexure 5.3 (Contd.)

S.NO.	CITY	NAME OF THE COMPANY	CHANNEL IDENTITY	DATE OF OPERATIONALISATION	REMARKS
200	SHIMLA	T.V. TODAY BROADCASTING LTD	RADIO- MEOW	01.10.2009	
201	SHIMLA	B.A.G. INFOTAINMENT	RADIO- DHAMAL	30.11.2009	
202	SHOLAPUR	RELIANCE BROADCAST NETWORK LTD.	BIG-FM	08.11.2007	
203	SHOLAPUR	M.B.P.L.	RADIO-CITY	14.11.2007	
204	SILIGURI	CHINAR CIRCUITS	NINE-91.9 FM	12.03.2008	
205	SILIGURI	PCM CEMENTS	MISTY FM	14.11.2007	
206	SILIGURI	SYNTECH INFORMATICS	HIGH FM	24.11.2007	
207	SILIGURI	SOUTH ASIA	S. FM	25.10.2008	
208	SRI-NAGAR	RELIANCE BROADCAST NETWORK LTD.	BIG-FM	10.12.2006	
209	SURAT	RELIANCE BROADCAST NETWORK LTD.	BIG-FM	29.08.2007	
210	SURAT	E.N.I.L.	RADIO- MIRCHI	21.08.2007	
211	SURAT	D. B. CORP.	MY-FM	27.08.2007	
212	SURAT	M.B.P.L.	RADIO-CITY	22.08.2007	
213	THIRUVANANTHAPURAM	RELIANCE BROADCAST NETWORK LTD.	BIG-FM	29.01.2008	
214	THIRUVANANTHAPURAM	E.N.I.L.	RADIO- MIRCHI	29.01.2008	
215	THIRUVANANTHAPURAM	KAL RADIO	S. FM	06.02.2008	
216	THIRUVANANTHAPURAM	THE MATHRABHUMI	CLUB-FM	29.01.2008	
217	THRISSUR	ASIANET RADIO PVT. LTD.	BEST FM	23.12.2007	
218	THRISSUR	KAL RADIO	S. FM	26.12.2007	Frq. Change 18-9-2009
219	THRISSUR	MALAYALLA MANORAMA	MANGO FM	14.12.2007	
220	THRISSUR	THE MATHRABHUMI	CLUB-FM	14.12.2007	
221	TIRUCHI	KAL RADIO	S. FM	17.01.2008	
222	TIRUCHI	MALAR PUBLICATIONS	HELLO-FM	14.01.2008	
223	TIRUNELVELI	MALAR PUBLICATIONS	HELLO-FM	13.10.2007	
224	TIRUNELVELI	SUN TV	SURYANA FM	07.03.2003	ALREADY IN OPERATION FROM PHASE-I
225	TIRUPATI	RELIANCE BROADCAST NETWORK LTD.	BIG-FM	01.08.2007	
226	TIRUPATI	KAL RADIO	S. FM	27.08.2007	
227	TUTICORIN	KAL RADIO	S. FM	05.10.2007	
228	TUTICORIN	MALAR PUBLICATIONS	HELLO-FM	15.10.2007	
229	UDAIPUR	RELIANCE BROADCAST NETWORK LTD.	BIG-FM	03.08.2007	
230	UDAIPUR	RAJASTHAN PATRIKA	RADIO- TADKA	27.08.2007	
231	UDAIPUR	D. B. CORP.	MY-FM	07.07.2007	
232	VADODARA	RELIANCE BROADCAST NETWORK LTD.	BIG-FM	05.06.2007	
233	VADODARA	E.N.I.L.	RADIO- MIRCHI	05.06.2007	
234	VADODARA	M.B.P.L.	RADIO-CITY	11.06.2007	

Annexure 5.3 (Contd.)

S.NO.	CITY	NAME OF THE COMPANY	CHANNEL IDENTITY	DATE OF OPERATIONALISATION	REMARKS
235	VADODARA	SOUTH ASIA	S. FM	17.04.2008	
236	VARANASI	E.N.I.L.	RADIO- MIRCHI	14.07.2007	
237	VARANASI	SHRI PURAN MULTIMEDIA	MANTRA FM	20.07.2007	
238	VARANASI	SOUTH ASIA	S. FM	29.12.2007	
239	VIJAYWADA	E.N.I.L.	RADIO- MIRCHI	11.12.2007	
240	VIJAYWADA	KAL RADIO	S. FM	25.12.2007	
241	VISHAKAPATNAM	RELIANCE BROADCAST NETWORK LTD.	BIG-FM	27.10.2007	
242	VISHAKAPATNAM	E.N.I.L.	RADIO- MIRCHI	26.10.2007	
243	VISHAKAPATNAM	M.B.P.L.	RADIO-CITY	29.10.2007	
244	VISHAKAPATNAM	UDAYA TV	VISAKHA FM	06.02.2003	ALREADY IN OPERATION FROM PHASE-I
245	WARANGAL	KAL RADIO	S. FM	28.05.2008	

Source: Ministry of Information & Broadcasting

Annexure 5.4: List of applicants who have been granted DTH License

- 1. M/s. Tata Sky Ltd.,**
3rd Floor, Bombay Dyeing A.O. Building,
Pandurang Budhkar Marg, Worli,
Mumbai – 400 025
Tel: 022-6613 3000
Fax-022-6613 3030/6616 3013
- 2. M/s Dish TV India Ltd.**
FC-9, Sector-16A, Film City,
Noida-201301
Tel: 91-120-2511064-78
Fax: 91-120-2511186
- 3. SUN Direct TV(P) Ltd.**
Murasoli Maran Towers, 73, MRC Nagar,
Main Road, MRC Nagar, Chennai – 28
PH: 044-44676767
- 4. Bharti Telemedia Ltd.**
Airtel centre, Plot No 16, Udyog Vihar Phase IV, ,
Gurgaon – 122015
Ph: 0124-4222222
- 5. Reliance Big TV Pvt. Ltd.**
3rd Floor, B-Wing,
Reliance Centre, Maharaja Ranjit Singh Marg,
New Delhi – 110 002
Ph: 011-30332832
- 6. M/s Bharat Business Channel Ltd.**
Uplink Centre, Plot No 1D,
Udyog Vihar, Industrial Area,
Greater NOIDA, Distt, Gautam Budh Nagar , - 201 306
PH: 0120-6141000

Annexure 5.5: List of permitted teleports at various locations in India

[As on 30/9/2011]

S.No	Name of Teleport	Location	Date of Permission
1	AASTHA BROADCASTING NETWORK LIMITED	NOIDA	05-02-2011
2	AIRR X MEDIA LTD.	SURAT	13/03/2007
3	AMRITA ENTERPRISES PVT. LTD.	THIRUVANANTHAPURAM	20/04/2004
4	ASIANET INFRASTRUCTURE PVT. LTD.	THIRUVANANTHAPURAM	17/10/2001
5	ASSOCIATED BROADCASTING CO. PVT. LTD.	HYDERABAD	24/11/2003
6	AV ENTERTAINMENT PVT. LTD.	BHOPAL	15/12/2003
7	BENNETT COLEMAN AND CO. LTD.	MUMBAI	05-02-2005
8	BHARTI TELEPORTS LIMITED	Noida	11-11-2009
9	BRAHMAPUTRA TELE-PRODUCTIONS PVT. LTD.	GUWAHATI	04/10/2006
10	BROADCAST EQUIPMENTS INDIA PVT. LTD.	NEW DELHI	21/05/2007
11	CALCUTTA TELEVISION NETWORK PVT. LTD.	KOLKATA	22/08/2005
12	CHANNEL GUIDE INDIA LTD.	MUMBAI	15/09/2003
13	COMSAT SYSTEM PVT. LTD.	HYDERABAD	14/10/2009
14	DISH TV INDIA LIMITED	NOIDA	04-02-2003
15	DISH TV INDIA LTD.	NOIDA	04-06-2011
16	EASTERN MEDIA LTD.	BHUBANESHWER	09/10/2007
17	ENTERTAINMENT TELEVISION NETWORK PVT.LTD.	MUMBAI	23/05/2001
18	ESSEL SHYAM COMMUNICATION LIMITED	NOIDA	09-03-2001
19	ESSEL SHYAM COMMUNICATION LTD.	NOIDA-2	02-07-2002
20	ESSEL SHYAM COMMUNICATION LTD.	NOIDA -3	05-12-2010
21	ESSEL SHYAM COMMUNICATION LTD.	MUMBAI	12-02-2005
22	ESSEL SHYAM COMMUNICATION LTD.	AROOR KERALA	07-05-2007
23	G. NEXT MEDIA PVT. LTD.	NEW DELHI	10-05-2007
24	IN CABLENET ANDHRA LTD.	HYDERABAD	03-09-2006
25	INDEPENDENT NEWS SERVICE PRIVATE LIMITED	NOIDA	11-07-2003
26	INDEPENDENT NEWS SERVICES PVT. LTD.	NOIDA -2	28/04/2010
27	INDIASIGN PVT. LTD.	GURGAON	18/11/2003
28	INDIASIGN PVT. LTD.	KOLKATA	15/06/2007
29	INDIASIGN PVT. LTD.	CHENNAI	15/06/2007
30	INDIASIGN PVT. LTD.	HYDERABAD	14/03/2008
31	INDIASIGN PVT. LTD.	HYDERABAD (Location shifted from Noida)	17/09/2008
32	INDIAVISION SATELLITE COMMUNICATIONS LTD.	KOCHI - KERALA	11-07-2002
33	INDRA TELEVISION LTD.	HYDERABAD	06-07-2006

Annexure 5.5 (Contd.)

S.No	Name of Teleport	Location	Date of Permission
34	INFORMATION TV PVT. LTD.	NEW DELHI	06-03-2009
35	JAIN STUDIOS LTD.	GREATER NOIDA	02-12-2001
36	KAMYAB TV PVT. LTD. (Formerly known as MD TV Pvt. Ltd.)	BHUBANESHWER	30/09/2005
37	KANSAN NEWS PRIVATE LIMITED	CHANDIGARH	13/05/2010
38	KASTURI MEDIA PVT. LTD.	BANGALORE	11-10-2005
39	KOHINOOR BROADCASTING CORPORATION LTD.	RAJPURA - PUNJAB	09-09-2005
40	LAMHAS SATELLITE SERVICES LTD.	MUMBAI	08-10-2004
41	LOK PRAKASHAN LTD.	AHMEDABAD	05-06-2005
42	MAHUA MEDIA PRIVATE LIMITED	NOIDA	25/05/2011
43	MALAYALAM COMMUNICATIONS LTD.	THIRUVANANTHAPURAM	22/12/2004
44	MAVIS SATCOM LIMITED	CHENNAI	22/04/2004
45	MEDIA CONTENT AND COMMUNICATION SERVICES INDIA PRIVATE LIMITED	NOIDA	20/09/2006
46	MH ONE TV NETWORK LTD.	DELHI	23/11/2006
47	MM TV LTD.	ALAPUZZA	03-02-2006
48	NEW DELHI TELEVISION LTD. NDTV	NEW DELHI	06-11-2002
49	NOIDA SOFTWARE TECHNOLOGY PARK LTD.	GREATER NOIDA	27/01/2003
50	ORTEL COMMUNICATIONS LTD.	BHUBANESHWER	25/06/2007
51	POSITIVE TELEVISION PVT. LTD.	GUWAHATI	06-09-2003
52	POSITIVE TELEVISION PVT. LTD.	NOIDA	23/05/2008
53	PRAGYA VISION PVT. LTD.	NOIDA	09-05-2007
54	PRIDE EAST ENTERTAINMENT PVT. LIMITED	GUWAHATI	13/08/2008
55	RACHANA TELEVISION PVT. LTD.	HYDERABAD	15/06/2007
56	RAJ TELEVISION NETWORK LTD.	CHENNAI	05-05-2010
57	RAJASTHAN PATRIKA PRIVATE LIMITED	JAIPUR	08-05-2008
58	ROYS INSTITUTE OF COMPETITIVE EXAMINATION PVT LTD	KOLKATA	04-01-2010
59	SAHARA SANCHAR LIMITED	NOIDA	02-12-2002
60	SANSKAR INFO TV PVT. LTD.	MUMBAI	23/02/2005
61	SATISH SUGERS LTD.	BANGALORE	26/09/2006
62	SENIOR MEDIA LTD.	NEW DELHI	05-05-2005
63	SHITAL FIBRES LTD.	JALANDHAR	29/09/2006
64	SKYLINE TELE MEDIA SERVICES PVT. LTD.	NOIDA	27/05/2009
65	SOWBHAGYA EXPORTS LTD.	HYDERABAD	07-04-2007
66	SRI VENKATESWARA BHAKTI CHANNEL PVT. LTD.	TIRUPATI	11-11-2009
67	SST MEDIA PVT. LTD.	KOLKATA	30/11/2005

Annexure 5.5 (Contd.)

S.No	Name of Teleport	Location	Date of Permission
68	STV ENTERPRISES LTD.	NEW DELHI	01-11-2007
69	SUN TV LTD.	CHENNAI	03-12-2001
70	SUN TV LTD.	CHENNAI	14/07/2006
71	TATA COMMUNICATIONS LIMITED	CHENNAI-2	05-06-2008
72	TATA COMMUNICATIONS LIMITED	CHENNAI -3	13/01/2010
73	TATA COMMUNICATIONS LTD. VSNL	CHENNAI -4	06-04-2010
74	TATA COMMUNICATIONS LTD. VSNL	KOLKATTA	14/05/2004
75	TATA COMMUNICATIONS LTD. VSNL	COCHIN	14/05/2004
76	TATA COMMUNICATIONS LTD., VSNL	NEW DELHI	14/05/2004
77	TATA COMMUNICATIONS LTD., VSNL	MUMBAI	14/05/2004
78	TATA COMMUNICATIONS LTD., VSNL	CHENNAI	14/05/2004
79	TATA SKY LIMITED	NEW DELHI	20.09.2006
80	TELEVISION EIGHTEEN INDIA LIMITED	MUMBAI	19/03/2004
81	TELEVISION EIGHTEEN INDIA LIMITED	NEW DELHI	18/03/2002
82	TELEVISION EIGHTEEN INDIA LIMITED	NOIDA	14/09/2005
83	TV TODAY NETWORK LIMITED	NEW DELHI	22/11/2000
84	UNILAZER EXPORTS AND MANAGEMENT CONSULTANTS LIMITED	MUMBAI	26/06/2009
85	USHODAYA ENTERPRISES LTD.	HYDERABAD	23/05/2001
86	VINTAGE STUDIO PVT. LTD.	NEW DELHI	01-05-2009
87	WINNING EDGE COMMUNICATIONS LTD.	HYDERABAD	25/05/2007

Index of Tables & Charts

Tables

Table 1.1: Subscriber Base & Teledensity – Rural & Urban	3
Table 1.2: Service Area wise Access (Wireless +Wireline) Subscribers	6
Table 1.3: Service Area wise Teledensity as on 30 th September 2011	8
Table 1.4: Growth in Subscribers	9
Table 1.5: Subscribers (Rural & Urban) and Market share	10
Table 1.6: List of Cellular Mobile (GSM & CDMA) Service Providers currently providing service [As on 30 th September 2011].....	11
Table 1.7: Wireless Subscriber Base & Teledensity – Rural & Urban	12
Table 1.8: Growth in Wireless Subscribers	14
Table 1.9: Service Area wise Wireless Subscribers	15
Table 1.10: Service Area wise Wireless Teledensity as on 30 th June 2011	16
Table 1.11: Rural Wireless Subscribers and Market Share.....	17
Table 1.12: Group-wise Market Share (in terms of subscription) within GSM Service.....	19
Table 1.13: Market Share (in terms of subscription) within CDMA Service.....	20
Table 1.14: Service Providers providing Wireline service [as on 30 th September 2011]....	21
Table 1.15: Wireline Subscriber Base & Teledensity – Rural & Urban.....	22
Table 1.16: Service Provider wise Subscribers (Rural & Urban) & Market Share	23
Table 1.17: Growth in Subscribers	24
Table 1.18: Service Area wise Wireline Subscribers	24
Table 1.19: Service Area wise Wireline Teledensity as on 30 th September 2011.....	25
Table 1.20: Rate of change & Market share of PCOs	26
Table 1.21: Trends in subscribers of PSUs Vs. Pvt. Internet Service Providers	29
Table 1.22: Internet Subscriber Base & Market share of top 10 ISPs.....	30
Table 1.23: Service Provider wise details of Data Services	35
Table 1.24: PMRTS Subscriber base – Service Provider wise.....	36
Table 1.25: VSAT Service Providers currently providing service & subscriber base	38
Table 2.1: Key Indicators - GSM Service	41
Table 2.2: ARPU - GSM Service	42
Table 2.3: Composition of Revenue (%) - GSM Service.....	43
Table 2.4: MOU & SMS (per subscriber per month) - GSM Service	43
Table 2.5: Outgoing Traffic Pattern - GSM Service	44
Table 2.6: Average outgo per outgoing minute - GSM Service.....	45
Table 2.7: Trends of Key Parameters - GSM Service.....	45
Table 2.8: Key Indicators – CDMA Full Mobility Service	46
Table 2.9: ARPU – CDMA Full Mobility Service	47
Table 2.10: Composition of Revenue (%)– CDMA Full Mobility Service	48
Table 2.11: MOU & SMS (per subscriber per month) – CDMA Full Mobility Service.....	48
Table 2.12: Outgoing Traffic Pattern – CDMA Full Mobility Service.....	49
Table 2.13: Average outgo per outgoing minute – CDMA Full Mobility Service	50
Table 2.14: Trends of Key Parameters – CDMA Full Mobility Service	50
Table 3.1: Gross Revenue (GR), Adjusted Gross Revenue (AGR), License Fee (LF) & Spectrum Charges.....	53
Table 3.2: Service-wise Gross Revenue, Adjusted Gross Revenue (AGR), License Fee and Spectrum Charges.....	54
Table 3.3: Access Services – Service Provider wise Gross Revenue.....	55
Table 3.4: Category-wise share in Access Revenue (GR)	56
Table 4.1: QoS Summary - Wireless Service	58

Table 4.2: Parameter wise Performance of Wireless Service Providers	61
Table 4.3: QoS Summary - Wireline Service.....	66
Table 4.4: QoS Parameters not reported by the service providers - wireline	68
Table 4.5: Parameter wise QoS of Wireline Service Providers	70
Table 4.6: Performance on ISPs Quality of Service	73
Table 4.7: Parameter-wise status of QoS benchmarks for Broadband service	76
Table 5.1: Key Parameters	80
Table 5.2: Status of applications for community radio station licenses received from Ministry of Information and Broadcasting	84

Charts

Chart 1.1: Trends in Telephone Subscribers and Teledensity in India	2
Chart 1.2: Market Share - Rural & Urban	4
Chart 1.3: Composition of Access subscription – Wireline & Wireless.....	5
Chart 1.4: Composition of Telephone Subscribers at the end of the quarter	5
Chart 1.5: Net Addition in Telephone Subscription (In millions)	7
Chart 1.6: Wireless Subscriber Base and Teledensity	12
Chart 1.7: Wireless Market Share – Rural & Urban	13
Chart 1.8: Wireless Subscription: GSM vs CDMA	18
Chart 1.9: Wireline Subscriber Base and Teledensity.....	22
Chart 1.10: Wireline Market share – Rural & Urban	23
Chart 1.11: Number of PCOs	26
Chart 1.12: Growth in VPTs.....	27
Chart 1.13: Trends in Internet/Broadband subscription.....	28
Chart 1.14: Growth achieved by top ten ISPs during the quarter	31
Chart 1.15: Technology trends for Internet Access (including Broadband)	31
Chart 1.16: Broadband Access - Technologies & Market Share	32
Chart 1.17: Speed Category wise data on Internet/broadband subscribers for top 10 States	33
Chart 1.18: Growth of wireless subscribers capable of Accessing Data services/Internet.....	34
Chart 1.19: Growth rate (%) of PMRTS	37
Chart 1.20: Number of VSAT connections	39
Chart 1.21: Growth Rate (%) of VSAT Subscribers	39
Chart 2.1: Outgoing Traffic Pattern - GSM Service.....	41
Chart 2.2: Proportion of prepaid subscribers - GSM Service.....	42
Chart 2.3: Outgoing Traffic Pattern – CDMA Full Mobility Service	46
Chart 2.4: Proportion of prepaid subscribers – CDMA Full Mobility Service	47
Chart 2.5: Trends in MOU for Internet Telephony.....	51
Chart 3.1: Composition of Gross Revenue	54
Chart 3.2: Trend in ARPU per month for Access Services.....	55
Chart 5.1: Maximum number of TV Channels being carried by certain Cable operators in their networks	81
Chart 5.2: Set Top Boxes (STBs)	82
Chart 5.3: Comparative position of Revenue from FM Radio Stations	83