

## **Information Note to the Press (Press Release No. 24 /2010)**

### **TELECOM REGULATORY AUTHORITY OF INDIA**

New Delhi, 28th May 2010

**For Immediate release**

**Website :- [www.trai.gov.in](http://www.trai.gov.in)**

#### **Telecom Subscription Data as on 30<sup>th</sup> April 2010**

- ❖ **Total Telephone subscriber base reaches 638.05 Million**
  - **Wireless subscription reaches 601.22 Million**
  - **Wireline subscription declines to 36.83**
- ❖ **16.90 Million new additions in wireless**
- ❖ **Overall Tele-density reaches 54.10**
- ❖ **Broadband subscription is 9 million**

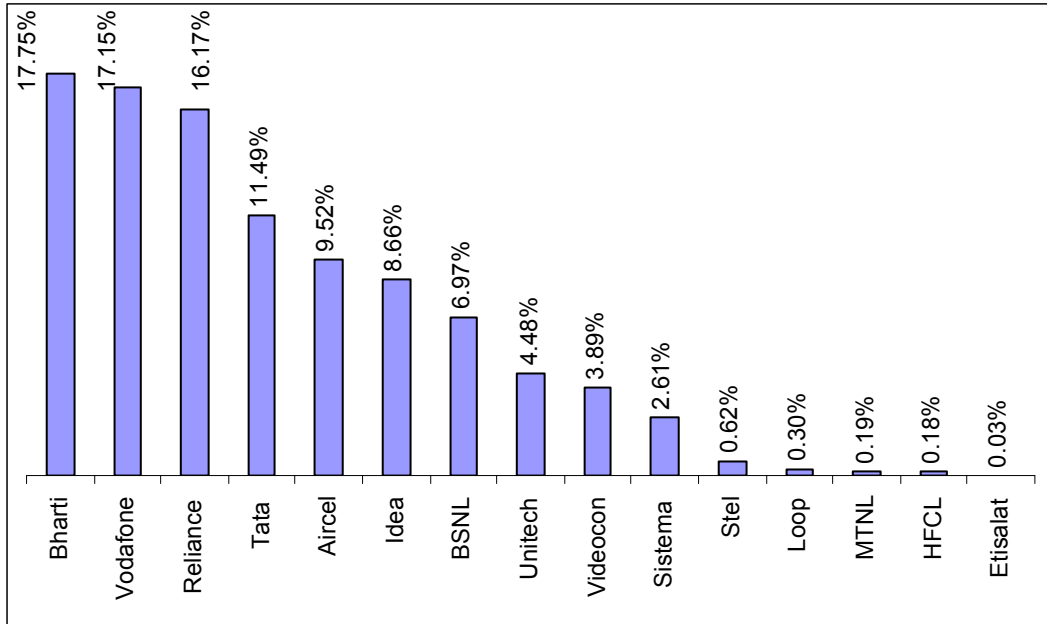
The number of telephone subscribers in India increased to **638.05** Million at the end of April-2010 from **621.28** Million in March-2010, thereby registering a growth rate of 2.70%. With this, ***the overall Tele-density in India reaches 54.10***

#### **Wireless Segment (GSM, CDMA & FWP)**

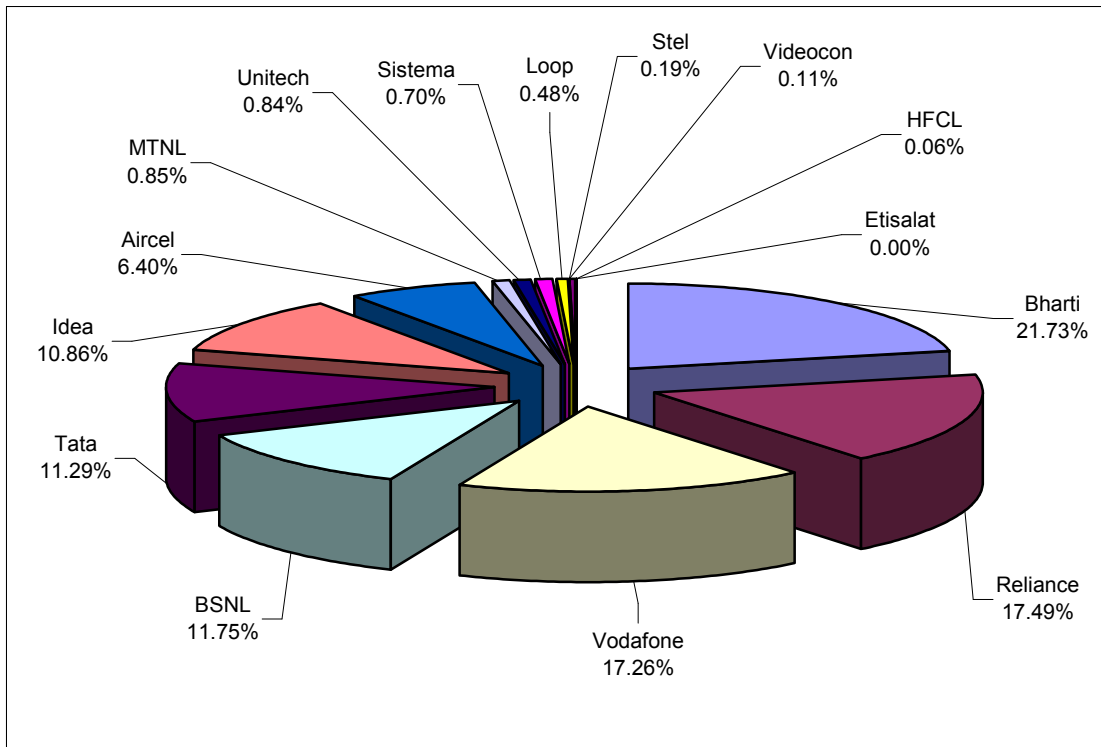
Wireless subscriber base increased from 584.32 Million in March-2010 to 601.22 Million at the end of April-2010 registering a growth of 2.89%. Wireless Tele-density stands at 50.98. Detailed statistics is at Annexure-I.

**Wireless Service:**

**A. Service Providers' share in net additions during the month of April-2010**



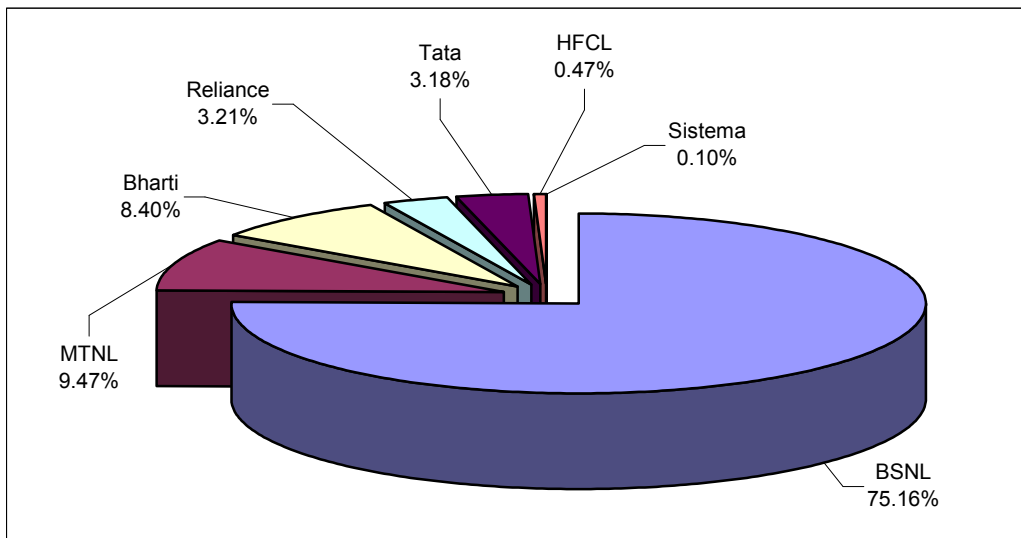
**B. Service Provider wise Market Share as on 30-4-2010**



## **Wireline Segment**

Wireline subscriber base declined from 36.96 Million in March-2010 to 36.83 Million at the end of April-2010. BSNL/MTNL, two PSU operators hold 84.64% of the Wireline market share. Overall Wireline teledensity is 3.12. Detailed statistics is at Annexure-II.

## **Service Provider wise Market Share as on 30-4-2010**



### **Category wise Net Additions during the Month of April-2010**

Category	Net Additions	
	Wireline	Wireless
Circle A	-66833	6061622
Circle B	-62009	6649237
Circle C	-10944	2342902
Metro	8936	1846796
<b>All India</b>	<b>-130850</b>	<b>16900557</b>

### **Category-wise Growth Rate in Access Service**

Category	Monthly Rate of Growth (March-2010 to April-2010)		Yearly rate of growth (April-2009 to April-2010)	
	Wireline	Wireless	Wireline	Wireless
Circle A	-0.48%	2.9%	-3.3%	45.5%
Circle B	-0.49%	3.0%	-4.3%	52.2%
Circle C	-0.34%	3.0%	-3.2%	64.9%
Metro	0.13%	2.6%	2.3%	35.3%
<b>All India</b>	<b>-0.35%</b>	<b>2.89%</b>	<b>-2.6%</b>	<b>48.9%</b>

**Broadband ( $\geq$  256 Kbps download)**

Total Broadband subscriber base has increased from 8.75 million in March-2010 to 9 million in April-2010, there by showing a growth of 2.80%.

Note: Information in the Press Release is based on the data provided by the Service Providers/  
Service Providers' Association.

---

Contact details in case of any clarification:

Raj Pal, Advisor (ER), TRAI  
Mahanagar Doorsanchar Bhawan  
Jawahar Lal Nehru Marg,  
New Delhi – 110002  
Ph: 011-23230752  
Fax: 011-23236650  
E-mail: [adveco@traigov.in](mailto:adveco@traigov.in)

Authorised to issue.

(Raj Pal)

**Wireless Subscriber Base**  
Page 1 of 3

Circle	Group													
	Vodafone		Loop		Idea		Bharti		Reliance		HFCL		Sistema	
	Mar-10	Apr-10	Mar-10	Apr-10	Mar-10	Apr-10	Mar-10	Apr-10	Mar-10	Apr-10	Mar-10	Apr-10	Mar-10	Apr-10
Andhra Pradesh	5,816,985	6,019,425	-	-	6,329,768	6,404,805	12,994,687	13,273,578	6,968,225	7,130,707	-	-	-	-
Assam	806,624	854,106	-	-	82,932	86,074	2,405,418	2,497,414	1,712,589	1,761,818	-	-	-	-
Bihar	3,171,530	3,452,359	-	-	3,047,161	3,130,481	11,003,161	11,400,807	7,036,708	7,072,582	-	-	296,048	328,599
Delhi	5,066,868	5,240,785	-	-	2,590,843	2,665,427	5,915,225	5,953,440	5,722,166	5,928,405	-	-	239,785	300,945
Gujarat	10,824,674	11,110,052	-	-	5,401,625	5,491,606	5,456,615	5,708,906	5,586,664	5,818,899	-	-	-	-
Himachal Pradesh	169,632	181,878	-	-	265,079	266,293	1,317,893	1,329,234	1,170,484	1,175,146	-	-	-	-
Haryana	2,914,333	3,004,522	-	-	2,159,583	2,190,241	1,533,936	1,544,754	2,455,981	2,448,704	-	-	8,573	22,157
J & K	175,304	210,307	-	-	54,415	70,723	1,887,301	1,836,378	495,995	281,871	-	-	-	-
Karnataka	5,167,390	5,277,714	-	-	2,632,640	2,672,601	12,643,329	12,887,296	5,644,160	6,072,647	-	-	229,451	285,463
Kerala	4,211,260	4,287,777	-	-	5,361,123	5,486,071	3,131,680	3,147,086	3,392,144	3,470,444	-	-	188,993	211,748
Kolkata	3,539,014	3,598,747	-	-	553,099	602,728	2,784,299	2,821,065	3,698,258	3,645,177	-	-	340,659	366,126
Madhya Pradesh	1,845,230	1,960,708	-	-	7,251,972	7,527,124	6,640,488	6,912,924	8,414,503	8,658,982	-	-	-	-
Maharashtra	7,172,127	7,395,688	-	-	9,356,847	9,556,791	6,628,989	6,654,899	7,126,704	7,475,986	-	-	2,287	5,156
Mumbai	5,110,911	5,167,092	2,844,583	2,894,511	1,537,515	1,552,510	3,045,394	3,066,905	5,798,141	5,977,868	-	-	75,958	126,212
North East	488,702	527,052	-	-	26,277	32,775	1,432,364	1,493,659	513,223	517,550	-	-	-	-
Orissa	1,071,216	1,204,637	-	-	601,268	603,738	4,134,100	4,263,603	2,698,945	2,721,832	-	-	-	-
Punjab	3,122,802	3,177,639	-	-	3,271,439	3,347,864	4,789,971	4,859,480	2,644,759	2,739,964	328,318	358,177	-	-
Rajasthan	7,476,607	7,569,119	-	-	2,342,491	2,402,073	10,302,531	10,467,211	5,142,441	5,324,358	-	-	1,252,052	1,319,257
Tamil Nadu	9,008,871	9,122,958	-	-	787,849	790,388	10,917,428	11,046,394	6,562,503	6,765,008	-	-	560,175	607,612
U.P.(E)	10,002,619	10,376,629	-	-	3,688,675	3,813,096	9,048,192	9,370,395	8,601,534	8,909,597	-	-	-	-
U.P.(W)	6,403,482	6,549,425	-	-	5,848,086	5,951,025	4,040,155	4,209,928	6,271,026	6,417,035	-	-	-	-
West Bengal	7,292,177	7,467,359	-	-	634,001	643,814	5,566,158	5,874,131	4,764,992	4,841,174	-	-	581,163	642,324
<b>Total</b>	<b>100,858,358</b>	<b>103,755,978</b>	<b>2,844,583</b>	<b>2,894,511</b>	<b>63,824,688</b>	<b>65,288,248</b>	<b>127,619,314</b>	<b>130,619,487</b>	<b>102,422,145</b>	<b>105,155,754</b>	<b>328,318</b>	<b>358,177</b>	<b>3,775,144</b>	<b>4,215,599</b>
<b>Net Additions during April-2010</b>		<b>2,897,620</b>		<b>49,928</b>		<b>1,463,560</b>		<b>3,000,173</b>		<b>2,733,609</b>		<b>29,859</b>		<b>440,455</b>

**Wireless Subscriber Base**  
Page 2 of 3

Circle	Group											
	Tata		Aircel / Dishnet		Stel		Unitech		Videocon		Etisalat/Allianz	
	Mar-10	Apr-10	Mar-10	Apr-10	Mar-10	Apr-10	Mar-10	Apr-10	Mar-10	Apr-10	Mar-10	Apr-10
Andhra Pradesh	7,384,531	7,487,409	975,622	1,038,569	-	-	638,758	722784	0	0	49	217
Assam	85,381	91,474	2,521,187	2,564,584	-	-	-	-	0	0	0	0
Bihar	3,406,887	3,689,306	3,205,641	3,440,960	470,413	505049	594,414	696917	0	0	0	324
Delhi	5,240,907	5,241,852	1,119,338	1,216,975	-	-	-	-	0	0	70	1314
Gujarat	1,817,137	1,999,429	-	-	-	-	-	-	0	407	10	210
Himachal Pradesh	142,370	163,576	467,276	516,534	176,544	212150	-	-	0	0	0	0
Haryana	2,488,029	2,488,268	-	-	-	-	-	-	400	69303	0	200
J & K	103,177	106,408	1,856,598	1,749,089	-	-	-	-	0	0	0	0
Karnataka	5,486,028	5,537,149	766,765	825,535	-	-	621,091	641203	0	0	44	270
Kerala	2,276,230	2,202,888	1,216,806	1,292,054	-	-	254,158	319055	0	0	50	211
Kolkata	2,395,301	2,442,321	1,252,931	1,296,105	-	-	-	-	0	0	0	0
Madhya Pradesh	3,637,339	3,857,450	-	-	-	-	-	-	0	0	0	366
Maharashtra	7,864,378	7,962,366	370,577	420,987	-	-	-	-	0	0	8	231
Mumbai	4,476,397	4,586,912	903,357	956,585	-	-	-	-	0	356227	0	374
North East	65,898	69,659	1,710,812	1,745,180	-	-	-	-	0	0	0	0
Orissa	1,966,154	1,973,330	1,700,160	1,802,993	359,870	395192	233,093	285343	0	0	0	0
Punjab	2,275,326	2,404,418	-	-	-	-	-	-	0	0	33	188
Rajasthan	2,729,280	2,733,728	-	-	-	-	-	-	0	0	50	258
Tamil Nadu	4,256,197	4,564,277	14,910,238	15,549,285	-	-	636,523	698346	31778	263135	0	262
U.P.(E)	2,824,923	3,031,936	901,538	948,195	-	-	765,256	1007208	0	0	40	315
U.P.(W)	3,303,108	3,467,968	752,398	822,575	-	-	520,743	650795	0	0	0	250
West Bengal	1,717,277	1,781,918	2,229,930	2,283,336	-	-	-	-	0	0	0	0
<b>Total</b>	<b>65,942,255</b>	<b>67,884,042</b>	<b>36,861,174</b>	<b>38,469,541</b>	<b>1,006,827</b>	<b>1,112,391</b>	<b>4,264,036</b>	<b>5,021,651</b>	<b>32,178</b>	<b>689,072</b>	<b>354</b>	<b>4,990</b>
<b>Net Additions during April-2010</b>		<b>1,941,787</b>		<b>1,608,367</b>		<b>105,564</b>		<b>757,615</b>		<b>656,894</b>		<b>4,636</b>

Circle	MTNL		BSNL		Circle-wise Total		
	Mar-10	Apr-10	Mar-10	Apr-10	Mar-10	Apr-10	Net Addition
Andhra Pradesh	-	-	4,516,139	4,593,582	45,624,764	46,671,076	1046312
Assam	-	-	1,141,922	1,155,212	8,756,053	9,010,682	254629
Bihar	-	-	4,741,288	4,771,411	36,973,251	38,488,795	1515544
Delhi	2,404,388	2,421,885	-	-	28,299,590	28,971,028	671438
Gujarat	-	-	3,262,424	3,310,320	32,349,149	33,439,829	1090680
Himachal Pradesh	-	-	1,276,095	1,286,811	4,985,373	5,131,622	146249
Haryana	-	-	2,573,964	2,608,268	14,134,799	14,376,417	241618
J & K	-	-	974,487	967,227	5,547,277	5,222,003	-325274
Karnataka	-	-	3,941,833	4,082,392	37,132,731	38,282,270	1149539
Kerala	-	-	4,162,177	4,217,750	24,194,621	24,635,084	440463
Kolkata	-	-	1,838,313	1,896,693	16,401,874	16,668,962	267088
Madhya Pradesh	-	-	4,190,233	4,269,469	31,979,765	33,187,023	1207258
Maharashtra	-	-	4,994,064	4,989,137	43,515,981	44,461,241	945260
Mumbai	2,689,628	2,704,958	-	-	26,481,884	27,390,154	908270
North East	-	-	1,072,574	1,104,065	5,309,850	5,489,940	180090
Orissa	-	-	2,506,921	2,592,723	15,271,727	15,843,391	571664
Punjab	-	-	3,664,242	3,707,502	20,096,890	20,595,232	498342
Rajasthan	-	-	4,495,427	4,581,204	33,740,879	34,397,208	656329
Tamil Nadu	-	-	6,011,150	6,104,878	53,682,712	55,512,543	1829831
U.P.(E)	-	-	8,199,211	8,393,898	44,031,988	45,851,269	1819281
U.P.(W)	-	-	3,507,857	3,581,604	30,646,855	31,650,605	1003750
West Bengal	-	-	2,379,691	2,413,529	25,165,389	25,947,585	782196
<b>Total</b>	<b>5,094,016</b>	<b>5,126,843</b>	<b>69,450,012</b>	<b>70,627,675</b>	<b>584,323,402</b>	<b>601,223,959</b>	<b>16900557</b>
<b>Net Additions during April-2010</b>		<b>32,827</b>		<b>1,177,663</b>		<b>16,900,557</b>	



**Wireline Subscriber Base**  
**Page 1 of 1**

GROUP																		
Circle	Bharti		Reliance		HFCL		Sistema		Tata		MTNL		BSNL		Circle-wise Total			
	Mar-10	Apr-10	Mar-10	Apr-10	Mar-10	Apr-10	Mar-10	Apr-10	Mar-10	Apr-10	Mar-10	Apr-10	Mar-10	Apr-10	Mar-10	Apr-10	Net Addition	
Andhra Pradesh	117,254	117,573	83,476	83,443	-	-	-	-	153,648	152,110	-	-	2,107,406	2,089,829	2,461,784	2,442,955	-18,829	
Assam	-	-	-	-	-	-	-	-	614	620	-	-	307,725	305,139	308,339	305,759	-2,580	
Bihar	-	-	3,105	3,178	-	-	-	-	6,660	6,972	-	-	1,373,578	1,371,153	1,383,343	1,381,303	-2,040	
Delhi	955,591	965,852	172,460	172,638	-	-	-	-	45,324	46,089	1,537,460	1,538,037	-	-	2,710,835	2,722,616	11,781	
Gujarat	47,124	47,899	115,498	115,872	-	-	-	-	53,203	53,918	-	-	1,865,968	1,861,297	2,081,793	2,078,986	-2,807	
Himachal Pradesh	-	-	3,365	3,364	-	-	-	-	1,253	1,251	-	-	353,228	350,937	357,846	355,552	-2,294	
Haryana	22,207	22,249	3,246	3,046	-	-	-	-	10,319	10,613	-	-	786,644	780,042	822,416	815,950	-6,466	
J & K	-	-	8	8	-	-	-	-	59	59	-	-	232,013	231,360	232,080	231,427	-653	
Karnataka	467,157	469,031	100,024	100,083	-	-	-	-	106,956	107,004	-	-	2,101,485	2,087,009	2,775,622	2,763,127	-12,495	
Kerala	51,808	51,889	53,448	53,403	-	-	-	-	9,641	9,660	-	-	3,345,461	3,338,084	3,460,358	3,453,036	-7,322	
Kolkata	75,992	76,552	93,959	93,794	-	-	-	-	22,562	22,895	-	-	1,270,929	1,265,274	1,463,442	1,458,515	-4,927	
Madhya Pradesh	305,610	306,091	32,491	32,619	-	-	-	-	3,750	3,828	-	-	1,229,412	1,224,119	1,571,263	1,566,657	-4,606	
Maharashtra	61,472	62,547	81,220	82,087	-	-	-	-	170,093	173,672	-	-	2,696,924	2,670,323	3,009,709	2,988,629	-21,080	
Mumbai	305,901	309,597	190,367	193,761	-	-	-	-	489,963	493,940	1,959,294	1,950,309	-	-	2,945,525	2,947,607	2,082	
North East	-	-	-	-	-	-	-	-	83	85	-	-	326,289	324,449	326,372	324,534	-1,838	
Orissa	-	-	3,385	3,414	-	-	-	-	5,183	5,388	-	-	604,844	603,071	613,412	611,873	-1,539	
Punjab	96,148	96,935	40,367	40,179	173,407	174,667	-	-	12,103	12,246	-	-	1,281,984	1,271,505	1,604,009	1,595,532	-8,477	
Rajasthan	36,258	36,368	21,568	21,521	-	-	49,416	36,528	3,942	4,044	-	-	1,414,030	1,403,299	1,525,214	1,501,760	-23,454	
Tamil Nadu	454,662	459,216	136,481	136,931	-	-	-	-	51,563	52,182	-	-	2,930,310	2,913,065	3,573,016	3,561,394	-11,622	
U.P.(E)	46,404	46,867	34,107	34,094	-	-	-	-	8,391	8,991	-	-	1,409,511	1,407,459	1,498,413	1,497,411	-1,002	
U.P.(W)	23,271	23,343	7,152	6,893	-	-	-	-	4,785	4,949	-	-	1,290,869	1,287,817	1,326,077	1,323,002	-3,075	
West Bengal	-	-	1,685	1,114	-	-	-	-	2,181	2,320	-	-	901,950	894,775	905,816	898,209	-7,607	
<b>Operator-wise Total</b>	<b>3,066,859</b>	<b>3,092,009</b>	<b>1,177,412</b>	<b>1,181,442</b>	<b>173,407</b>	<b>174,667</b>	<b>49,416</b>	<b>36,528</b>	<b>1,162,276</b>	<b>1,172,836</b>	<b>3,496,754</b>	<b>3,488,346</b>	<b>27,830,560</b>	<b>27,680,006</b>	<b>36,956,684</b>	<b>36,825,834</b>	<b>-130,850</b>	
<b>Net Additions during April-2010</b>	<b>25,150</b>		<b>4,030</b>		<b>1,260</b>				<b>-12,888</b>		<b>10,560</b>			<b>-8,408</b>		<b>-150,554</b>	<b>-130,850</b>	