

Information Note to the Press (Press Release No. 53 /2010)

TELECOM REGULATORY AUTHORITY OF INDIA

New Delhi, 5th October 2010

For Immediate release

Website: - www.trai.gov.in

Telecom Subscription Data as on 31st August 2010

- ❖ **Total Telephone subscriber base reaches 706.37 Million**
 - **Wireless subscription reaches 670.60 Million**
 - **Wireline subscription declines to 35.77**
- ❖ **18.18 Million new additions in wireless**
- ❖ **Overall Tele-density reaches 59.63**
- ❖ **Broadband subscription is 10.08 million**

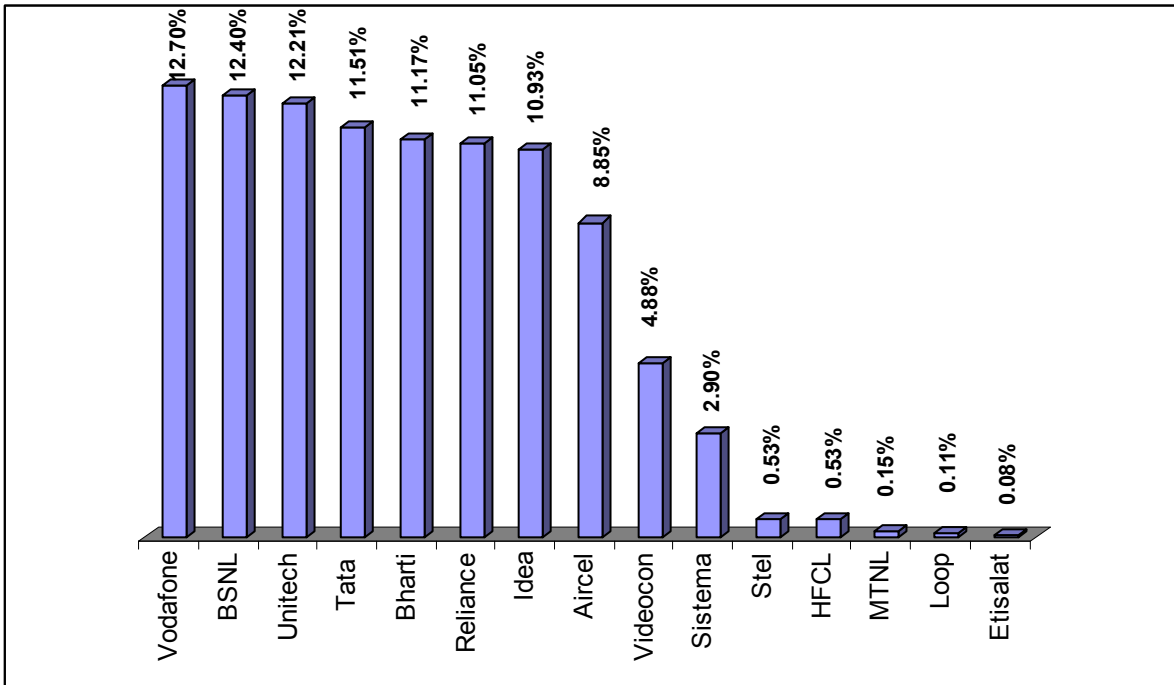
The number of telephone subscribers in India increased to **706.37** Million at the end of August 2010 from **688.38** Million in July-2010, thereby registering a growth rate of 2.61 %. With this, ***the overall Tele-density in India reaches 59.63***

Wireless Segment (GSM, CDMA & FWP)

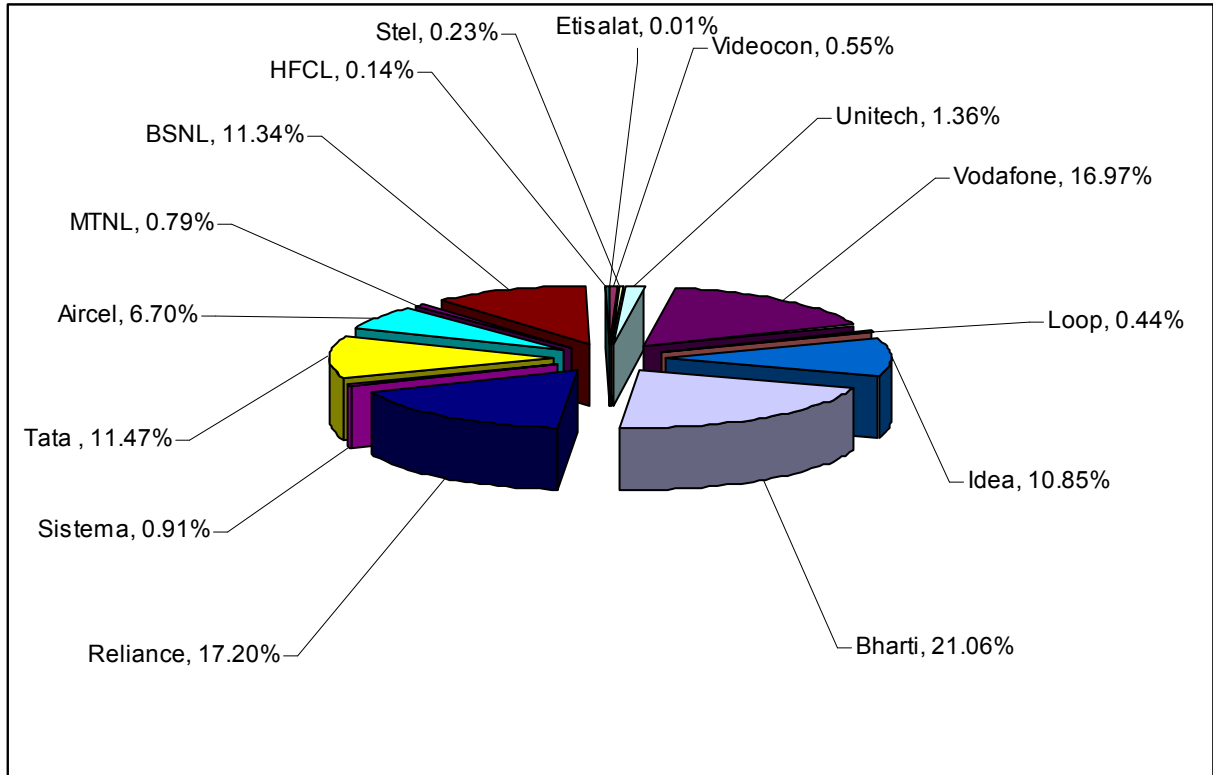
Wireless subscriber base increased from 652.42 Million in July-2010 to 670.6 Million at the end of August-2010 registering a growth of 2.79%. Wireless Tele-density stands at 56.61. Detailed statistics is at Annexure-I.

Wireless Service:

A. Service Providers' share in net additions during the month of August-2010



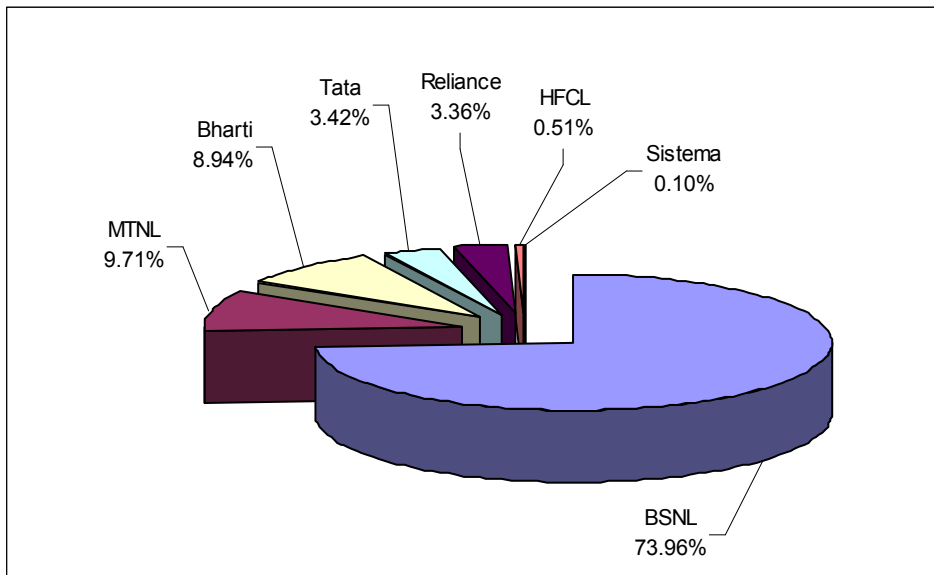
B. Service Provider wise Market Share as on 31-08-2010



Wireline Segment

Wireline subscriber base declined from 35.96 Million in July-2010 to 35.77 Million at the end of August-2010. BSNL/MTNL, two PSU operators hold 83.68% of the Wireline market share. Overall Wireline teledensity is 3.02. Detailed statistics is at Annexure-II.

Service Provider wise Market Share as on 31-08-2010



Category wise Net Additions during the Month of August-2010

Category	Net Addition	
	Wireline	Wireless
Circle A	-50385	6102998
Circle B	-118244	7555648
Circle C	-38214	2528981
Metro	9796	1997066
All India	-197047	18184693

Category-wise Growth Rate in Access Service

Category	Monthly rate of growth (July 2010 to August 2010)		Yearly rate of growth (August 2009 to August 2010)	
	Wireline	Wireless	Wireline	Wireless
Circle A	-0.37%	2.6%	-2.9%	43.4%
Circle B	-0.99%	3.0%	-8.7%	50.3%
Circle C	-1.21%	3.0%	-5.1%	55.2%
Metro	0.14%	2.5%	2.1%	38.4%
All India	-0.55%	2.79%	-4.2%	46.8%

Broadband (\geq 256 Kbps download)

Total Broadband subscriber base has increased from 9.77 million in July-2010 to 10.08 million in Aug-2010, there by showing a growth of 3.17%.

Note: Information in the Press Release is based on the data provided by the Service Providers/ Service Providers' Association.

Contact details in case of any clarification:

Raj Pal, Advisor (ER), TRAI
Mahanagar Doorsanchar Bhawan
Jawahar Lal Nehru Marg,
New Delhi – 110002
Ph: 011-23230752
Fax: 011-23236650
E-mail: adveco@traigov.in

Authorised to issue.

(Raj Pal)

Wireless Subscriber Base
Page 1 of 3

Annexure

Circle	Group											
	Bharti		Reliance		Vodafone		Tata		Idea		Aircel / Dishnet	
	Jul-10	Aug-10	Jul-10	Aug-10	Jul-10	Aug-10	Jul-10	Aug-10	Jul-10	Aug-10	Jul-10	Aug-10
Andhra Pradesh	14,089,766	14,240,429	7,818,838	7,824,704	6,492,080	6,543,536	8,202,677	8,342,374	6,756,613	7,000,679	1,310,185	1,362,975
Assam	2,645,552	2,683,243	1,910,644	1,921,062	995,490	1,032,891	110,128	115,891	120,691	154,894	2,821,003	2,872,757
Bihar	12,279,103	12,600,521	7,275,962	7,374,890	3,922,242	4,002,799	4,112,881	4,389,209	3,520,550	3,607,138	3,822,309	3,899,888
Delhi	6,802,779	6,950,079	6,585,501	6,781,574	5,709,471	5,877,012	5,395,903	5,456,869	3,002,652	3,029,288	1,520,333	1,587,591
Gujarat	5,794,875	5,980,024	6,433,356	6,400,689	11,706,388	12,059,391	2,584,674	2,776,817	5,527,750	5,827,547	-	3,485
Himachal Pradesh	1,390,834	1,452,709	1,236,156	1,259,472	232,317	246,372	225,419	243,096	304,141	320,457	630,290	646,879
Haryana	1,564,367	1,580,398	2,857,422	3,013,235	3,169,663	3,219,961	2,698,123	2,749,752	2,318,631	2,403,295	83,515	125,501
J & K	1,854,369	1,751,239	313,325	311,114	243,240	248,250	87,008	86,613	76,397	70,651	1,540,058	1,547,375
Karnataka	13,418,999	13,434,418	6,713,427	6,774,060	5,623,133	5,716,654	6,554,687	6,682,186	3,016,131	3,046,945	1,135,510	1,221,544
Kerala	3,242,572	3,332,095	3,662,542	3,675,645	4,532,480	4,629,829	2,476,434	2,555,535	6,000,233	6,001,155	1,522,326	1,613,411
Kolkata	2,897,038	2,947,042	3,853,696	3,951,882	3,770,918	3,821,101	2,700,052	2,805,750	667,463	742,815	1,450,721	1,495,788
Madhya Pradesh	7,380,117	7,496,236	9,240,027	9,396,547	2,187,707	2,253,647	3,965,691	4,027,641	8,023,189	8,294,116	98,910	189,752
Maharashtra	7,117,832	7,209,072	7,954,988	8,054,845	8,061,740	8,341,129	8,586,389	8,857,456	10,200,545	10,351,248	645,930	736,103
Mumbai	3,185,027	3,201,916	6,417,248	6,493,019	5,330,904	5,352,428	4,951,892	5,075,563	1,801,434	1,802,488	1,164,932	1,231,333
North East	1,582,907	1,612,005	542,322	546,025	610,334	628,432	81,859	85,621	51,831	68,912	1,834,233	1,861,170
Orissa	4,803,275	4,840,243	2,898,081	2,925,899	1,238,479	1,246,607	2,255,837	2,272,371	657,071	749,790	2,047,270	2,124,406
Punjab	5,051,259	5,171,278	3,081,839	3,161,472	3,367,186	3,450,820	2,792,308	2,830,691	3,522,027	3,608,331	-	96,248
Rajasthan	10,892,100	11,004,105	5,785,966	5,905,306	7,854,896	7,950,484	2,827,762	2,968,570	2,439,335	2,474,622	-	77
Tamil Nadu	11,498,789	11,621,966	6,921,296	6,940,064	9,740,915	9,975,862	4,716,739	4,749,385	1,200,182	1,200,690	17,020,267	17,427,511
U.P.(E)	10,323,578	10,574,173	9,570,403	9,851,575	11,446,045	11,667,100	3,541,658	3,613,286	4,203,629	4,262,682	1,163,105	1,255,960
U.P.(W)	4,802,916	4,923,409	6,934,445	7,269,813	7,171,085	7,271,525	3,938,512	4,041,162	6,217,082	6,512,136	1,020,252	1,099,794
West Bengal	6,602,828	6,644,688	5,308,347	5,492,161	8,058,547	8,238,579	2,043,587	2,217,504	1,121,359	1,206,042	2,465,510	2,507,131
Total	139,220,882	141,251,288	113,315,831	115,325,053	111,465,260	113,774,409	74,850,220	76,943,342	70,748,936	72,735,921	43,296,659	44,906,679
Net Additions during August - 2010		2,030,406		2,009,222		2,309,149		2,093,122		1,986,985		1,610,020

Wireless Subscriber Base
Page 2 of 3

Annexure

Circle	Group											
	BSNL		MTNL		Unitech		Sistema		Loop		Videocon	
	Jul-10	Aug-10	Jul-10	Aug-10	Jul-10	Aug-10	Jul-10	Aug-10	Jul-10	Aug-10	Jul-10	Aug-10
Andhra Pradesh	4,947,271	5,238,900	-	-	838,735	987364	49,920	76,358	-	-	0	16
Assam	1,202,166	1,238,163	-	-	-	-	-	-	-	-	0	0
Bihar	5,026,786	5,120,700	-	-	861,683	1147797	412,436	448,041	-	-	0	20
Delhi	-	-	2,492,269	2,500,719	-	-	528,969	555,979	-	-	0	0
Gujarat	3,424,415	3,473,531	-	-	285,964	487,623	-	-	-	-	337437	627242
Himachal Pradesh	1,328,821	1,398,083	-	-	-	-	-	-	-	-	0	596
Haryana	2,690,754	2,781,889	-	-	-	-	62,870	71,423	-	53	545195	656984
J & K	633,799	666,336	-	-	-	-	-	-	-	-	0	0
Karnataka	4,337,537	4,427,846	-	-	527,571	653262	475,556	558,685	-	-	0	15
Kerala	4,367,050	4,492,080	-	-	311,018	380993	239,799	264,713	-	-	162617	260396
Kolkata	1,975,499	2,044,946	-	-	168,744	317,979	452,473	483,232	-	58	0	0
Madhya Pradesh	4,479,319	4,556,340	-	-	-	-	-	-	-	55	13977	132224
Maharashtra	5,291,452	5,426,919	-	-	225,303	412,192	91,226	144,038	-	-	0	20
Mumbai	-	-	2,763,175	2,782,319	193,028	333,761	268,253	317,633	2,947,288	2,967,803	818463	903463
North East	1,175,414	1,208,038	-	-	-	-	-	-	-	-	0	0
Orissa	2,836,605	3,058,003	-	-	312,362	408985	-	-	-	61	0	20
Punjab	3,824,824	3,901,451	-	-	-	-	-	-	-	35	0	0
Rajasthan	4,765,913	5,043,016	-	-	-	-	1,515,290	1,573,726	-	46	0	20
Tamil Nadu	6,384,705	6,543,407	-	-	644,442	784928	680,972	755,273	-	-	899662	1083748
U.P.(E)	8,858,989	9,011,642	-	-	1,370,065	1637758	-	-	-	-	25	75
U.P.(W)	3,701,266	3,775,980	-	-	917,188	1133246	-	-	-	-	20	40
West Bengal	2,528,863	2,629,828	-	-	217,695	408,074	804,919	861,568	-	-	0	20
Total	73,781,448	76,037,098	5,255,444	5,283,038	6,873,798	9,093,962	5,582,683	6,110,669	2,947,288	2,968,111	2,777,396	3,664,899
Net Additions during August - 2010		2,255,650		27,594		2,220,164		527,986		20,823		887,503

Wireless Subscriber Base
Page 3 of 3

Annexure

Circle	Group						Circle-wise Total		
	Stel		HFCL		Etisalat/Allianz		40360	40391	Net Addition
	40360	40391	40360	40391	40360	40391			
Andhra Pradesh	0	0	0	0	1342	2050	50507427	51619385	1111958
Assam	2772	11293	0	0	0	0	9808446	10030194	221748
Bihar	663144	711831	0	0	1372	1844	41898468	43304678	1406210
Delhi	0	0	0	0	5263	6676	32043140	32745787	702647
Gujarat	0	0	0	0	2304	3286	36097163	37639635	1542472
Himachal Pradesh	274849	292126	0	0	0	0	5622827	5859790	236963
Haryana	0	0	0	0	839	1259	15991379	16603750	612371
J & K	0	0	0	0	0	0	4748196	4681578	-66618
Karnataka	0	0	0	0	1621	2492	41804172	42518107	713935
Kerala	0	0	0	0	711	906	26517782	27206758	688976
Kolkata	0	0	0	0	0	0	17936604	18610593	673989
Madhya Pradesh	0	0	0	0	2504	3985	35391441	36350543	959102
Maharashtra	0	0	0	0	2426	3406	48177831	49536428	1358597
Mumbai	0	0	0	0	1376	1724	29843020	30463450	620430
North East	0	801	0	0	0	0	5878900	6011004	132104
Orissa	482278	503447	0	0	0	0	17531258	18129832	598574
Punjab	0	0	851887	947815	1024	1677	22492354	23169818	677464
Rajasthan	0	0	0	0	2458	3586	36083720	36923558	839838
Tamil Nadu	0	0	0	0	1739	2910	59709708	61085744	1376036
U.P.(E)	0	0	0	0	2364	3795	50479861	51878046	1398185
U.P.(W)	0	0	0	0	2680	4113	34705446	36031218	1325772
West Bengal	0	0	0	0	0	0	29151655	30205595	1053940
Total	1423043	1519498	851887	947815	30023	43709	652420798	670605491	18184693
Net Additions during August - 2010		96455		95928		13686		18184693	

GROUP																	
Circle	BSNL		MTNL		Bharti		Reliance		Tata		HFCL		Sistema		Circle-wise Total		
	Jul-10	Aug-10	Jul-10	Aug-10	Jul-10	Aug-10	Jul-10	Aug-10	Jul-10	Aug-10	Jul-10	Aug-10	Jul-10	Aug-10	Jul-10	Aug-10	Net Addition
Andhra Pradesh	2,051,994	2,042,495			120,691	121,800	83,584	83,658	151,324	151,641					2,407,593	2,399,594	-7,999
Assam	300,391	299,024							859	895					301,250	299,919	-1,331
Bihar	1,358,502	1,357,070					3,528	3,742	7,751	7,782					1,369,781	1,368,594	-1,187
Delhi			1,542,350	1,543,543	997,963	1,010,923	172,952	173,015	48,897	49,748					2,762,162	2,777,229	15,067
Gujarat	1,841,697	1,835,695			50,537	51,020	116,394	116,502	56,043	56,325					2,064,671	2,059,542	-5,129
Himachal Pradesh	344,838	342,032					3,562	3,622	1,437	1,496					349,837	347,150	-2,687
Haryana	723,214	681,542			22,677	22,727	3,374	3,674	11,589	11,921					760,854	719,864	-40,990
J & K	218,339	218,491					18	18	128	128					218,485	218,637	152
Karnataka	2,062,251	2,053,754			477,996	478,972	101,103	101,529	110,526	111,787					2,751,876	2,746,042	-5,834
Kerala	3,249,638	3,237,125			53,213	53,239	53,461	53,575	10,074	10,241					3,366,386	3,354,180	-12,206
Kolkata	1,246,856	1,238,604			80,889	82,548	92,464	91,711	24,789	24,919					1,444,998	1,437,782	-7,216
Madhya Pradesh	1,180,849	1,151,333			307,199	304,835	33,236	33,393	4,385	4,471					1,525,669	1,494,032	-31,637
Maharashtra	2,580,433	2,559,323			65,996	66,727	85,161	86,207	183,771	186,581					2,915,361	2,898,838	-16,523
Mumbai			1,934,068	1,930,846	320,396	321,871	204,412	207,091	508,025	509,038					2,966,901	2,968,846	1,945
North East	312,547	297,343							101	101					312,648	297,444	-15,204
Orissa	584,377	566,180			-		3,524	3,637	5,516	5,643					593,417	575,460	-17,957
Punjab	1,254,429	1,247,201			99,686	100,578	39,802	39,743	13,122	13,178	179,969	181,599			1,587,008	1,582,299	-4,709
Rajasthan	1,369,379	1,354,489			37,240	37,756	21,418	21,423	4,128	4,306			36,326	36,089	1,468,491	1,454,063	-14,428
Tamil Nadu	2,872,672	2,856,393			470,291	471,532	137,429	137,572	54,289	54,284					3,534,681	3,519,781	-14,900
U.P.(E)	1,397,960	1,395,902			48,016	48,147	34,073	34,077	9,893	10,021					1,489,942	1,488,147	-1,795
U.P.(W)	868,179	868,153			23,497	23,612	5,227	5,297	5,527	5,572					902,430	902,634	204
West Bengal	864,017	850,793					928	1,268	2,988	3,189					867,933	855,250	-12,683
Operator-wise Total	26,682,562	26452942	3,476,418	3,474,389	3,176,287	3,196,287	1,195,650	1,200,754	1,215,162	1,223,267	179,969	181,599	36,326	36,089	35,962,374	35,765,327	-197,047

Net Additions during July-2010		-229,620		-2,029		20,000		5,104		8,105		1,630		-237		-197,047	
---------------------------------------	--	-----------------	--	---------------	--	---------------	--	--------------	--	--------------	--	--------------	--	-------------	--	-----------------	--