

Information Note to the Press (Press Release No. 42 /2010)

TELECOM REGULATORY AUTHORITY OF INDIA

New Delhi, 7th September 2010

For Immediate release

Website :- www.trai.gov.in

Telecom Subscription Data as on 31st July 2010

- ❖ **Total Telephone subscriber base reaches 688.38 Million**
 - **Wireless subscription reaches 652.42 Million**
 - **Wireline subscription declines to 35.96**
- ❖ **16.92 Million new additions in wireless**
- ❖ **Overall Tele-density reaches 58.17**
- ❖ **Broadband subscription is 9.77 million**

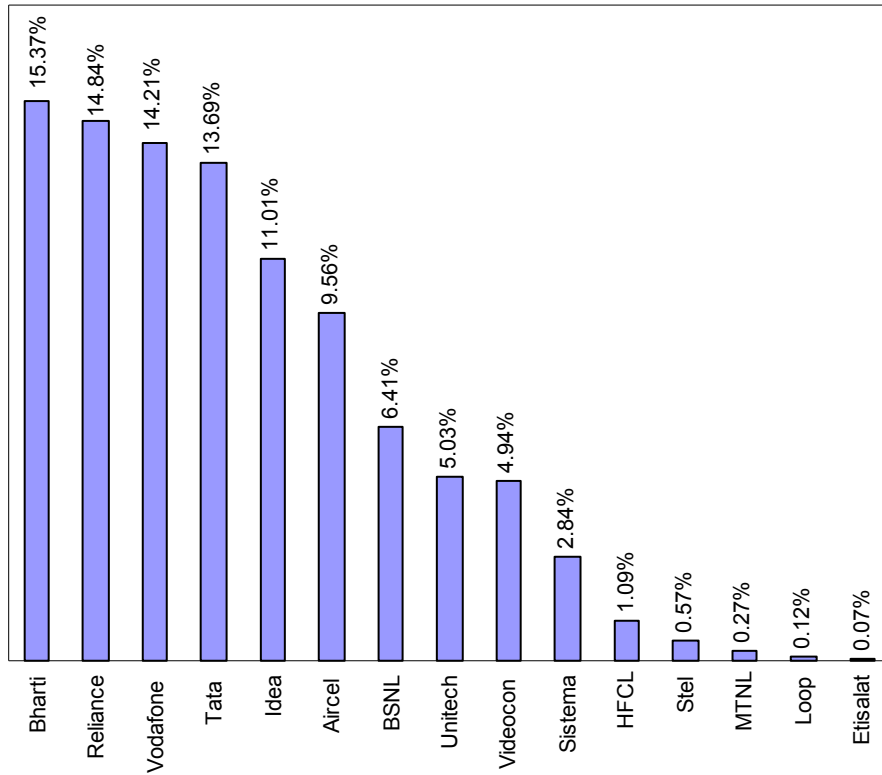
The number of telephone subscribers in India increased to **688.38** Million at the end of July 2010 from **671.69** Million in June-2010, thereby registering a growth rate of 2.49%. With this, ***the overall Tele-density in India reaches 58.17***

Wireless Segment (GSM, CDMA & FWP)

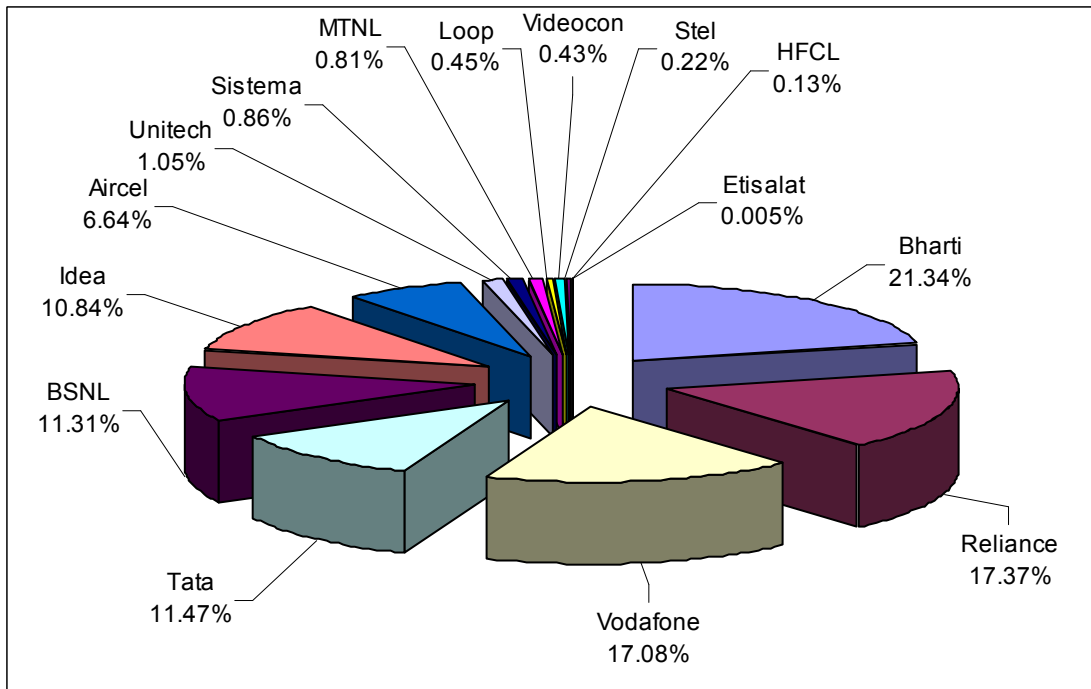
Wireless subscriber base increased from 635.51 Million in June-2010 to 652.42 Million at the end of July-2010 registering a growth of 2.66%. Wireless Tele-density stands at 55.14. Detailed statistics is at Annexure-I.

Wireless Service:

A. Service Providers' share in net additions during the month of July-2010



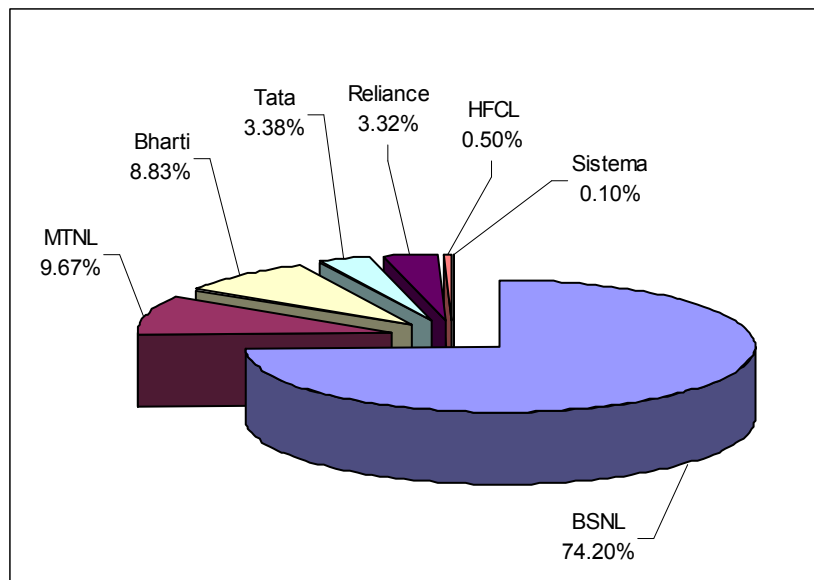
B. Service Provider wise Market Share as on 31-7-2010



Wireline Segment

Wireline subscriber base declined from 36.18 Million in June-2010 to 35.96 Million at the end of July-2010. BSNL/MTNL, two PSU operators hold 83.86% of the Wireline market share. Overall Wireline teledensity is 3.04. Detailed statistics is at Annexure-II.

Service Provider wise Market Share as on 31-7-2010



Category wise Net Additions during the Month of July-2010

Category	Net Additions	
	Wireline	Wireless
Circle A	-52403	6638687
Circle B	-138459	6824941
Circle C	-33785	1254860
Metro	6811	2197227
All India	-217836	16915715

Category-wise Growth Rate in Access Service

Category	Monthly Rate of Growth (June-2010 to July-2010)		Yearly rate of growth (July-2009 to July-2010)	
	Wireline	Wireless	Wireline	Wireless
Circle A	-0.38%	2.9%	-2.8%	54.1%
Circle B	-1.14%	2.8%	-8.1%	50.8%
Circle C	-1.06%	1.5%	-4.2%	57.0%
Metro	0.10%	2.8%	2.1%	18.1%
All India	-0.60%	2.66%	-3.9%	47.7%

Broadband (\geq 256 Kbps download)

Total Broadband subscriber base has increased from 9.45 million in June-2010 to 9.77 million in July-2010, there by showing a growth of 3.39%.

Note: Information in the Press Release is based on the data provided by the Service Providers/
Service Providers' Association.

Contact details in case of any clarification:

Raj Pal, Advisor (ER), TRAI
Mahanagar Doorsanchar Bhawan
Jawahar Lal Nehru Marg,
New Delhi – 110002
Ph: 011-23230752
Fax: 011-23236650
E-mail: adveco@traigov.in

Authorised to issue.

(Raj Pal)

Wireless Subscriber Base
Page 1 of 3

Circle	Group											
	Bharti		Reliance		Vodafone		Tata		Idea		Aircel / Dishnet	
	Jun-10	Jul-10	Jun-10	Jul-10	Jun-10	Jul-10	Jun-10	Jul-10	Jun-10	Jul-10	Jun-10	Jul-10
Andhra Pradesh	13,845,579	14,089,766	7,694,250	7,818,838	6,332,518	6,492,080	7,887,783	8,202,677	6,636,704	6,756,613	1,208,200	1,310,185
Assam	2,613,056	2,645,552	1,880,216	1,910,644	943,880	995,490	104,486	110,128	110,822	120,691	2,784,416	2,821,003
Bihar	12,001,986	12,279,103	7,175,844	7,275,962	3,791,641	3,922,242	4,053,655	4,112,881	3,433,890	3,520,550	3,663,155	3,822,309
Delhi	6,491,381	6,802,779	6,475,228	6,585,501	5,561,512	5,709,471	5,304,555	5,395,903	2,904,583	3,002,652	1,372,403	1,520,333
Gujarat	5,790,032	5,794,875	6,216,728	6,433,356	11,496,133	11,706,388	2,378,336	2,584,674	5,547,354	5,527,750	-	-
Himachal Pradesh	1,369,033	1,390,834	1,220,916	1,236,156	214,339	232,317	205,022	225,419	284,518	304,141	591,385	630,290
Haryana	1,558,754	1,564,367	2,721,227	2,857,422	3,109,554	3,169,663	2,635,746	2,698,123	2,278,797	2,318,631	26,892	83,515
J & K	2,027,130	1,854,369	322,331	313,325	278,416	243,240	90,096	87,008	75,579	76,397	1,848,092	1,540,058
Karnataka	13,406,397	13,418,999	6,393,570	6,713,427	5,511,044	5,623,133	6,179,950	6,554,687	3,000,854	3,016,131	956,069	1,135,510
Kerala	3,202,136	3,242,572	3,615,118	3,662,542	4,447,067	4,532,480	2,356,456	2,476,434	5,662,302	6,000,233	1,451,172	1,522,326
Kolkata	2,874,419	2,897,038	3,788,404	3,853,696	3,715,365	3,770,918	2,615,644	2,700,052	624,897	667,463	1,412,649	1,450,721
Madhya Pradesh	7,322,377	7,380,117	9,032,056	9,240,027	2,111,656	2,187,707	3,910,595	3,965,691	8,000,802	8,023,189	17,976	98,910
Maharashtra	6,790,940	7,117,832	7,772,003	7,954,988	7,810,838	8,061,740	8,445,702	8,586,389	10,000,192	10,200,545	600,793	645,930
Mumbai	3,163,526	3,185,027	6,369,439	6,417,248	5,270,404	5,330,904	4,810,888	4,951,892	1,701,186	1,801,434	1,078,588	1,164,932
North East	1,563,518	1,582,907	528,185	542,322	587,657	610,334	78,019	81,859	47,176	51,831	1,812,468	1,834,233
Orissa	4,578,331	4,803,275	2,854,476	2,898,081	1,220,184	1,238,479	2,208,813	2,255,837	624,114	657,071	1,965,774	2,047,270
Punjab	4,949,787	5,051,259	2,974,243	3,081,839	3,291,478	3,367,186	2,667,670	2,792,308	3,476,138	3,522,027	-	-
Rajasthan	10,851,319	10,892,100	5,678,598	5,785,966	7,793,520	7,854,896	2,776,143	2,827,762	2,420,273	2,439,335	-	-
Tamil Nadu	11,371,239	11,498,789	6,752,085	6,921,296	9,514,086	9,740,915	4,684,128	4,716,739	982,726	1,200,182	16,461,382	17,020,267
U.P. (E)	10,090,002	10,323,578	9,442,177	9,570,403	11,200,654	11,446,045	3,411,328	3,541,658	4,128,662	4,203,629	1,069,072	1,163,105
U.P. (W)	4,545,540	4,802,916	6,699,506	6,934,445	7,000,654	7,171,085	3,792,389	3,938,512	6,085,120	6,217,082	937,716	1,020,252
West Bengal	6,213,919	6,602,828	5,199,733	5,308,347	7,858,104	8,058,547	1,937,542	2,043,587	859,850	1,121,359	2,421,373	2,465,510
Total	136,620,401	139,220,882	110,806,333	113,315,831	109,060,704	111,465,260	72,534,946	74,850,220	68,886,539	70,748,936	41,679,575	43,296,659
Net Additions during July-2010		2,600,481		2,509,498		2,404,556		2,315,274		1,862,397		1,617,084

Wireless Subscriber Base
Page 2 of 3

Circle	Group											
	BSNL		MTNL		Unitech		Sistema		Loop		Videocon	
	Jun-10	Jul-10	Jun-10	Jul-10	Jun-10	Jul-10	Jun-10	Jul-10	Jun-10	Jul-10	Jun-10	Jul-10
Andhra Pradesh	4,733,411	4,947,271	-	-	837,130	838735	31,106	49,920	-	-	0	0
Assam	1,181,028	1,202,166	-	-	-	-	-	-	-	-	0	0
Bihar	4,874,814	5,026,786	-	-	800,203	861683	380,093	412,436	-	-	0	0
Delhi	-	-	2,468,653	2,492,269	-	-	464,943	528,969	-	-	0	0
Gujarat	3,368,002	3,424,415	-	-	133,500	285,964	-	-	-	-	137873	337437
Himachal Pradesh	1,311,775	1,328,821	-	-	-	-	-	-	-	-	0	0
Haryana	2,660,149	2,690,754	-	-	-	-	52,842	62,870	-	-	412123	545195
J & K	1,021,438	633,799	-	-	-	-	-	-	-	-	0	0
Karnataka	4,260,347	4,337,537	-	-	499,781	527571	384,227	475,556	-	-	0	0
Kerala	4,307,546	4,367,050	-	-	313,329	311018	227,935	239,799	-	-	44726	162617
Kolkata	1,938,374	1,975,499	-	-	76,504	168,744	421,872	452,473	-	-	0	0
Madhya Pradesh	4,405,250	4,479,319	-	-	-	-	-	-	-	-	0	13977
Maharashtra	5,215,413	5,291,452	-	-	118,393	225,303	61,671	91,226	-	-	0	0
Mumbai	-	-	2,741,882	2,763,175	98,141	193,028	231,830	268,253	2,926,797	2,947,288	716520	818463
North East	1,146,825	1,175,414	-	-	-	-	-	-	-	-	0	0
Orissa	2,729,266	2,836,605	-	-	307,576	312362	-	-	-	-	0	0
Punjab	3,783,133	3,824,824	-	-	-	-	-	-	-	-	0	0
Rajasthan	4,662,695	4,765,913	-	-	-	-	1,445,328	1,515,290	-	-	0	0
Tamil Nadu	6,289,485	6,384,705	-	-	633,664	644442	649,807	680,972	-	-	631122	899662
U.P.(E)	8,713,237	8,858,989	-	-	1,294,982	1370065	-	-	-	-	0	25
U.P.(W)	3,632,576	3,701,266	-	-	807,266	917188	-	-	-	-	0	20
West Bengal	2,462,567	2,528,863	-	-	103,186	217,695	751,222	804,919	-	-	0	0
Total	72,697,331	73,781,448	5,210,535	5,255,444	6,023,655	6,873,798	5,102,876	5,582,683	2,926,797	2,947,288	1,942,364	2,777,396
Net Additions during July-2010		1,084,117		44,909		850,143		479,807		20,491		835,032

Circle	Group								
	Stel		HFCL		Etisalat/Allianz		Circle-wise Total		
	Jun-10	Jul-10	Jun-10	Jul-10	Jun-10	Jul-10	Jun-10	Jul-10	Net Addition
Andhra Pradesh	-	-	-	-	674	1342	49,207,355	50,507,427	1300072
Assam	-	2,772	-	-	0	0	9,617,904	9,808,446	190542
Bihar	614,554	663144	-	-	1092	1372	40,790,927	41,898,468	1107541
Delhi	-	-	-	-	3910	5263	31,047,168	32,043,140	995972
Gujarat	-	-	-	-	1425	2304	35,069,383	36,097,163	1027780
Himachal Pradesh	255,976	274849	-	-	0	0	5,452,964	5,622,827	169863
Haryana	-	-	-	-	618	839	15,456,702	15,991,379	534677
J & K	-	-	-	-	0	0	5,663,082	4,748,196	-914886
Karnataka	-	-	-	-	750	1621	40,592,989	41,804,172	1211183
Kerala	-	-	-	-	515	711	25,628,302	26,517,782	889480
Kolkata	-	-	-	-	0	0	17,468,128	17,936,604	468476
Madhya Pradesh	-	-	-	-	1303	2504	34,802,015	35,391,441	589426
Maharashtra	-	-	-	-	1483	2426	46,817,428	48,177,831	1360403
Mumbai	-	-	-	-	1040	1376	29,110,241	29,843,020	732779
North East	-	-	-	-	0	0	5,763,848	5,878,900	115052
Orissa	455,976	482278	-	-	0	0	16,944,510	17,531,258	586748
Punjab	-	-	668,325	851,887	646	1024	21,811,420	22,492,354	680934
Rajasthan	-	-	-	-	1337	2458	35,629,213	36,083,720	454507
Tamil Nadu	-	-	-	-	735	1739	57,970,459	59,709,708	1739249
U.P.(E)	-	-	-	-	1210	2364	49,351,324	50,479,861	1128537
U.P.(W)	-	-	-	-	1458	2680	33,502,225	34,705,446	1203221
West Bengal	-	-	-	-	0	0	27,807,496	29,151,655	1344159
Total	1,326,506	1,423,043	668,325	851,887	18,196	30,023	635,505,083	652,420,798	16915715
Net Additions during July-2010		96,537		183,562		11,827		16,915,715	

Wireline Subscriber Base

Page 1 of 1

GROUP																	
Circle	BSNL		MTNL		Bharti		Reliance		Tata		HFCL		Sistema		Circle-wise Total		
	Jun-10	Jul-10	Jun-10	Jul-10	Jun-10	Jul-10	Jun-10	Jul-10	Jun-10	Jul-10	Jun-10	Jul-10	Jun-10	Jul-10	Jun-10	Jul-10	Net Addition
Andhra Pradesh	2,068,704	2,051,994	-	-	119,249	120,691	83,515	83,584	151,540	151,324	-	-	-	-	2,423,008	2,407,593	-15,415
Assam	301,634	300,391	-	-	-	-	-	-	767	859	-	-	-	-	302,401	301,250	-1,151
Bihar	1,363,086	1,358,502	-	-	-	-	3,354	3,528	7,398	7,751	-	-	-	-	1,373,838	1,369,781	-4,057
Delhi	-	-	1,541,286	1,542,350	988,851	997,963	172,885	172,952	47,185	48,897	-	-	-	-	2,750,207	2,762,162	11,955
Gujarat	1,848,319	1,841,697	-	-	49,775	50,537	116,291	116,394	55,123	56,043	-	-	-	-	2,069,508	2,064,671	-4,837
Himachal Pradesh	347,073	344,838	-	-	-	-	3,437	3,562	1,429	1,437	-	-	-	-	351,939	349,837	-2,102
Haryana	730,546	723,214	-	-	22,634	22,677	3,072	3,374	11,288	11,589	-	-	-	-	767,540	760,854	-6,686
J & K	226,381	218,339	-	-	-	-	12	18	67	128	-	-	-	-	226,460	218,485	-7,975
Karnataka	2,069,433	2,062,251	-	-	476,799	477,996	100,702	101,103	108,525	110,526	-	-	-	-	2,755,459	2,751,876	-3,583
Kerala	3,262,563	3,249,638	-	-	52,716	53,213	53,399	53,461	9,882	10,074	-	-	-	-	3,378,560	3,366,386	-12,174
Kolkata	1,253,514	1,246,856	-	-	79,254	80,889	93,066	92,464	24,326	24,789	-	-	-	-	1,450,160	1,444,998	-5,162
Madhya Pradesh	1,196,828	1,180,849	-	-	306,511	307,199	33,082	33,236	4,149	4,385	-	-	-	-	1,540,570	1,525,669	-14,901
Maharashtra	2,606,970	2,580,433	-	-	64,904	65,996	84,120	85,161	179,924	183,771	-	-	-	-	2,935,918	2,915,361	-20,557
Mumbai	-	-	1,943,892	1,934,068	317,745	320,396	201,601	204,412	503,645	508,025	-	-	-	-	2,966,883	2,966,901	18
North East	321,895	312,547	-	-	-	-	-	-	99	101	-	-	-	-	321,994	312,648	-9,346
Orissa	593,591	584,377	-	-	-	-	3,459	3,524	5,521	5,516	-	-	-	-	602,571	593,417	-9,154
Punjab	1,258,547	1,254,429	-	-	98,668	99,686	39,868	39,802	12,843	13,122	178,280	179,969	-	-	1,588,206	1,587,008	-1,198
Rajasthan	1,380,428	1,369,379	-	-	36,774	37,240	21,427	21,418	4,085	4,128	-	-	35,773	36,326	1,478,487	1,468,491	-9,996
Tamil Nadu	2,883,585	2,872,672	-	-	467,986	470,291	137,323	137,429	53,798	54,289	-	-	-	-	3,542,692	3,534,681	-8,011
U.P.(E)	1,400,541	1,397,960	-	-	47,726	48,016	34,057	34,073	9,740	9,893	-	-	-	-	1,492,064	1,489,942	-2,122
U.P.(W)	946,424	868,179	-	-	23,488	23,497	5,190	5,227	5,414	5,527	-	-	-	-	980,516	902,430	-78,086
West Bengal	877,942	864,017	-	-	-	-	734	928	2,553	2,988	-	-	-	-	881,229	867,933	-13,296
Operator-wise Total	26,938,004	26,682,562	3,485,178	3,476,418	3,153,080	3,176,287	1,190,594	1,195,650	1,199,301	1,215,162	178,280	179,969	35,773	36,326	36,180,210	35,962,374	-217,836
Net Additions during July-2010		-255,442		-8,760		23,207		5,056		15,861		1,689		553		-217,836	