



Telecom Regulatory Authority of India

The Indian Telecom Services Performance Indicators

April–June, 2024

New Delhi, India

9th October, 2024

WORLD TRADE CENTRE

Tower-F, Nauroji Nagar
New Delhi – 110029
Website: www.trai.gov.in

Disclaimer

The Information and Statistics contained in this report are derived from variety of sources, but are mainly reliant on data obtained from Service Providers. This report does not constitute any commercial or other advice. No warranty, representation or undertaking of any kind, expressed or implied, is given in relation to the information and statistics contained in this report.

Table of Contents

Snapshot	i
Executive Summary.....	iii
Trends at a Glance	xi
Introduction	xiv
Chapter 1 : Subscription Data	1
Section A : Access Services - An Overview	2
Section B : Wireless Services.....	13
Section C : Wireline Services.....	23
Section D : Internet Services	34
Section E : Other Value Added Services - PMRTS & VSAT	49
Chapter 2 : Revenue and Usage of Wireless Services.....	52
Chapter 3 : Financial Data of Telecom Services Sector.....	60
Chapter 4 : Quality of Service (QoS).....	64
Section A: Quality of Service Performance of Cellular Mobile Service Providers	65
Section B: Quality of Service Performance of Basic (Wireline) Service Providers	70
Section C: Quality of Service Performance of Broadband Service Providers	73
Chapter 5 : Performance of Cable TV, DTH and Radio Broadcasting Services.	78
Annexures	90
Annexure 1.1: Wireless Subscriber Base	91
Annexure 1.2: Wireline Subscriber Base.....	92
Annexure 1.3: Service Area and Operator-wise details of PCOs.....	93
Annexure 1.4: Service Provider-wise details of Village Public Telephones.....	94
Annexure 1.5: Internet Service Provider(ISP)-wise Internet Subscriber base.....	95
Annexure 1.6: List of Telecom Service Area-wise Public Wi-Fi Hotspots.....	131
Annexure 1.7: List of Service Providers which reported IP Telephony Minutes.	132
Annexure 1.8: Service Area-wise PMRTS subscriber Base.....	133
Annexure 2.1: Revenue & Usage of Wireless Services – License Service Area wise Statistics.....	134
Annexure 4.1: Performance of QoS Parameters for Cellular Mobile Services	135
Annexure 4.2: Performance of QoS Parameters for Basic (Wire-line) Services..	137
Annexure 4.3: Performance of QoS Parameters for Wireline Broadband Services	140
Annexure 5.1: MRP of pay channels, offered by broadcasters to subscribers	143
Annexure 5.2: List of Major MSOs / HITS Operators	155
Annexure 5.3: List of Pay DTH Operators	158
Annexure 5.4: List of Pay IPTV Operators.....	159
Annexure 5.5: List of existing 113 cities with operational FM Radio Stations ..	160
Index of Tables & Charts.....	164

Snapshot

(Data as on Q.E. 30th June, 2024)

Telecom Subscribers (Wireless+Wireline)	
Total Subscribers	1,205.64 Million
% change over the previous quarter	0.53%
Urban Subscribers	667.13 Million
Rural Subscribers	538.51 Million
Market share of Private Operators	91.97%
Market share of PSU Operators	8.03%
Tele-density	85.95%
Urban Tele-density	133.46%
Rural Tele-density	59.65%
Wireless Subscribers	
Total Wireless Subscribers	1,170.53 Million
% change over the previous quarter	0.43%
Urban Subscribers	635 Million
Rural Subscribers	535.53 Million
Market share of Private Operators	92.51%
Market share of PSU Operators	7.49%
Tele-density	83.45%
Urban Tele-density	127.03%
Rural Tele-density	59.32%
Total Wireless Data Usage during the quarter	56,183 PB
Number of Public Mobile Radio Trunk Services (PMRTS)	65,223
Number of Very Small Aperture Terminals (VSAT)	2,51,840
Wireline Subscribers	
Total Wireline Subscribers	35.11 Million
% change over the previous quarter	3.90%
Urban Subscribers	32.13 Million
Rural Subscribers	2.98 Million
Market share of PSU Operators	26.08%
Market share of Private Operators	73.92%
Tele-density	2.50%
Rural Tele-density	0.33%
Urban Tele-density	6.43%
No. of Village Public Telephones (VPT)	68,606
No. of Public Call Office (PCO)	16,958

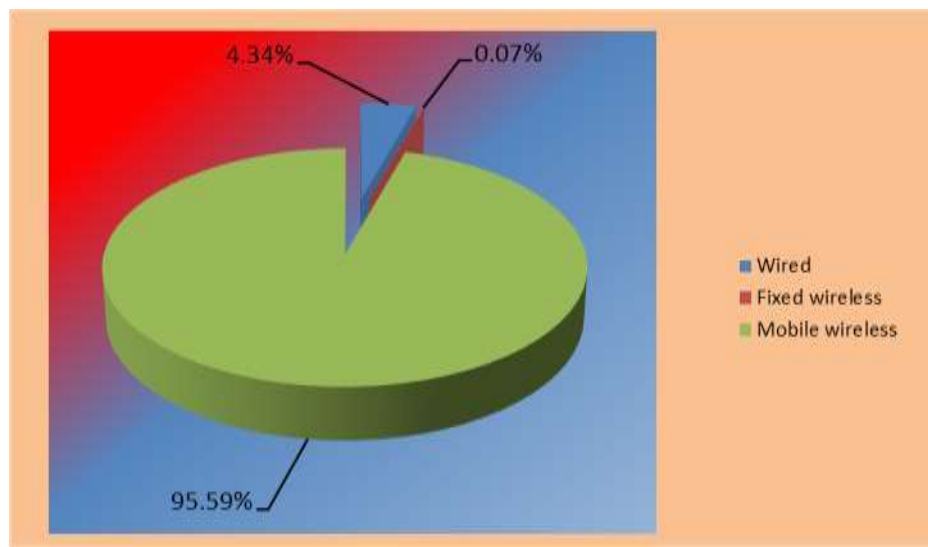
Telecom Financial Data	
Gross Revenue (GR) during the quarter	Rs. 86,031/-
% change in GR over the previous quarter	-2.16%
Applicable Gross Revenue (ApGR) during quarter	Rs. 83,087/-
% change in ApGR over the previous quarter	-1.02%
Adjusted Gross Revenue (AGR) during the quarter	Rs.70,555/-
% change in AGR over the previous quarter	0.13%
Share of Public sector undertakings in Access AGR	3.53%
Internet/Broadband Subscribers	
Total Internet Subscribers	969.60 Million
% change over previous quarter	1.59%
Narrowband subscribers	28.85 Million
Broadband subscribers	940.75 Million
Wired Internet Subscribers	42.04 Million
Wireless Internet Subscribers	927.56 Million
Urban Internet Subscribers	562.27 Million
Rural Internet Subscribers	407.33 Million
Total Internet Subscribers per 100 population	69.12
Urban Internet Subscribers per 100 population	112.48
Rural Internet Subscribers per 100 population	45.12
Total Outgoing Minutes of Usage for Internet Telephony	87.01 Million
No. of Public Wi-Fi Hotspots	1,64,909
Aggregate Data Consumed (TB) for Public Wi-Fi Hotspots during the quarter	13,094
Broadcasting & Cable Services	
Number of private satellite TV channels permitted by the Ministry of I&B for uplinking only/downlinking only/both uplinking and downlinking	902
Number of Pay TV Channels as reported by broadcasters	362
Number of private FM Radio Stations (excluding All India Radio)	388
Number of total active subscribers with pay DTH operators	62.17 Million
Number of Operational Community Radio Stations	499
Number of pay DTH Operators	4
Revenue & Usage Parameters	
Monthly ARPU of Wireless Service	Rs.157.45
Minutes of Usage (MOU) per subscriber per month - Wireless Service	974
Wireless Data Usage	
Average Wireless Data Usage per wireless data subscriber per month	21.30 GB
Average revenue realization per GB for wireless data usage during the quarter	Rs.8.31

* For ARPU explanation please refer to footnote on Page 52

Executive Summary

1. Total number of Internet¹ subscribers increased from 954.40 million at the end of Mar-24 to 969.60 million at the end of Jun-24, registering a quarterly rate of growth 1.59%. Out of 969.60 million internet subscribers, number of Wired Internet subscribers are 42.04 million and number of Wireless Internet subscribers are 927.56 million.

Composition of internet subscription



2. The Internet subscriber base is comprised of Broadband² Internet subscriber base of 940.75 million and Narrowband Internet subscriber base of 28.85 million.
3. The broadband Internet subscriber base increased by 1.81% from 924.07 million at the end of Mar-24 to 940.75 million at the end of Jun-24. The narrowband Internet subscriber base decreased from 30.34 million at the end of Mar-24 to 28.85 million at the end of Jun-24.

¹ Internet: Interconnected global networks that use the internet protocol.

² Broadband: Broadband is a data connection that is able to support interactive services including Internet access and has the capability of the minimum download speed of 2 Mbps to an individual subscriber from the point of presence (POP) of the service provider intending to provide Broadband service..

4. Wireline subscribers increased from 33.79 million at the end of Mar-24 to 35.11 million at the end of Jun-24 with a quarterly rate of growth 3.90% and, on Y-O-Y basis, wireline subscriptions also increased by 15.81% at the end of QE Jun-24.
5. Wireline Tele-density increased from 2.41% at the end of Mar-24 to 2.50% at the end of Jun-24 with quarterly rate of growth 3.67%.
6. Monthly Average Revenue per User (ARPU)³ for wireless service increased by 2.55%, from Rs.153.54 in QE Mar-24 to Rs.157.45 in QE Jun-24. On Y-O-Y basis, monthly ARPU for wireless service increased by 8.11% in this quarter.
7. Prepaid ARPU per month increased from Rs.150.74 in QE Mar-24 to Rs.154.80 in QE Jun-24 and Postpaid ARPU per month also increased from Rs.187.85 in QE Mar-24 to Rs.189.17 in QE Jun-24.
8. On an all-India average, the overall MOU per subscriber per month decreased by 2.16% from 995 in Q.E. Mar-2024 to 974 in Q.E. Jun-2024.
9. Prepaid MOU per subscriber is 1010 and Postpaid MOU per subscriber per month is 539 in QE Jun-24.
10. Gross Revenue⁴ (GR), Applicable Gross Revenue (ApGR) and Adjusted Gross Revenue⁵ (AGR) of Telecom Service Sector for the

³ ARPU per month is calculated by dividing net subscribers' revenue by average number of subscribers.

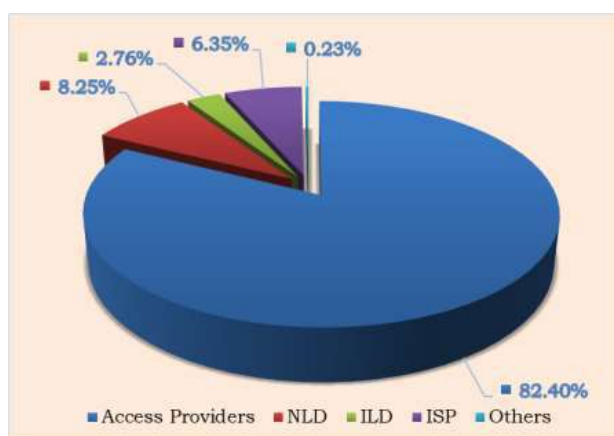
⁴ Gross Revenue is inclusive of installation charges, late fees, sale proceeds of handsets (or any other terminal equipment etc.), revenue on account of interest, dividend, value added services, supplementary services, access or interconnection charges, roaming charges, revenue from permissible sharing of infrastructure and any other miscellaneous revenue, without any set-off for related item of expense etc.

⁵ Adjusted Gross Revenue: The following shall be excluded from the Gross Revenue to arrive at the AGR:

Q.E. Jun-24 has been Rs.86,031 Crore, Rs.83,087 crore and Rs.70,555 Crore respectively. GR decreased by 2.16%, ApGR decreased by 1.02% and AGR increased by 0.13% in Q.E. Jun-24, as compared to previous quarter.

11. The Y-O-Y rate of growth in GR, ApGR and AGR in Q.E. Jun-24 over the same quarter in last year has been 6.34%, 6.05% and 7.51% respectively.
12. Pass Through Charges decreased from Rs.13,482 Crore in QE Mar-24 to Rs.12,561 Crore in QE Jun-24 with quarterly rate of decline 6.84%. The Y-O-Y rate of decline 4.99% has been recorded in pass-through charges for QE Jun-24.
13. The License Fee⁶ increased from Rs.5,637 Crore for the QE Mar-24 to Rs.5,645 Crore for the QE Jun-24. The quarterly and the Y-O-Y rates of growth in license fees are 0.14% and 7.62% respectively in this quarter.

Service-wise composition of Adjusted Gross Revenue

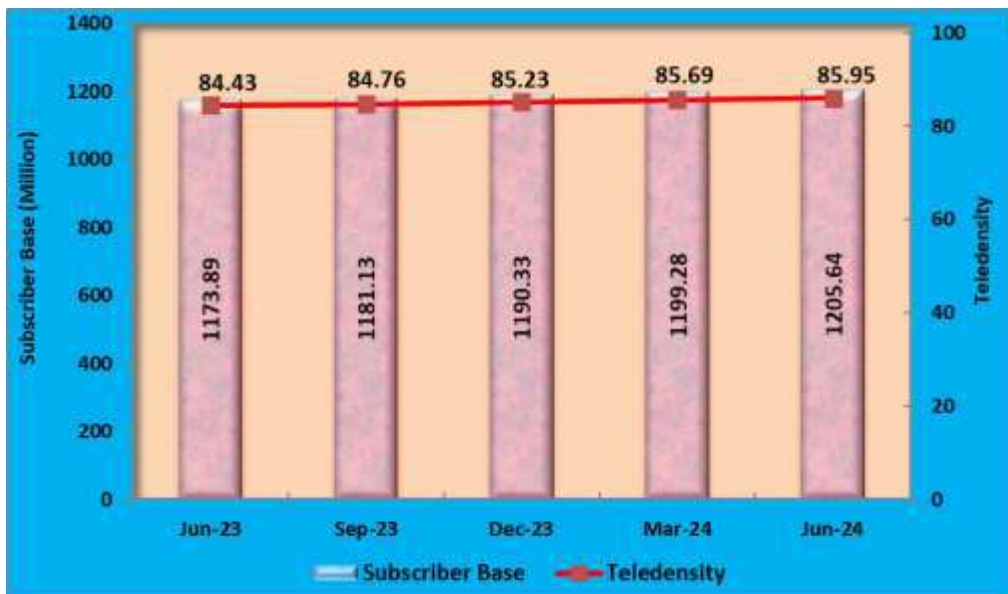


-
- I. PSTN related call charges (Access Charges) actually paid to other eligible/entitled telecommunication service providers within India;
 - II. Roaming revenues actually passed on to other eligible/entitled telecommunication service providers; and
 - III. Service Tax on provision of service and Sales Tax actually paid to the Government if gross revenue had included as component of Sales Tax and Service Tax

⁶ License Fee means a fee payable by Licensee at prescribed intervals and rates for the period of the Licence.

14. Access services contributed 82.40% of the total Adjusted Gross Revenue of telecom services. In Access services, Gross Revenue (GR), Applicable Gross Revenue (ApGR), Adjusted Gross Revenue (AGR), License Fee, Spectrum Usage Charges (SUC)⁷ and Pass Through Charges increased by -0.69%, 1.32%, 2.83%, 2.81%, 0.35% and -6.93% respectively in QE Jun-24.
15. The number of telephone subscribers in India increased from 1,199.28 million at the end of Mar-24 to 1,205.64 million at the end of Jun-24, registering a rate of growth 0.53% over the previous quarter. This reflects Year-On-Year (Y-O-Y) rate of growth 2.70% over the same quarter of the last year. The overall Tele-density in India increased from 85.69% as in QE Mar-24 to 85.95% as in QE Jun-24.

Trends in Telephone subscribers and Tele-density in India



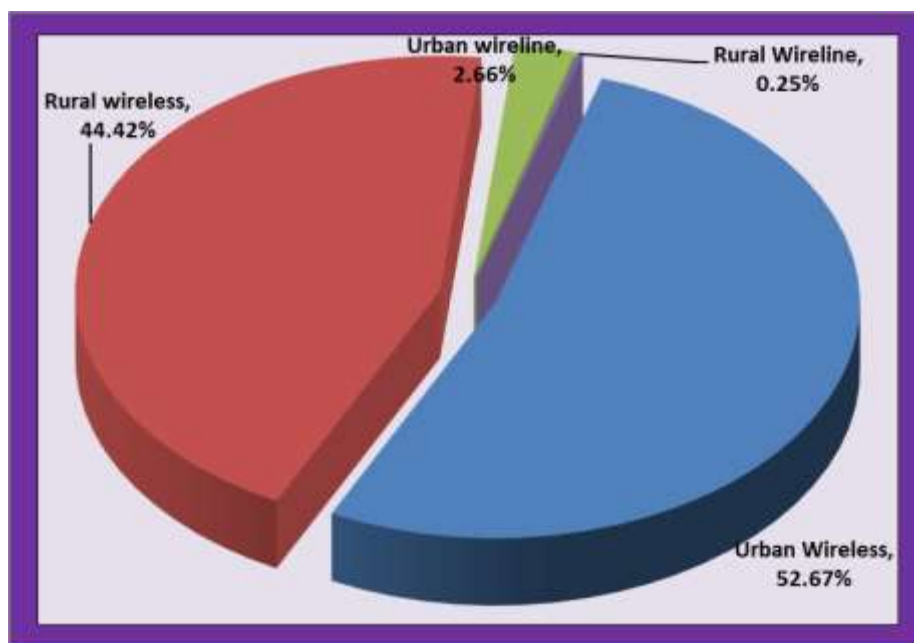
16. Telephone subscribers in Urban areas increased from 665.38 million at the end of Mar-24 to 667.13 million at the end of Jun-24 however Urban Tele-density decreased from 133.72% to 133.46% during the same period.

⁷ Spectrum Usage Charge is payable by the licensees providing mobile access services, as a percentage of their Adjusted Gross Revenue (AGR).

(Source – DoT License Agreement)

17. Rural telephone subscribers increased from 533.90 million at the end of Mar-24 to 538.51 million at the end of Jun-24 and Rural Tele-density also increased from 59.19% to 59.65% during the same period.
18. Out of the total subscription, the share of Rural subscription increased from 44.52% at the end of Mar-24 to 44.67% at the end of Jun-24.

Composition of Telephone Subscribers



19. With a net increase of 5.04 million subscribers during the quarter, the total wireless subscriber base increased from 1,165.49 million at the end of Mar-24 to 1,170.53 million at the end of Jun-24, registering a rate of growth 0.43% over the previous quarter. On Y-O-Y basis, wireless subscriptions also increased at the rate of 2.36% during the year.
20. Wireless Tele-density increased from 83.27% at the end of Mar-24 to 83.45% at the end of Jun-24 with quarterly rate of growth 0.21%.

21. During this quarter, the following parameters in terms of QoS benchmarks have been fully complied by wireline service providers: -

- i. Fault incidences (No. of faults per 100 subs/month) (≤ 7)
- ii. % Fault repaired by next working day (for rural and hilly areas) ($\geq 75\%$)
- iii. % Fault repaired within 7 days (for rural and hilly areas) (100%)
- iv. Point of Interconnection (POI) Congestion (No. of POIs not meeting benchmark) ($\leq 0.5\%$)
- v. Metering and billing credibility- post-paid ($\leq 0.1\%$)
- vi. Metering and billing credibility- pre-paid ($\leq 0.1\%$)
- vii. Resolution of billing/charging/credit & validity complaints within 4 weeks (98% within 4 weeks)
- viii. Resolution of billing/charging/credit & validity complaints within 6 weeks (100% within 6 weeks)
- ix. Period of applying credit/waiver/adjustment to customer's account from the date of resolution of complaints (100% within 1 week of resolution of complaint)
- x. Accessibility of call centre/ customer care ($\geq 95\%$)

22. The following parameters have shown improvement, as compared to the previous quarter, in QoS by wireline service providers: -

- i. Accessibility of call centre/ customer care $\geq 95\%$
- ii. %age of calls answered by the operators (voice to voice) within ninety seconds $\geq 95\%$

23. During this quarter, list of Parameters which are fully complied, as compared to the previous quarter, by all the Cellular Mobile service providers: -

- i. Call Set-up Success Rate and Session Establishment Success Rate for Circuit Switched Voice or VoLTE as applicable (within licensee's own network) $\geq 95\%$
- ii. Network QoS DCR Spatial Distribution Measure [Network_QSD (90,90)] $\leq 2\%$
- iii. Network QoS DCR Temporal Distribution Measure [Network_QTD (97,90)] $\leq 3\%$
- iv. Connections with good voice quality, Circuit Switched Voice Quality and VoLTE quality $\geq 95\%$
- v. Down Link (DL) Packet Drop Rate or DL-PDR $\leq 2\%$
- vi. Up Link (UL) Packet Drop Rate or UL-PDR $\leq 2\%$
- vii. Point of Interconnection (POI) Congestion (No. of POIs not meeting the benchmark) $\leq 0.5\%$
- viii. Metering and billing credibility - postpaid $\leq 0.1\%$
- ix. Metering and billing credibility – prepaid $\leq 0.1\%$
- x. Resolution of billing/charging/validity complaints - 98% within 4 weeks
- xi. Resolution of billing/charging/validity complaints - 100% within 6 weeks
- xii. Accessibility of call centre/ customer care $\geq 95\%$
- xiii. Termination / Closure of service < 7 days
- xiv. Time taken for refund of deposits after closures (100% within 60 days)

24. The following parameters have shown deterioration, as compared to the previous quarter, in QoS by Cellular Mobile service providers: -

- i. BS Accumulated downtime (not available for service) (%age) $\leq 2\%$
- ii. Worst affected BSs due to downtime (%age) $\leq 2\%$
- iii. SDCCH/ Paging Channel Congestion/ RRC Congestion (%age) $\leq 1\%$

- iv. TCH, RAB and E-RAB Congestion (%age) $\leq 2\%$
 - v. Period of applying credit/ waiver/ adjustment to customer's account from the date of resolution of complaints - 100% within 1 week of resolution of complaint
 - vi. Percentage of calls answered by the operators (voice to voice) within ninety seconds $\geq 95\%$
25. A total of approximately 912 private satellite TV channels have been permitted by the Ministry of Information and Broadcasting (MIB) for uplinking only/downlinking only/both uplinking & downlinking.
26. As per the reporting done by broadcasters in pursuance of the Tariff Order dated 3rd March 2017, as amended, out of 902 permitted satellite TV channels which are available for downlinking in India, there are 362 satellite pay TV channels as on 30th June, 2024. Out of 362 pay channels, 259 are SD satellite pay TV channels and 103 are HD satellite pay TV channels.
27. During the QE 30th June 2024, there were 4 pay DTH service providers in the country.
28. Pay DTH has attained total active subscriber base of around 62.17 million. This is in addition to the subscribers of the DD Free Dish (free DTH services of Doordarshan). The total active subscriber base has increased from 61.97 million in March 2024 to 62.17 million in June 2024.
29. Apart from the radio channels operated by All India Radio – the public broadcaster, as per the data reported by FM Radio operators to TRAI, as on 30th June 2024, there are 388 operational private FM Radio channels in 113 cities operated by 36 private FM Radio operators. As compared to the previous quarter, there is no change in the number of operational private FM Radio channels, cities and FM Radio operators.

30. The advertisement revenue reported by FM Radio operators during the quarter ending 30th June 2024 in respect of 388 private FM Radio channels is Rs.428.45 crore as against Rs.491.98 crore in respect of 388 private FM Radio channels for the previous quarter.
31. As on 30th June, 2024, 499 Community Radio stations are operational.

Trends at a Glance

A. Access Service (Wireline + Wireless)									
	QE Jun 2023	QE Sep 2023	QE Dec 2023	QE Mar 2024	QE Jun 2024	%age change over Jun-2023	%age change over Sep-2023	%age change over Dec-2023	%age change over Mar-2024
						(12 months)	(9 months)	(6 months)	(3 months)
1) Subscriber Base (in million)									
Wireline	30.31	30.98	31.84	33.79	35.11	15.81%	13.33%	10.26%	3.90%
Wireless	1143.58	1150.15	1158.49	1165.49	1170.53	2.36%	1.77%	1.04%	0.43%
Total	1173.89	1181.13	1190.33	1199.28	1205.64	2.70%	2.07%	1.29%	0.53%
Rural	520.19	522.66	527.77	533.90	538.51	3.52%	3.03%	2.04%	0.86%
Urban	653.70	658.46	662.56	665.38	667.13	2.05%	1.32%	0.69%	0.26%
2) Tele-density									
Wireline	2.18	2.22	2.28	2.41	2.50	14.79%	12.58%	9.77%	3.67%
Wireless	82.25	82.54	82.95	83.27	83.45	1.45%	1.10%	0.59%	0.21%
Total	84.43	84.76	85.23	85.69	85.95	1.79%	1.40%	0.84%	0.31%
Rural	57.83	58.05	58.56	59.19	59.65	3.14%	2.75%	1.85%	0.77%
Urban	133.19	133.54	133.76	133.72	133.46	0.20%	-0.07%	-0.23%	-0.20%
3) Service Provider wise Subscribers Base (in Million) (wireless+wireline)									
Reliance Jio	448.53	459.67	470.86	481.77	489.72	9.18%	6.54%	4.01%	1.65%
Bharti Airtel	381.24	385.71	390.04	394.54	398.07	4.42%	3.21%	2.06%	0.90%
Vodafone Idea	230.34	228.19	223.74	220.60	218.12	-5.30%	-4.41%	-2.51%	-1.12%
BSNL	106.10	99.92	98.10	94.75	92.14	-13.16%	-7.79%	-6.07%	-2.75%
MTNL	4.27	4.20	4.15	4.10	4.06	-4.88%	-3.23%	-2.20%	-1.04%
Tata Tele.	2.25	2.27	2.24	2.29	2.31	2.74%	1.99%	3.24%	1.08%
Reliance Com.	0.14	0.14	0.13	0.13	0.12	-13.38%	-10.30%	-7.70%	-2.60%
Quadrant	0.36	0.37	0.39	0.41	0.38	5.55%	0.77%	-4.34%	-8.18%
VMIPL	0.01	0.02	0.02	0.05	0.07	415.15%	287.45%	216.56%	27.55%
APFSPL	0.66	0.65	0.65	0.64	0.64	-2.64%	-1.72%	-1.32%	-0.69%
Total	1173.89	1181.13	1190.33	1199.28	1205.64	2.70%	2.07%	1.29%	0.53%

B. Internet Services									
	QE Jun 2023	QE Sep 2023	QE Dec 2023	QE Mar 2024	QE Jun 2024	%age change over Jun-2023	%age change over Sep-2023	%age change over Dec-2023	%age change over Mar-2024
						(12 months)	(9 months)	(6 months)	(3 months)
1) Subscriber's Base (in million)									
A. Wired Internet Subscribers	35.54	37.11	38.57	40.27	42.04	18.28%	13.30%	8.99%	4.40%
B. Wireless Internet Subscribers	860.29	881.08	897.59	914.13	927.56	7.82%	5.28%	3.34%	1.47%
i. Mobile Wireless (Mobile & Dongle)	859.33	880.11	896.68	913.34	926.86	7.86%	5.31%	3.37%	1.48%
ii. Fixed Wireless (Wi-Fi, Wi-Max, Point-to-Point Radio & VSAT)	0.96	0.97	0.91	0.79	0.70	-26.62%	-27.42%	-22.61%	-11.28%
Total Internet Subscribers	895.83	918.19	936.16	954.40	969.60	8.24%	5.60%	3.57%	1.59%
2) No. of Internet Subs per 100 Population	64.43	65.89	67.03	68.19	69.12	7.28%	4.90%	3.11%	1.37%
C. Usage and Revenue for Wireless Services									
Traffic (MOU) (minutes of uses/subscriber/month)	960	948	955	995	974	1.45%	2.68%	1.97%	-2.16%
ARPU (Rs./sub/month)	145.64	149.66	152.55	153.54	157.45	8.11%	5.21%	3.21%	2.55%
D. Telecom Financial Data									
	QE Jun 2023	QE Sep 2023	QE Dec 2023	QE Mar 2024	QE Jun 2024	%age change over Jun-2023	%age change over Sep-2023	%age change over Dec-2023	%age change over Mar-2024
						(12 months)	(9 months)	(6 months)	(3 months)
1. Telecom Sector									
i) Gross Revenue (Rs.in Crores)	80899	82741	84500	87926	86031	6.34%	3.98%	1.81%	-2.16%
ii) Adjusted Gross Revenue (Rs. in Crores)	65624	66583	67835	70462	70555	7.51%	5.97%	4.01%	0.13%
ii) Applicable Gross Revenue (ApGR)	78349	79747	81101	83945	83087	6.05%	4.19%	2.45%	-1.02%
2. Access Services									
Adjusted Gross Revenue (Rs. in Crores)	52838	54376	55670	56540	58140	10.03%	6.92%	4.44%	2.83%

Introduction

This Report presents the Key Parameters and growth trends for the Telecom Services in India for the quarter ending 30th June, 2024. It provides a broad perspective on the Telecom Services to serve as a reference document for various stakeholders, research agencies and analysts. Chapter-1 depicts the growth pattern, in terms of Subscriber base and Tele-density of Wireline, Wireless, Internet and Value Added Services (VAS) as well as Wireless Data Usage. Chapter-2 covers the key revenue and usage parameters. Chapter-3 gives the financial and accounting data. Chapter-4 covers performance of various telecom service providers in terms of QoS. The information relating to Cable TV, DTH & Radio Broadcast services is provided in Chapter-5.

2. The Report has been prepared based on the information furnished by the Service Providers. It is also available on TRAI's website (www.trai.gov.in and under the link <http://www.trai.gov.in/release-publication/reports/performance-indicators-reports>). Any suggestion or any clarification pertaining to this report, Advisor (F&EA), TRAI may be contacted on Tel. +91-20907772 and e-mail: advfea2@traigov.in.

Chapter 1 :

Subscription Data

-
- In this report, Tele-density figures are derived from the subscriber data provided by the operators and projection of population from the 'Report of the Technical Group on Population Projections for India and States 2011–2036', which is available under the link https://main.mohfw.gov.in/sites/default/files/Population%20Projection%20Report%20011-2036%20-%20upload_compressed_0.pdf

Section A : Access Service - An Overview

1.1 The number of telephone subscribers in India increased from 1,199.28 million at the end of Mar-24 to 1,205.64 million at the end of June-24, registering a rate of growth 0.53% over the previous quarter. This reflects year-on-year (Y-O-Y) rate of growth 2.70% over the same quarter of last year. The overall Tele-density in India increased from 85.69% as on 31st March, 2024 to 85.95% as on 30th June, 2024 with quarterly rate of growth 0.31%.

Chart 1.1: Trends in Telephone Subscribers and Tele-density in India

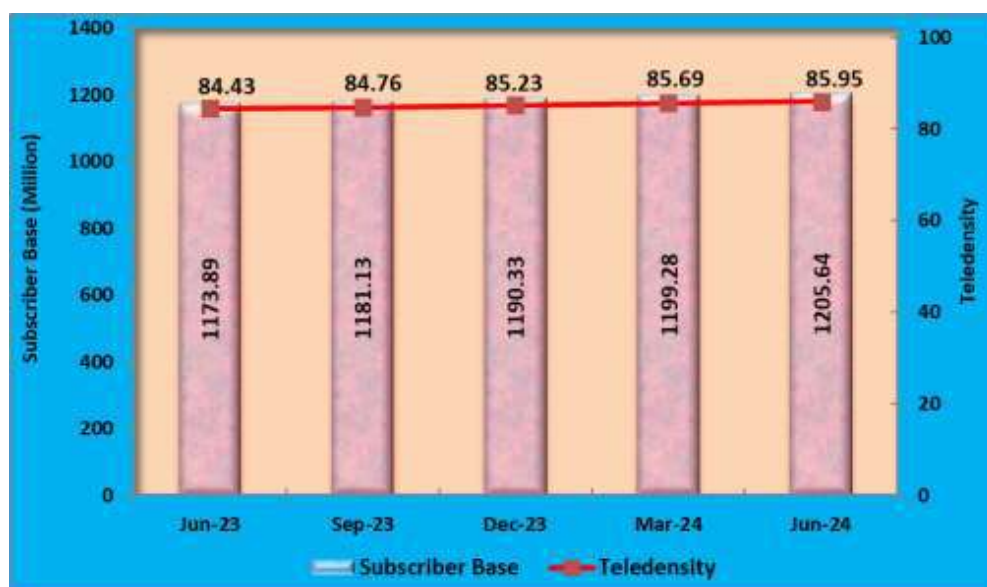
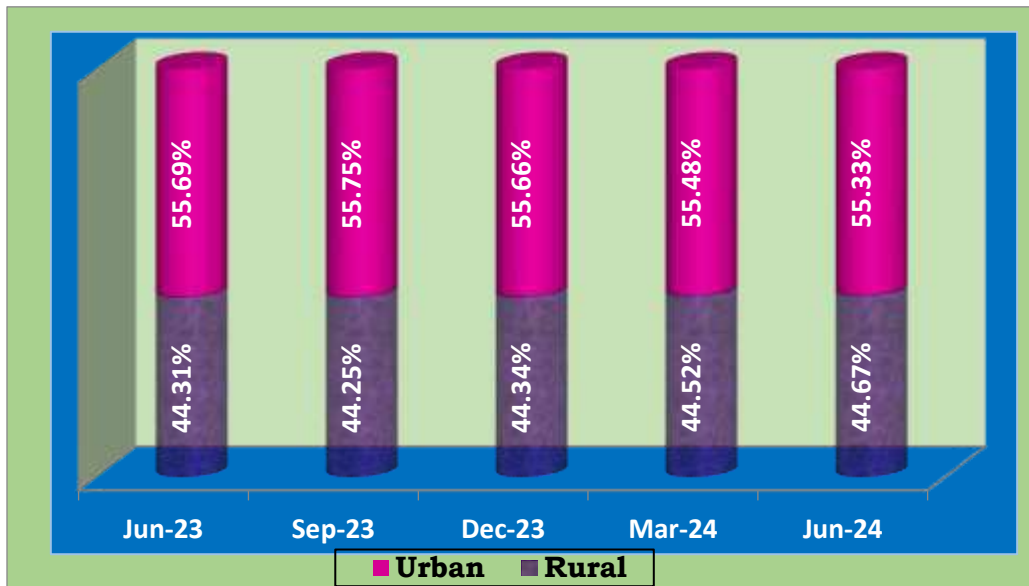


Table 1.1: Subscriber Base & Tele-density - Rural & Urban

Quarter ending	Subscriber Base (million)		Tele-density (%)	
	Rural	Urban	Rural	Urban
Jun-23	520.19	653.70	57.83	133.19
Sep-23	522.66	658.46	58.05	133.54
Dec-23	527.77	662.56	58.56	133.76
Mar-24	533.90	665.88	59.19	133.72
Jun-24	538.51	667.13	59.65	133.46

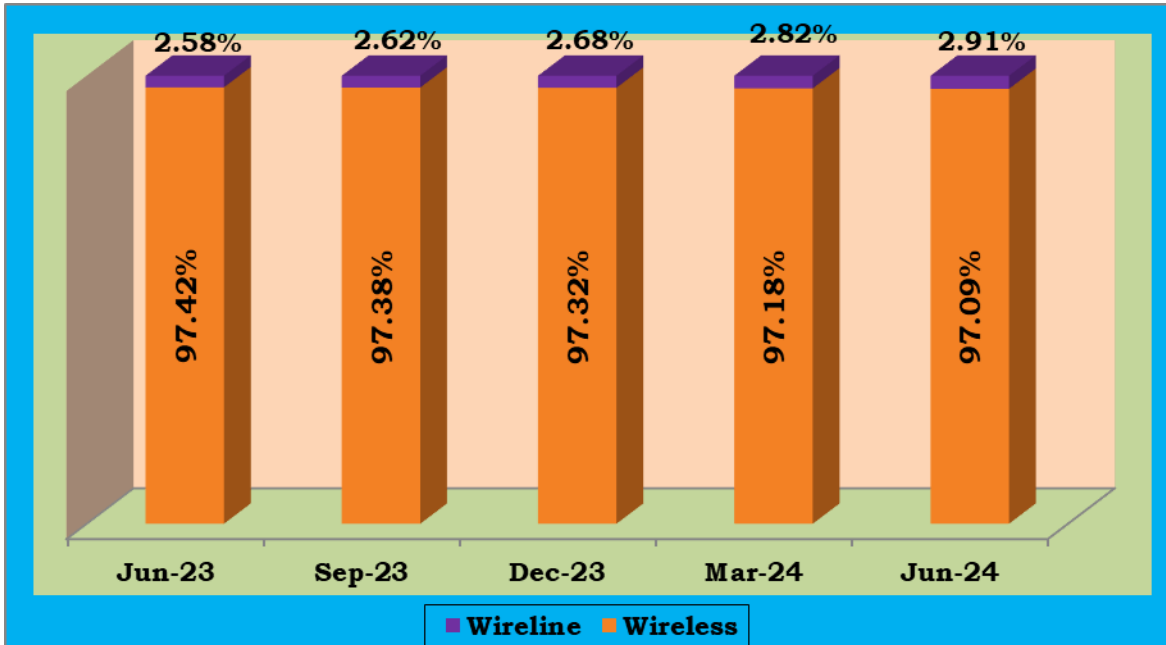
- 1.2 Telephone subscription in Urban areas increased from 665.38 million at the end of Mar-24 to 667.13 million at the end of Jun-24 however Urban Tele-density decreased from 133.72% to 133.46% at the end of the quarter.
- 1.3 Rural telephone subscription increased from 533.90 million at the end of Mar-24 to 538.51 million at the end of Jun-24 and Rural Tele-density also increased from 59.19% to 59.65% at the end of the quarter.
- 1.4 The Y-O-Y rates of growth in Urban and Rural telephone subscriptions from Jun-23 to Jun-24 are 2.05% and 3.52% respectively. The Y-O-Y rates of growth in Urban and Rural Tele-density from Jun-23 to Jun-24 are 0.20% and 3.14% respectively.

Chart 1.2: Market Share - Rural & Urban Subscribers



- 1.5 Share of subscriptions of rural areas in the total telephone subscriptions increased from 44.52% at the end of Mar-24 to 44.67% at the end of Jun-24.

Chart 1.3: Composition of Access subscription - Wireline & Wireless



1.6 Share of wireline subscription in total telephone subscription increased from 2.82% at the end of Mar-24 to 2.91% at the end of Jun-24.

Chart 1.4: Composition of Rural-Urban Telephone Subscription at the end of the quarter

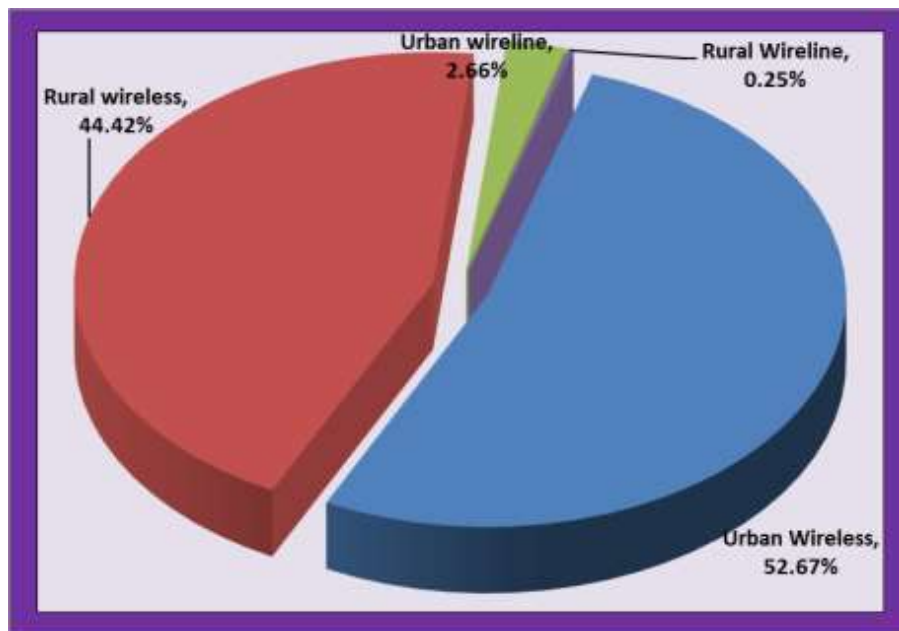


Table 1.2: Service Area wise Access (Wireless+Wireline) Subscriber base

Service Area	Subscribers (million)			
	Mar-24	Jun-24	Net Additions	Rate of Growth
Andhra Pradesh	87.45	87.95	0.49	0.57%
Assam	26.70	26.85	0.15	0.55%
Bihar	96.45	97.23	0.78	0.80%
Delhi	61.13	61.61	0.47	0.77%
Gujarat	67.55	67.35	-0.21	-0.31%
Haryana	27.22	27.21	-0.01	-0.03%
Himachal Pradesh	8.97	9.01	0.04	0.44%
Jammu & Kashmir	12.48	12.84	0.36	2.87%
Karnataka	70.33	70.98	0.65	0.92%
Kerala	43.80	43.57	-0.23	-0.52%
Madhya Pradesh	81.25	82.31	1.06	1.30%
Maharashtra	94.87	95.06	0.20	0.21%
Mumbai	37.89	37.89	0.00	0.01%
North East	12.81	13.01	0.19	1.51%
Odisha	34.20	34.70	0.50	1.48%
Punjab	36.81	36.71	-0.10	-0.27%
Rajasthan	67.35	67.93	0.59	0.87%
Tamil Nadu	81.34	81.72	0.38	0.47%
Uttar Pradesh(E)	103.06	103.86	0.79	0.77%
Uttar Pradesh(W)	64.53	64.91	0.38	0.59%
Kolkata	24.68	24.26	-0.42	-1.70%
West Bengal	58.41	58.69	0.28	0.48%
All India	1,199.28	1,205.64	6.35	0.53%

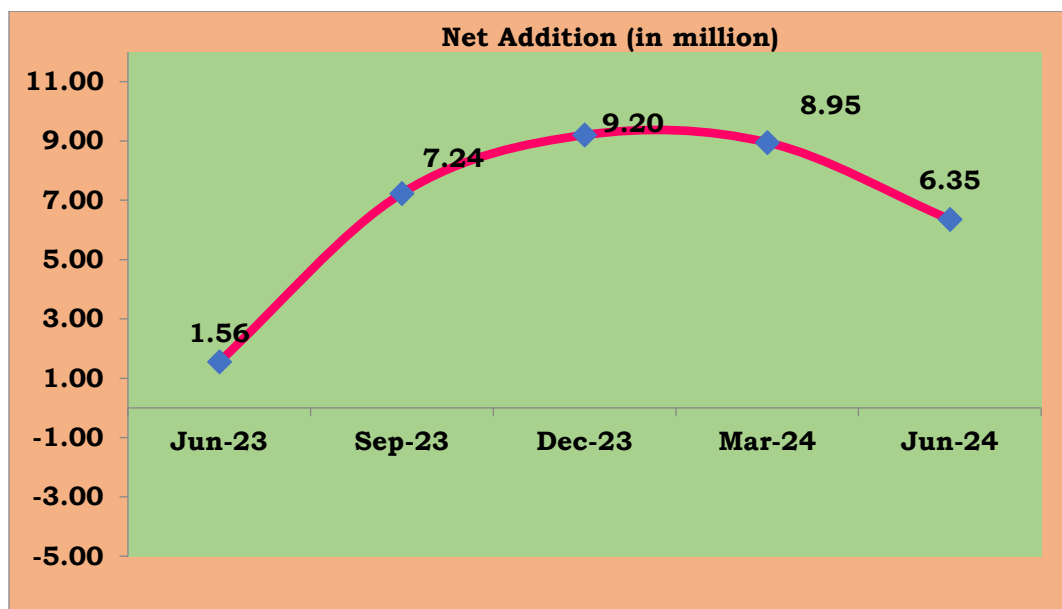
1.7 All service areas, except Gujarat, Haryana, Kerala, Punjab and Kolkata, showed growth in their subscriber base during the quarter ending Jun-24. Madhya Pradesh service area showed maximum growth of 1.06% during the quarter.

Table 1.3: Service Area wise Rural-Urban Subscribers at QE Mar-24

Service Area	Number of Subscribers (in million)			
	Total	Rural	Urban	% of Rural Subscribers
Andhra Pradesh	87.95	42.07	45.88	47.84%
Assam	26.85	17.21	9.64	64.10%
Bihar	97.23	64.76	32.47	66.61%
Delhi	61.61	1.77	59.84	2.87%
Gujarat	67.35	25.42	41.93	37.74%
Haryana	27.21	12.22	14.99	44.91%
Himachal Pradesh	9.01	5.80	3.21	64.41%
Jammu & Kashmir	12.84	6.21	6.63	48.40%
Karnataka	70.98	25.74	45.24	36.26%
Kerala	43.57	19.22	24.35	44.11%
Madhya Pradesh	82.31	38.20	44.11	46.41%
Maharashtra	95.06	42.17	52.90	44.36%
Mumbai	37.89	1.46	36.44	3.84%
North East	13.01	6.72	6.29	51.66%
Odisha	34.70	22.80	11.90	65.70%
Punjab	36.71	12.31	24.39	33.55%
Rajasthan	67.93	36.43	31.51	53.62%
Tamil Nadu	81.72	24.65	57.07	30.17%
U.P.(E)	103.86	64.61	39.25	62.21%
U.P.(W)	64.91	31.41	33.49	48.40%
Kolkata	24.26	1.69	22.56	6.98%
West Bengal	58.69	35.63	23.06	60.71%
All India	1,205.64	538.51	667.13	44.67%

1.8 Only eight service areas have more than 50% share of rural subscribers in their total number of subscribers. Bihar service area has maximum share of rural subscribers of 66.61% in its total telephone subscribers.

Chart 1.5: Trend of Net Addition/decline in Telephone Subscription



- 1.9 The net increase in telephone subscription is 6.35 million during QE Jun-24 as compared to the net increase of 8.95 million during QE Mar-24.

Table 1.4 : Service Area wise Tele-density

Service Area/ States	As on 31 st March, 2024			As on 30 th June, 2024		
	Rural Tele-density (%)	Urban Tele-density (%)	Total Tele-density (%)	Rural Tele-density (%)	Urban Tele-density (%)	Total Tele-density (%)
Andhra Pradesh	78.86	118.35	95.43	79.25	118.71	95.87
Assam	56.15	170.02	74.02	56.47	169.54	74.25
Bihar	45.17	121.62	57.16	45.37	122.07	57.42
Delhi	-	-	280.62	-	-	281.52
Gujarat	69.27	113.91	91.53	68.68	113.23	90.96
Haryana	69.78	114.61	88.93	69.69	113.89	88.64
Himachal Pradesh	85.78	411.14	119.43	86.07	412.20	119.81
J&K	61.97	149.86	89.08	64.08	152.72	91.48

Service Area/ States	As on 31 st March, 2024			As on 30 th June, 2024		
	Rural Tele-density (%)	Urban Tele-density (%)	Total Tele-density (%)	Rural Tele-density (%)	Urban Tele-density (%)	Total Tele-density (%)
Karnataka	67.91	146.45	103.20	68.63	147.12	103.99
Kerala	-	-	121.65	-	-	120.90
Madhya Pradesh	44.29	129.44	68.71	45.20	129.46	69.41
Maharashtra (incl. Mumbai)*	65.79	141.26	102.89	66.48	140.35	102.85
North East	64.45	110.00	80.55	65.36	111.05	81.58
Orissa	62.18	139.61	76.97	63.41	139.88	78.05
Punjab	68.76	171.34	114.36	68.88	169.89	113.87
Rajasthan	59.88	143.11	82.16	60.55	143.03	82.66
Tamil Nadu	68.30	132.37	103.23	68.89	132.49	103.63
Uttar Pradesh (incl. UPE & UPW)*	50.58	117	67.03	50.94	117.03	67.33
West Bengal (incl. Kolkata)*	58.65	122.50	82.51	59.21	120.75	82.27
All India	59.19	133.72	85.69	59.65	133.46	85.95

* Population data/projections are available state-wise only.

Notes:-

1. Tele-density figures are derived from the subscriber data provided by the operators and the population projections, for Urban and Rural areas, of the country are taken from projection of population from the 'Report of the Technical Group on Population Projections for India and States 2011 – 2036', which is available under the link https://main.mohfw.gov.in/sites/default/files/Population%20Projection%20Report%202011-2036%20-%20upload_compressed_0.pdf
2. Delhi Service area, apart from the State of Delhi, includes wireless subscribers of the areas served by the local exchanges of Ghaziabad & Noida (in UP) and Gurgaon & Faridabad (in Haryana).
3. Data/information for Andhra Pradesh includes Telengana, Madhya Pradesh includes Chhatishgarh, Bihar includes Jharkhand, Maharashtra includes Goa, Uttar Pradesh includes Uttarakhand, West Bengal includes Sikkim and North-East includes Arunachal Pradesh, Manipur, Meghalaya, Mizoram, Nagaland & Tripura states.

1.10 Himachal Pradesh service area has the highest Rural Tele-density of 86.07 followed by Andhra Pradesh service area of 79.25. Madhya Pradesh service area has the lowest Rural Tele-density of 45.20 followed by Bihar service area with rural tele-density of 45.37 in QE Jun-24.

Table 1.5 : State/UT wise subscriber base (wireline+wireless)

Sl. No.	States/UT	Total Telephone Subscription (million)		
		Total	Rural	Urban
1	Andhra Pradesh	45.39	25.02	20.37
2	Arunachal Pradesh	1.30	0.87	0.43
3	Assam	26.85	17.21	9.64
4	Bihar	72.10	50.68	21.42
5	Chhattisgarh	21.29	10.54	10.75
6	Goa	2.54	0.71	1.83
7	Gujarat	66.41	25.09	41.31
8	Haryana	36.46	12.60	23.85
9	Himachal Pradesh	9.01	5.80	3.21
10	Jharkhand	25.13	14.08	11.05
11	Karnataka	70.98	25.74	45.24
12	Kerala	43.50	19.20	24.30
13	Madhya Pradesh	61.01	27.66	33.35
14	Maharashtra Incl. Mumbai	130.42	42.92	87.50
15	Manipur	2.51	1.00	1.51
16	Meghalaya	2.70	1.69	1.01
17	Mizoram	1.45	0.55	0.90
18	Nagaland	1.73	0.89	0.84
19	Odisha	34.70	22.80	11.90
20	Punjab	34.57	12.27	22.30
21	Rajasthan	67.93	36.43	31.51
22	Sikkim	0.81	0.49	0.31
23	Tamil Nadu	80.47	24.24	56.23
24	Telangana	42.56	17.05	25.51
25	Tripura	3.32	1.73	1.59
26	Uttar Pradesh (UPE + UPW)	167.98	90.49	77.48
27	Uttarakhand	12.66	6.48	6.17
28	West Bengal Incl. Kolkata	81.61	36.58	45.04
Union Territories				
1	Andaman & Nicobar Islands	0.53	0.26	0.28
2	Chandigarh	2.02	0.04	1.98
3	Dadra and Nagar Haveli and Daman and Diu	0.94	0.33	0.61
4	Delhi	40.61	0.44	40.17
5	Jammu & Kashmir	12.25	5.87	6.37
6	Ladakh	0.59	0.34	0.25
7	Lakshdweep	0.07	0.02	0.05
8	Puduchery	1.25	0.41	0.84
Total		1205.64	538.51	667.13

Table 1.6: State/UT wise total Tele-density

Sl.No.	State/UT	Total Tele-density (%)		
		Total	Rural	Urban
1	Andhra Pradesh	84.99	74.71	102.29
2	Arunachal Pradesh	82.13	74.11	105.02
3	Assam	74.25	56.47	169.54
4	Bihar	55.80	44.77	133.85
5	Chhattisgarh	69.50	47.49	127.41
6	Goa	160.06	195.19	149.66
7	Gujarat	91.40	68.24	115.14
8	Haryana	118.77	71.88	181.25
9	Himachal Pradesh	119.81	86.07	412.20
10	Jharkhand	62.62	47.68	104.27
11	Karnataka	103.99	68.63	147.12
12	Kerala	120.93	243.42	86.53
13	Madhya Pradesh	69.37	44.38	130.14
14	Maharashtra Incl. Mumbai	102.14	65.77	140.16
15	Manipur	77.04	45.73	141.27
16	Meghalaya	79.52	62.71	143.92
17	Mizoram	115.40	97.31	130.02
18	Nagaland	76.54	75.04	78.18
19	Odisha	78.05	63.41	139.88
20	Punjab	111.56	68.63	170.09
21	Rajasthan	82.66	60.55	143.03
22	Sikkim	115.48	146.55	86.54
23	Tamil Nadu (incl. Chennai)	104.29	68.71	134.26
24	Telangana	111.03	87.02	136.15
25	Tripura	79.18	69.60	93.14
26	Uttar Pradesh (UPE +UPW)	70.32	49.99	133.94
27	Uttarakhand	107.31	86.60	143.31
28	West Bengal Incl. Kolkata	81.84	58.54	120.93
Union Territories				
1	Andaman & Nicobar Islands	131.93	114.89	152.95
2	Chandigarh	161.92	-	-
3	Dadra and Nagar Haveli and Daman and Diu	67.91	136.08	53.62
4	Delhi	185.56	-	-
5	Jammu & Kashmir	89.17	61.88	150.24
6	Ladakh	195.88	165.03	261.63
7	Lakshdweep	103.51	-	-
8	Puduchery	73.55	81.21	70.33
Total		85.95	59.65	133.46

Table 1.7 : Service Provider wise Growth in Subscriber base

Service Provider	Subscriber base (millions)			Rate of Growth (%)	Market Share in QE Mar-24 (%)	Market Share in QE Jun-24 (%)
	Mar-24	Jun-24	Net Additions			
Reliance Jio	481.77	489.72	7.96	1.65%	40.17%	40.62%
Bharti Airtel	394.54	398.07	3.53	0.90%	32.90%	33.02%
Vodafone Idea Ltd	220.60	218.12	-2.48	-1.12%	18.39%	18.09%
BSNL	94.75	92.14	-2.61	-2.75%	7.90%	7.64%
MTNL	4.10	4.06	-0.04	-1.04%	0.34%	0.34%
Tata Teleservices	2.29	2.31	0.02	1.08%	0.19%	0.19%
Quadrant	0.41	0.38	-0.034	-8.18%	0.03%	0.03%
Reliance Com.	0.13	0.12	0.00	-2.60%	0.01%	0.01%
APSFL	0.64	0.64	0.00	-0.69%	0.05%	0.05%
VMIPL	0.05	0.07	0.015	27.55%	0.004%	0.006%
Total	1,199.28	1,205.64	6.35	0.53%	100	100

Note: M/s BSNL includes number of subscribers of its Virtual Network Operator (VNO).

1.11 M/s Reliance Jio Infocomm Ltd is the market leader with 40.62% in the access segment in terms of number of subscribers with 489.72 million subscribers at the end of Jun-24 followed by M/s Bharti Airtel Ltd with 398.07 million subscribers.

1.12 In term of net addition, Reliance Jio became the biggest gainer with net addition of 7.96 million telephone subscribers during the QE Jun-24.

Table 1.8: Market Share of the service providers in total rural subscriber base

Service Provider	No. of Total Subscribers (in millions)	No. of Rural Subscribers (in millions)	Percentage of Rural subscribers	Market share of Rural subscribers
Reliance Jio	489.72	210.80	43.04%	39.14%
Bharti Airtel	398.07	191.14	48.02%	35.49%
Vodafone Idea Ltd	218.12	106.72	48.93%	19.82%
BSNL	92.14	29.28	31.78%	5.44%
MTNL	4.06	0.04	0.93%	0.01%
Tata Teleservices	2.31	0.01	0.30%	0.001%
Quadrant	0.38	0.05	14.54%	0.010%
Reliance Com.	0.12	0.0004	0.29%	0.0001%
APSFL	0.64	0.47	74.00%	0.09%
VMIPL	0.07	-	0.00%	0.00%
Total	1,205.64	538.51	44.67%	100

1.13 M/s APSFL is the telecom service provider with highest proportion of rural telephone subscribers of 74% followed by Vodafone Idea Ltd of 48.93% to their total telephone subscribers at the end of Jun-24.

Section B : Wireless Service

Table 1.9: List of Wireless Access Service Providers currently providing service

[As on 30th June, 2024]

Sl.No.	Service Provider	Licensed Service Areas
1	Reliance Jio Infocom Ltd	All India
2	Bharti Airtel Ltd	All India
3	Vodafone Idea Ltd	All India
4	BSNL	All India (except Delhi & Mumbai)
5	MTNL	Delhi & Mumbai
6	Reliance Communications Ltd	All India (except Assam & NE)

Source : DoT website

UL Access Services Licensees Virtual Network Operators (VNOs) who are providing services as on 30th June, 2024

1	AdPay Mobile Payment India Pvt. Ltd	Tamil Nadu
2	Surftelecom Private Limited	Tamil Nadu

Source : As reported by telecom service providers

1.14 Number of wireless subscriber base has increased from 1,165.49 million at the end of Mar-24 to 1,170.53 million at the end of Jun-24, thereby showing a quarterly rate of growth 0.43%. During the quarter, net increase of 5.04 million wireless subscribers has been recorded.

1.15 The wireless subscriber base recorded a Y-O-Y rate of growth 2.36% in QE Jun-24 over the same quarter in the previous year.

1.16 Wireless Teledensity in the country increased from 83.27% at the end of Mar-24 to 83.45% at the end of Jun-24.

Chart 1.6: Wireless Subscriber Base and Teledensity

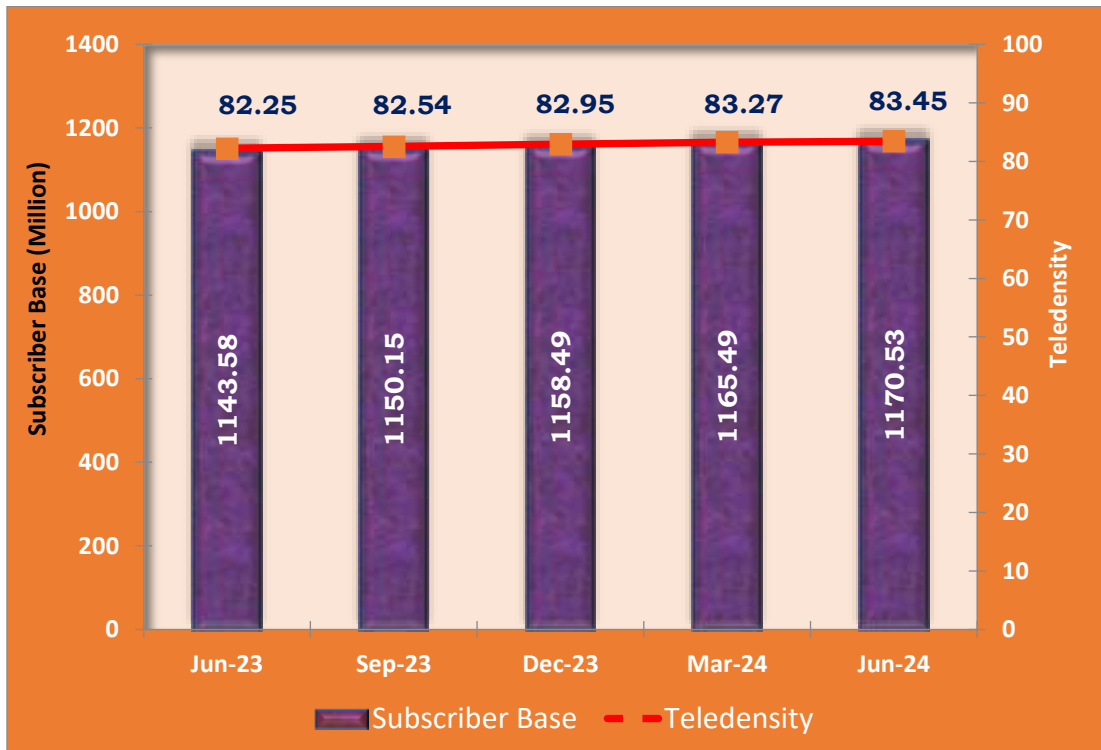


Table 1.10: Wireless Subscriber Base & Tele-density - Rural & Urban

Quarter ending	Subscriber Base (million)		Tele-density (%)	
	Rural	Urban	Rural	Urban
Jun-23	517.51	626.07	57.53	127.56
Sep-23	519.99	630.17	57.75	127.81
Dec-23	525.05	633.44	58.26	127.88
Mar-24	531.02	634.47	58.87	127.51
Jun-24	535.53	635	59.32	127.03

1.17 Number of Rural Wireless subscribers increased from 531.02 million at the end of Mar-24 to 535.53 million at the end of Jun-24 and number of urban wireless subscribers also increased from 634.47 million to 635 million during the quarter. Quarterly rate of growth of Rural and Urban wireless subscriptions are 0.85% and 0.08% respectively during QE Jun-24.

1.18 The share of rural wireless subscription increased from 45.56% million at the end of Mar-24 to 45.75% million at the end of Jun-24.

Chart 1.7: Wireless Market Share - Rural & Urban

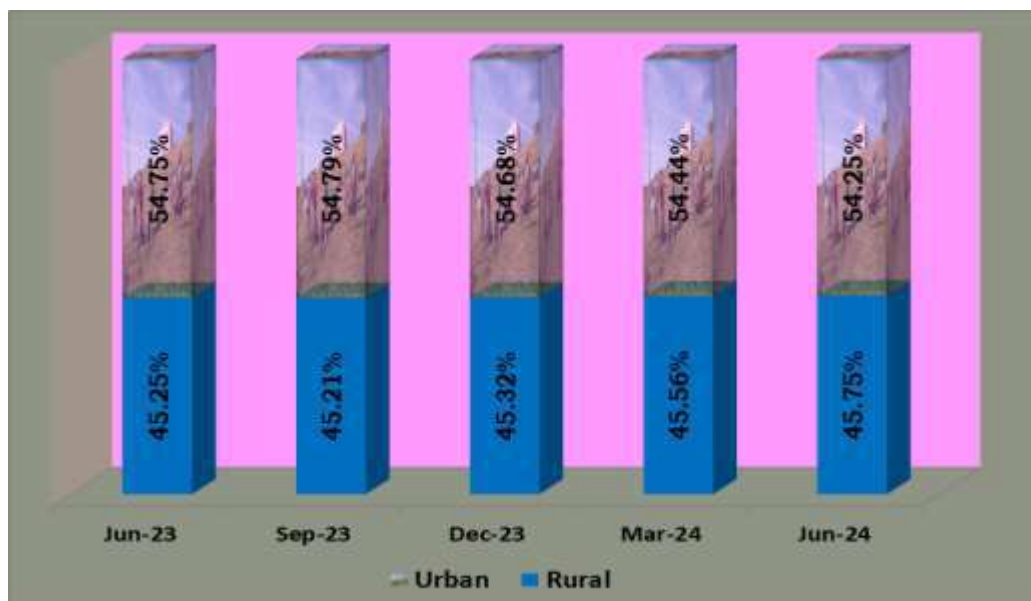


Table 1.11: Growth in Wireless Subscriber base

Service Provider	Subscriber Base (millions)			Rate of Growth	Market Share Mar-24	Market Share Jun-24
	Mar-24	Jun-24	Net Addition			
Reliance Jio	469.73	476.53	6.79	1.45%	40.30%	40.71%
Bharti Airtel	385.76	389.02	3.26	0.84%	33.10%	33.23%
Vodafone Idea Ltd	219.82	217.30	-2.52	-1.15%	18.86%	18.56%
BSNL	88.25	85.77	-2.48	-2.81%	7.57%	7.33%
MTNL	1.93	1.91	-0.01	-0.57%	0.17%	0.16%
Reliance Com.	0.00003	-	0.00	-100%	0.00%	0.00%
Total	1,165.49	1170.53	5.04	0.43%	100	100

1.19 M/s Reliance Jio Infocom Ltd. is the market leader with a wireless subscriber base of 476.53 million which translates into market share of 40.71% and M/s

Bharti Airtel Ltd. is at 2nd position with a total subscriber base of 389.02 million and market share of 33.23%.

1.20 In terms of net additions during QE Jun-24 except M/s Reliance Jio and M/s Bharti Airtel Limited, all other service providers showed negative growth in their wireless subscribers.

Table 1.12: Service Area wise Wireless Subscriber base

Service Area	Subscriber base (in million)			
	Mar-24	Jun-24	Net Additions	Rate of change (%)
Andhra Pradesh	83.83	84.15	0.32	0.38%
Assam	26.37	26.50	0.13	0.50%
Bihar	95.48	96.16	0.68	0.71%
Delhi	56.70	57.05	0.35	0.62%
Gujarat	65.97	65.67	-0.30	-0.46%
Haryana	26.62	26.59	-0.03	-0.11%
Himachal Pradesh	8.80	8.83	0.03	0.32%
Jammu & Kashmir	12.08	12.42	0.34	2.79%
Karnataka	66.91	67.51	0.60	0.89%
Kerala	42.26	42.01	-0.25	-0.60%
Madhya Pradesh	79.50	80.49	0.99	1.24%
Maharashtra	93.25	93.34	0.10	0.10%
Mumbai	34.36	34.34	-0.02	-0.06%
North East	12.55	12.74	0.19	1.47%
Orissa	33.71	34.17	0.47	1.38%
Punjab	35.14	34.97	-0.17	-0.47%
Rajasthan	66.33	66.86	0.52	0.79%
Tamil Nadu	78.44	78.73	0.29	0.37%
U.P.(E)	102.12	102.83	0.71	0.70%
U.P.(W)	63.54	63.84	0.30	0.48%
Kolkata	23.67	23.22	-0.45	-1.91%
West Bengal	57.90	58.14	0.24	0.41%
All India	1,165.49	1,170.53	5.04	0.43%

Table 1.13: Service Area wise Wireless Rural-Urban Subscriber base

Service Area	Subscriber base (in million)			
	Total	Rural	Urban	% of Rural Subscribers
Andhra Pradesh	84.15	41.37	42.78	49.17%
Assam	26.50	17.18	9.31	64.85%
Bihar	96.16	64.68	31.48	67.26%
Delhi	57.05	1.76	55.29	3.09%
Gujarat	65.67	25.34	40.32	38.59%
Haryana	26.59	12.09	14.50	45.47%
Himachal Pradesh	8.83	5.75	3.08	65.09%
Jammu & Kashmir	12.42	6.20	6.22	49.91%
Karnataka	67.51	25.64	41.86	37.99%
Kerala	42.01	18.55	23.45	44.16%
Madhya Pradesh	80.49	38.13	42.36	47.37%
Maharashtra	93.34	42.03	51.31	45.03%
Mumbai	34.34	1.44	32.89	4.20%
North East	12.74	6.70	6.03	52.64%
Orissa	34.17	22.76	11.42	66.59%
Punjab	34.97	12.01	22.96	34.35%
Rajasthan	66.86	36.36	30.50	54.38%
T.N. (incl. Chennai)	78.73	24.39	54.34	30.97%
U.P.(E)	102.83	64.57	38.26	62.79%
U.P.(W)	63.84	31.35	32.49	49.11%
Kolkata	23.22	1.69	21.52	7.28%
West Bengal	58.14	35.52	22.61	61.10%
All India	1,170.53	535.53	635	45.75%

1.21 Detailed table on service provider wise wireless subscriber base in each service area is at **Annexure-1.1**.

Table 1.14: Service Area wise Wireless Tele-density

Service Area	As on 31 st March, 2024			As on 30 th June, 2024		
	Rural Tele-density (%)	Urban Tele-density (%)	Total Tele-density (%)	Rural Tele-density (%)	Urban Tele-density (%)	Total Tele-density(%)
A.P.	77.55	110.72	91.47	77.93	110.68	91.73
Assam	56.06	164.57	73.09	56.39	163.83	73.29
Bihar	45.11	118.24	56.58	45.31	118.36	56.79
Delhi	-	-	260.27	-	-	260.70
Gujarat	69.08	109.79	89.38	68.47	108.90	88.69
Haryana	69.10	110.97	86.99	68.97	110.19	86.64
H.P.	85.03	396.22	117.21	85.26	396.30	117.44
J&K	61.79	140.93	86.20	63.90	143.35	88.45
Karnataka	67.67	135.58	98.18	68.37	136.14	98.90
Kerala	231.59	84.43	117.38	235.25	83.32	116.56
M.P.	44.20	124.48	67.23	45.11	124.34	67.87
Maharashtra (incl. Mumbai)*	65.56	133.36	98.90	66.26	132.29	98.77
North East	64.28	105.62	78.90	65.21	106.53	79.88
Orissa	62.07	134.32	75.86	63.29	134.15	76.85
Punjab	67.36	161.41	109.17	67.18	159.89	108.48
Rajasthan	59.77	138.79	80.92	60.44	138.45	81.35
Tamil Nadu	67.58	126.22	99.55	68.15	126.15	99.83
Uttar Pradesh (incl. UPE&UPW)*	50.53	114.03	66.25	50.88	113.83	66.49
West Bengal (incl. Kolkata)*	58.48	118.73	81.00	59.03	116.82	80.69
All India	58.87	127.51	83.27	59.32	127.03	83.45

* Population data/projections are available state-wise only.

Notes:

1. Tele-density figures are derived from the subscriber data provided by the operators and the projection of population from the 'Report of the Technical Group on Population Projections for India and States 2011 – 2036', which is available under the link https://main.mohfw.gov.in/sites/default/files/Population%20Projection%20Report%202011-2036%20-%20upload_compressed_0.pdf
2. Delhi Service area, apart from the State of Delhi, includes wireless subscribers of the areas served by the local exchanges of Ghaziabad & Noida (in UP) and Gurgaon & Faridabad (in Haryana).
3. Data/information for Andhra Pradesh includes Telengana, Madhya Pradesh includes Chhatisgarh, Bihar includes Jharkhand, Maharashtra includes Goa, Uttar Pradesh includes Uttarakhand, West Bengal includes Sikkim and North-East includes Arunachal Pradesh, Manipur, Meghalaya, Mizoram, Nagaland & Tripura states.

Table 1.15 : State/UT wise Wireless Subscriber Base

Sl. No.	States/UT	Wireless Subscribers (in million)		
		Total	Rural	Urban
1	Andhra Pradesh	43.02	24.38	18.64
2	Arunachal Pradesh	1.28	0.87	0.42
3	Assam	26.50	17.18	9.31
4	Bihar	71.40	50.62	20.78
5	Chhattisgarh	20.90	10.52	10.38
6	Goa	2.48	0.69	1.79
7	Gujarat	64.73	25.02	39.71
8	Haryana	35.65	12.47	23.18
9	Himachal Pradesh	8.83	5.75	3.08
10	Jharkhand	24.76	14.06	10.70
11	Karnataka	67.51	25.64	41.86
12	Kerala	41.94	18.53	23.41
13	Madhya Pradesh	59.59	27.60	31.98
14	Maharashtra	125.20	42.78	82.42
15	Manipur	2.45	1.00	1.45
16	Meghalaya	2.63	1.68	0.95
17	Mizoram	1.41	0.54	0.86
18	Nagaland	1.69	0.89	0.81
19	Odisha	34.17	22.76	11.42
20	Punjab	33.10	11.97	21.12
21	Rajasthan	66.86	36.36	30.50
22	Sikkim	0.80	0.49	0.31
23	Tamil Nadu	77.55	23.99	53.55
24	Telangana	41.13	16.99	24.13
25	Tripura	3.28	1.73	1.55
26	Uttar Pradesh	165.97	90.43	75.54
27	Uttarakhand	12.27	6.45	5.82
28	West Bengal	80.07	36.49	43.58
Union Territories				
1	Andaman & Nicobar Islands	0.49	0.23	0.26
2	Chandigarh	1.76	0.03	1.73
3	Dadra and Nagar Haveli and Daman and Diu	0.93	0.33	0.61
4	Delhi	36.55	0.44	36.11
5	Jammu & Kashmir	11.83	5.86	5.97
6	Ladakh	0.59	0.34	0.25
7	Lakshdweep	0.06	0.02	0.05
8	Puduchery	1.18	0.39	0.79
Total		1170.53	535.53	635.00

Table 1.16 : State/UT wise Wireless Tele-density

Sl.No.	State/UT	Wireless Tele-density (%)		
		Total	Rural	Urban
1	Andhra Pradesh	80.56	72.79	93.63
2	Arunachal Pradesh	81.10	74.02	101.27
3	Assam	73.29	56.39	163.83
4	Bihar	55.26	44.72	129.88
5	Chhattisgarh	68.22	47.41	122.95
6	Goa	156.25	191.22	145.91
7	Gujarat	89.10	68.03	110.68
8	Haryana	116.15	71.13	176.13
9	Himachal Pradesh	117.44	85.26	396.30
10	Jharkhand	61.69	47.60	100.96
11	Karnataka	98.90	68.37	136.14
12	Kerala	116.61	235.03	83.35
13	Madhya Pradesh	67.75	44.29	124.79
14	Maharashtra	98.06	65.56	132.02
15	Manipur	75.03	45.56	135.48
16	Meghalaya	77.58	62.59	134.99
17	Mizoram	112.27	97.18	124.46
18	Nagaland	74.95	75.02	74.88
19	Odisha	76.85	63.29	134.15
20	Punjab	106.79	66.96	161.10
21	Rajasthan	81.35	60.44	138.45
22	Sikkim	114.50	146.30	84.88
23	Tamil Nadu	100.49	68.00	127.86
24	Telangana	107.29	86.72	128.80
25	Tripura	78.04	69.37	90.69
26	Uttar Pradesh	69.48	49.95	130.58
27	Uttarakhand	104.02	86.18	135.03
28	West Bengal	80.29	58.40	117.01
Union Territories				
1	Andaman & Nicobar Islands	121.18	104.34	141.95
2	Chandigarh	140.96	-	-
3	Dadra and Nagar Haveli and Daman and Diu	67.32	135.59	53.01
4	Delhi	167.00	-	-
5	Jammu & Kashmir	86.11	61.71	140.72
6	Ladakh	194.70	164.67	258.67
7	Lakshdweep	93.56	-	-
8	Puduchery	69.77	78.35	66.17
All India Tele-density		83.45	59.32	127.03

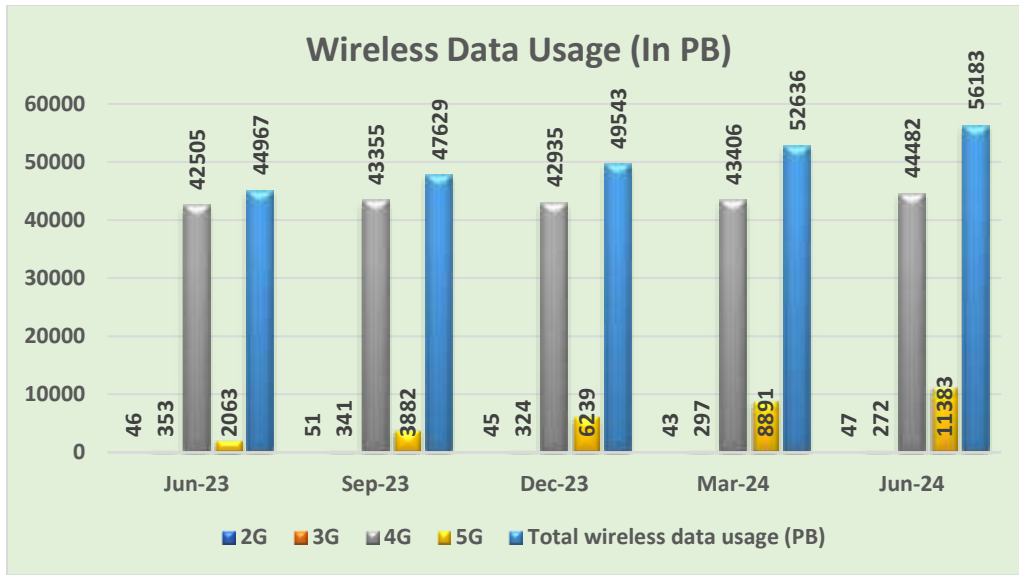
**Table 1.17 : Rural Wireless Subscriber base and Market Share
(as on 30.06.2024)**

Service Provider	Total number of wireless Subscribers (in millions)	Rural Subscribers (in millions)	% of Rural subscribers in total	Market Share of Rural Subscribers
Reliance Jio	476.53	210.48	44.17%	39.30%
Bharti Airtel	389.02	191.13	49.13%	35.69%
Vodafone Idea Ltd	217.30	106.72	49.11%	19.93%
BSNL	85.77	27.16	31.66%	5.07%
MTNL	1.91	0.04	1.84%	0.01%
Reliance Com.	-	-	-	0.00%
Total	1,170.53	535.53	45.75%	100%

Wireless Data Usage

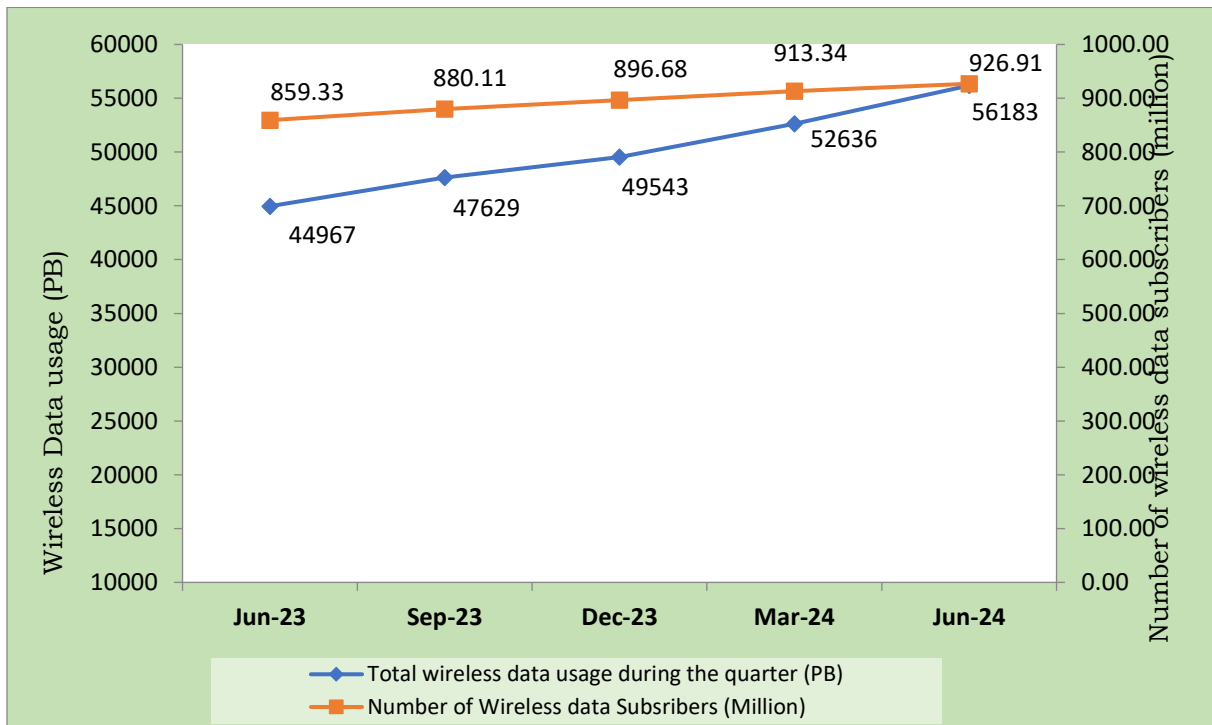
- 1.22 Volume of total wireless data usage increased from 52,636 PB during Q.E. Mar-24 to 56,183 PB during Q.E. Jun-24 with quarterly rate of growth 6.74%. Out of total data wireless usage, 2G data usage was 47 PB, 3G data usage was 272 PB, 4G data usage was 44,482 PB and 5G data usage was 11,383 PB during the quarter.
- 1.23 Total number of wireless data subscribers increased from 913.34 million at the end of Mar-24 to 926.91 million at the end of Jun-24.
- 1.24 The contribution of 2G, 3G, 4G and 5G data usage in total volume of wireless data usage are about 0.08%, 0.48%, 79.17% and 20.26% respectively during the QE Jun-24.
- 1.25 Technology-wise trend of growth in volume of wireless data usage is depicted in the following chart: -

Chart 1.8: Trend of technology wise wireless data usease (in PB)



1.26 The following chart depicts the trend of number of wireless data subscribers and volume of wireless data usage in QE Jun-24.

Chart 1.9: Trend of Wireless data subscribers (million) and volume of wireless data usage (PB)



Section C : Wireline Service

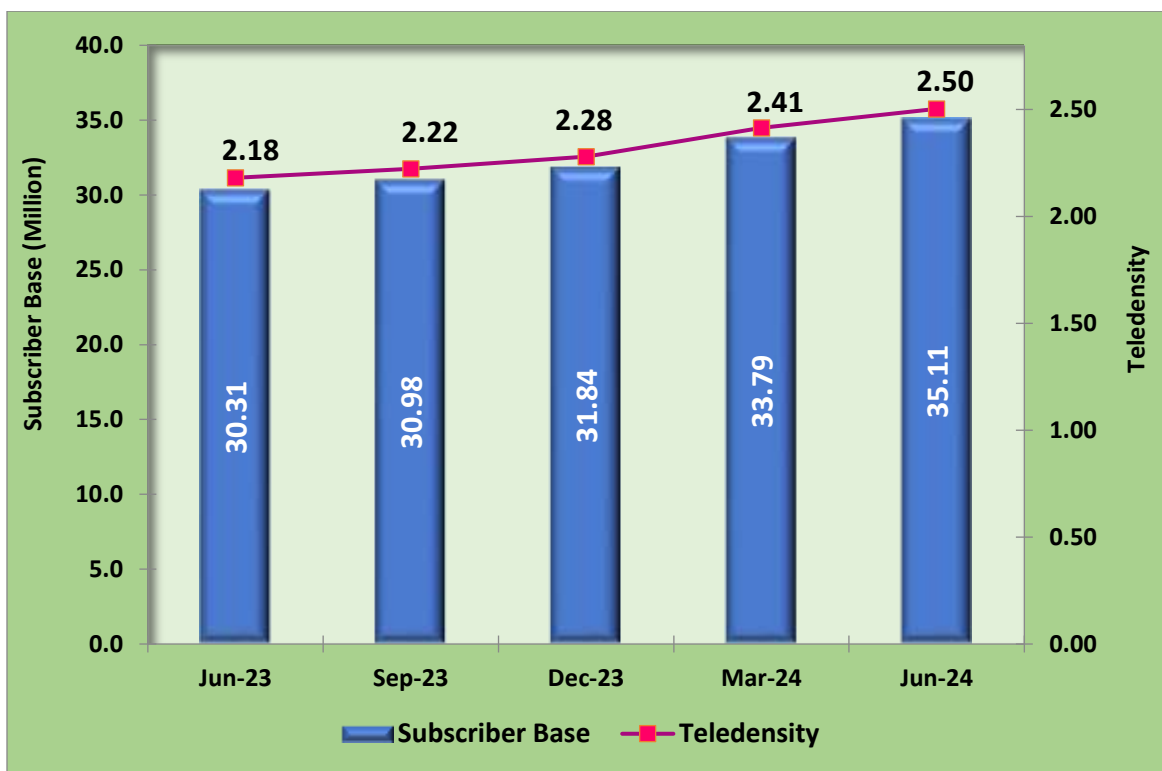
***Table 1.18 : Service Providers providing Wireline Service**

[As on 30th June, 2024]

Sl. No.	Name of the Service Provider	Area of Operation
1	Bharti Airtel Ltd	Andhra Pradesh, Assam, Bihar, Delhi, Gujarat, Haryana, Himachal Pradesh, Jammu & Kashmir, Karnataka, Kerala, Kolkata, Madhya Pradesh, Maharashtra, Mumbai, Odisha, Punjab, Rajasthan, Tamil Nadu (including Chennai), UP-East, UP-West and West Bengal.
2	BSNL	All India except Delhi & Mumbai
3	MTNL	Delhi & Mumbai
4	Quadrant Televentures Ltd.	Punjab
5	Reliance Communications Ltd.	Andhra Pradesh, Bihar, Delhi, Gujarat, Karnataka, Kerala, Kolkata, Madhya Pradesh, Maharashtra, Mumbai, Odisha, Punjab, Rajasthan, Tamil Nadu (including Chennai), UP-East, UP-West and West Bengal
6.	Tata Teleservices Ltd. (Inc. TTML)	Andhra Pradesh, Bihar, Delhi, Gujarat, Haryana, Himachal Pradesh, Karnataka, Kerala, Kolkata, Madhya Pradesh, Maharashtra, Mumbai, Odisha, Punjab, Rajasthan, Tamil Nadu (including Chennai), UP-East, UP-West and West Bengal.
7	Vodafone Idea Ltd	Andhra Pradesh, Assam, Bihar, Delhi, Gujarat, Haryana, Himachal Pradesh, Jammu & Kashmir, Karnataka, Kerala, Kolkata, Madhya Pradesh, Maharashtra, Mumbai, North-East, Odisha, Punjab, Rajasthan, Tamil Nadu (including Chennai), UP-East, UP-West and West Bengal.
8	Reliance Jio Infocomm Ltd.	Andhra Pradesh, Assam, Bihar, Delhi, Gujarat, Haryana, Himachal Pradesh, Jammu & Kashmir, Karnataka, Kerala, Kolkata, Madhya Pradesh, Maharashtra, Mumbai, North-East, Odisha, Punjab, Rajasthan, Tamil Nadu (including Chennai), UP-East, UP-West and West Bengal.
9.	V-CON Mobile & Infra Pvt. Ltd. (VMIPL)	Punjab
10.	Andhra Pradesh State Fibernet Pvt. Ltd. (APFPL)	Andhra Pradesh

1.27 Wireline subscribers base increased from 33.79 million at the end of Mar-24 to 35.11 million at the end of Jun-24 with quarterly rate of growth 3.90%. Overall Wireline Teledensity in the country increased from 2.41% at the end of Mar-24 to 2.50% at the end of Jun-24.

Chart 1.10: Wireline Subscriber Base and Tele-density



1.28 Urban wireline subscriber base increased by 3.92% from 30.92 million at the end of Mar-24 to 32.13 million at the end of Jun-24 and rural wireline subscription also increased by 3.69%, from 2.88 million to 2.98 million during the same period.

Table 1.19: Wireline Subscriber Base & Tele-density - Rural & Urban

Quarter ending	Subscriber Base (million)		Tele-density (%)	
	Rural	Urban	Rural	Urban
Jun-23	2.68	27.63	0.30	5.63
Sep-23	2.68	28.30	0.30	5.74
Dec-23	2.72	29.12	0.30	5.88
Mar-24	2.88	30.92	0.32	6.21
Jun-24	2.98	32.13	0.33	6.43

**Table 1.20 : Service Provider wise Wireline Subscriber base
(Rural - Urban) – As on 30.06.2024**

Service Provider	Subscriber Base (million)			Percentage of Rural subscribers	Share of Rural subscription
	Rural	Urban	Total		
BSNL	2.13	4.24	6.37	33.38%	71.30%
Bharti	0.003	9.05	9.05	0.03%	0.09%
MTNL	0.00003	2.15	2.15	0.001%	0.00%
Tata	0.01	2.30	2.31	0.30%	0.24%
Reliance Com	0.0004	0.12	0.12	0.29%	0.01%
Quadrant	0.05	0.32	0.38	14.54%	1.84%
Vodafone Idea	0.00	0.82	0.82	-	0.00%
Reliance Jio	0.32	12.88	13.20	2.41%	10.67%
VMIPL	0.00	0.07	0.07	0.00%	0.00%
APSFL	0.47	0.17	0.64	74.00%	15.86%
Total	2.98	32.13	35.11	8.49%	100.00%

1.29 Detailed table on service provider wise wireline subscriber base in each service area is at **Annexure-1.2**.

Chart 1.11: Composition of Wireline Subscriber base - Rural & Urban



1.30 Market Share of Rural wireline subscription decreased from 8.51% in QE Mar-24 to 8.49% in QE Jun-24.

Table 1.21 : Service Provider wise growth in Wireline Subscriber base

Service Provider	Subscriber Base (million)			Rate of change (%)	Market share-Mar-24	Market share-Jun-24
	Mar-24	Jun-24	Net Addition			
BSNL	6.50	6.37	-0.13	-2.00%	19.23%	18.14%
Bharti	8.78	9.05	0.28	3.15%	25.98%	25.79%
MTNL	2.18	2.15	-0.03	-1.45%	6.44%	6.11%
Tata	2.29	2.31	0.02	1.08%	6.77%	6.58%
Reliance Com	0.13	0.12	-0.003	-2.58%	0.38%	0.35%
Quadrant	0.41	0.38	-0.03	-8.18%	1.22%	1.08%
Vodafone Idea	0.78	0.82	0.04	5.32%	2.31%	2.35%
Reliance Jio	12.03	13.20	1.16	9.67%	35.61%	37.59%
VMIPL	0.05	0.07	0.01	27.55%	0.16%	0.19%
APSFL	0.64	0.64	-0.004	-0.69%	1.90%	1.82%
Total	33.79	35.11	1.32	3.90%	100	100

Table 1.22: Service Area wise Wireline Subscriber base & Net Additions (in million)

Service Area	Mar-24	Jun-24	Net Additions	Rate of Change (%)
Andhra Pradesh	3.63	3.80	0.17	4.75%
Assam	0.34	0.35	0.01	3.92%
Bihar	0.98	1.07	0.10	9.79%
Delhi	4.43	4.56	0.12	2.74%
Gujarat	1.59	1.68	0.09	5.96%
Haryana	0.59	0.62	0.02	3.41%
Himachal Pradesh	0.17	0.18	0.01	6.96%
Jammu & Kashmir	0.40	0.42	0.02	5.20%
Karnataka	3.42	3.47	0.05	1.47%

Service Area	Mar-24	Jun-24	Net Additions	Rate of Change (%)
Kerala	1.54	1.56	0.02	1.49%
Madhya Pradesh	1.75	1.82	0.07	3.94%
Maharashtra	1.62	1.72	0.10	6.11%
Mumbai	3.53	3.56	0.02	0.70%
North East	0.26	0.27	0.01	3.18%
Odisha	0.49	0.53	0.04	8.02%
Punjab	1.67	1.74	0.07	4.00%
Rajasthan	1.01	1.08	0.06	6.29%
Tamil Nadu	2.90	2.99	0.09	3.20%
U.P.(E)	0.95	1.03	0.08	8.39%
U.P.(W)	0.99	1.06	0.08	7.73%
Kolkata	1.01	1.04	0.03	3.17%
West Bengal	0.51	0.56	0.04	8.14%
All India	33.79	35.11	1.32	3.90%

1.31 Bihar service area showed maximum growth of 9.79% in their wireline subscriber base during the quarter ending Jun-24.

**Table 1.23: Service Area wise Wireline Rural-Urban
Subscriber Base (in million)**

Service Area	Total Subscribers	Rural Subscribers	Urban Subscribers	% of Rural Subscribers
Andhra Pradesh	3.80	0.70	3.10	18.44%
Assam	0.35	0.02	0.32	6.86%
Bihar	1.07	0.09	0.99	7.97%
Delhi	4.56	0.005	4.55	0.11%
Gujarat	1.68	0.08	1.60	4.62%
Haryana	0.62	0.13	0.49	20.72%
Himachal Pradesh	0.18	0.05	0.12	30.63%
Jammu & Kashmir	0.42	0.02	0.41	4.12%
Karnataka	3.47	0.09	3.38	2.72%
Kerala	1.56	0.67	0.90	42.59%
Madhya Pradesh	1.82	0.07	1.75	4.10%
Maharashtra	1.72	0.14	1.59	7.85%
Mumbai	3.56	0.01	3.54	0.37%
North East	0.27	0.01	0.26	5.51%
Odisha	0.53	0.04	0.49	7.97%
Punjab	1.74	0.30	1.44	17.42%
Rajasthan	1.08	0.07	1.01	6.43%
Tamil Nadu	2.99	0.27	2.73	8.89%
U.P.(E)	1.03	0.04	0.99	3.62%
U.P.(W)	1.06	0.06	1.00	5.82%
Kolkata	1.04	0.003	1.04	0.25%
West Bengal	0.56	0.11	0.45	19.79%
All India	35.11	2.98	32.13	8.49%

1.32 Kerala service area has the maximum share 42.59% of rural wireline subscriber in its total wireline subscriber base at the end of Jun-24.

Table 1.24: Service Area wise Wireline Tele-density

Service Area	As on 31 st March, 2024			As on 30 th June, 2024		
	Rural Tele-density (%)	Urban Tele-density (%)	Total Tele-density (%)	Rural Tele-density (%)	Urban Tele-density (%)	Total Tele-density (%)
Andhra Pradesh	1.31	7.63	3.96	1.32	8.02	4.14
Assam	0.09	5.46	0.93	0.08	5.71	0.96
Bihar	0.06	3.38	0.58	0.06	3.71	0.63
Delhi	-	-	20.36	-	-	20.82
Gujarat	0.19	4.12	2.15	0.21	4.33	2.27
Haryana	0.68	3.64	1.94	0.73	3.71	2.00
Himachal Pradesh	0.75	14.92	2.22	0.81	15.90	2.37
Jammu & Kashmir	0.18	8.93	2.88	0.18	9.37	3.02
Karnataka	0.25	10.87	5.02	0.25	10.98	5.09
Kerala	8.24	3.13	4.28	8.44	3.19	4.33
Madhya Pradesh	0.08	4.96	1.48	0.09	5.12	1.53
Maharashtra (incl. Mumbai)*	0.22	7.90	3.99	0.23	8.06	4.08
North East	0.16	4.37	1.65	0.15	4.52	1.70
Odisha	0.12	5.29	1.10	0.12	5.73	1.19
Punjab	1.40	9.93	5.19	1.69	10.00	5.39
Rajasthan	0.11	4.31	1.24	0.12	4.57	1.31
Tamil Nadu (incl. Chennai)	0.73	6.15	3.68	0.74	6.33	3.80
Uttar Pradesh (incl. UPE & UPW)*	0.05	2.97	0.77	0.05	3.20	0.83
West Bengal (incl. Kolkata)*	0.17	3.77	1.51	0.18	3.93	1.59
All India	0.32	6.21	2.41	0.33	6.43	2.50

* Population data/projections are available state-wise only

Note: - 1. Tele-density figures are derived from the subscriber data provided by the operators and projection of population from the 'Report of the Technical Group on Population Projections for India and States 2011 – 2036', which is available under the link https://main.mohfw.gov.in/sites/default/files/Population%20Projection%20Report%202011-2036%20-%20upload_compressed_0.pdf
2. Data/information for Andhra Pradesh includes Telengana, Madhya Pradesh includes Chhatishgarh, Bihar includes Jharkhand, Maharashtra includes Goa, Uttar Pradesh includes Uttarakhand, West Bengal includes Sikkim and North-East includes Arunachal Pradesh, Manipur, Meghalaya, Mizoram, Nagaland & Tripura states.

Table 1.25: State/UT wise Wireline Subscriber base

Sl. No.	States/UT	Wireline Subscribers (in million)		
		Total	Rural	Urban
1	Andhra Pradesh	2.37	0.64	1.72
2	Arunachal Pradesh	0.02	0.001	0.02
3	Assam	0.35	0.02	0.32
4	Bihar	0.70	0.06	0.64
5	Chhattisgarh	0.39	0.02	0.38
6	Goa	0.06	0.01	0.05
7	Gujarat	1.67	0.08	1.60
8	Haryana	0.80	0.13	0.67
9	Himachal Pradesh	0.18	0.05	0.12
10	Jharkhand	0.38	0.02	0.35
11	Karnataka	3.47	0.09	3.38
12	Kerala	1.56	0.66	0.89
13	Madhya Pradesh	1.43	0.06	1.37
14	Maharashtra Incl. Mumbai	5.22	0.13	5.08
15	Manipur	0.07	0.004	0.06
16	Meghalaya	0.07	0.003	0.06
17	Mizoram	0.04	0.001	0.04
18	Nagaland	0.04	0.0003	0.04
19	Odisha	0.53	0.04	0.49
20	Punjab	1.48	0.30	1.18
21	Rajasthan	1.08	0.07	1.01
22	Sikkim	0.01	0.001	0.01
23	Tamil Nadu	2.93	0.25	2.68
24	Telangana	1.44	0.06	1.38
25	Tripura	0.05	0.01	0.04
26	Uttar Pradesh (UPE+UPW)	2.01	0.07	1.94
27	Uttarakhand	0.39	0.03	0.36
28	West Bengal Incl. Kolkata	1.55	0.09	1.46
Union Territories				
1	Andaman & Nicobar Islands	0.04	0.02	0.02
2	Chandigarh	0.26	0.006	0.26
3	Dadra and Nagar Haveli and Daman and Diu	0.01	0.001	0.01
4	Delhi	4.06	0.0003	4.06
5	Jammu & Kashmir	0.42	0.02	0.40
6	Ladakh	0.004	0.001	0.003
7	Lakshdweep	0.007	0.004	0.003
8	Puduchery	0.06	0.01	0.05
Total		35.11	2.98	32.13

Table 1.26: State/UT wise Wireline Tele-density

Sl.No.	State/UT	Wireline Tele-density		
		Total (%)	Rural (%)	Urban (%)
1	Andhra Pradesh	4.43	1.91	8.66
2	Arunachal Pradesh	1.04	0.08	3.75
3	Assam	0.96	0.08	5.71
4	Bihar	0.54	0.05	3.97
5	Chhattisgarh	1.28	0.08	4.46
6	Goa	3.80	3.97	3.75
7	Gujarat	2.30	0.21	4.45
8	Haryana	2.62	0.75	5.11
9	Himachal Pradesh	2.37	0.81	15.90
10	Jharkhand	0.93	0.08	3.31
11	Karnataka	5.09	0.25	10.98
12	Kerala	4.32	8.39	3.18
13	Madhya Pradesh	1.62	0.09	5.34
14	Maharashtra Incl. Mumbai	4.09	0.21	8.14
15	Manipur	2.02	0.18	5.79
16	Meghalaya	1.95	0.12	8.93
17	Mizoram	3.14	0.13	5.57
18	Nagaland	1.59	0.02	3.30
19	Odisha	1.19	0.12	5.73
20	Punjab	4.77	1.66	9.00
21	Rajasthan	1.31	0.12	4.57
22	Sikkim	0.98	0.25	1.66
23	Tamil Nadu	3.80	0.71	6.39
24	Telangana	3.75	0.31	7.35
25	Tripura	1.14	0.24	2.46
26	Uttar Pradesh (UPE + UPW)	0.84	0.04	3.35
27	Uttarakhand	3.29	0.42	8.28
28	West Bengal incl. Kolkata	1.55	0.14	3.92
Union Territories				
1	Andaman & Nicobar Islands	10.75	10.55	11.00
2	Chandigarh	20.96	-	-
3	Dadra and Nagar Haveli and Daman and Diu	0.59	0.49	0.61
4	Delhi	18.56	0.42	18.61
5	Jammu & Kashmir	3.06	0.18	9.52
6	Ladakh	1.19	0.36	2.95
7	Lakshdweep	9.95	-	-
8	Puduchery	3.78	2.87	4.17
Total		2.50	0.33	6.43

Public Call Offices (PCO)

1.33 Total number of PCOs in the country decreased from 20,652 at the end of Mar-24 to 16,958 at the end of Jun-24. Detailed table of service provider wise PCOs is available at **Annexure-1.3**.

Chart 1.12: Trend of Number of PCOs



1.34 Number of PCOs continued show declining trend over the year. It has recorded an overall quarterly rate of decline 17.89% and on Y-O-Y basis rate of decline of 53.23% at the QE Jun-24.

Table 1.27: Rate of change & Market share of PCOs

Service Provider	Mar-24	Jun-24	Rate of change (%)	Market share (%) (Jun-24)
BSNL	15,411	12,318	-20.07%	72.64%
MTNL	4,957	4,374	-11.76%	25.79%
Quadrant	284	266	-6.34%	1.57%
Total	20,652	16958	-17.89%	100%

Village Public Telephones (VPTs)

- 1.35 There are 6,40,930 inhabited villages in India as per census 2011. During the Q.E. Jun-24, there are 68,606 villages having Village Public Telephones (VPTs).
- 1.36 Number of VPTs remained same i.e. 68,606 at the end of Jun-24, as were at the end of Mar-24.
- 1.37 As per the information received in TRAI, at the end of Jun-24, only M/s BSNL was providing VPT in the country. Service area wise detailed table of VPT is available at **Annexure-1.4**.

Chart 1.13: Trend of number of VPTs



Section D: Internet Service

1.38 This section summarizes information submitted by internet service providers for the quarter ending Jun-24. **Part-I** consists of information of Internet service (narrowband+broadband), **Part-II** consists of broadband service and **Part-III** covers narrowband service.

Part-I: Internet Service (broadband + narrowband)

1.39 This report is compiled on the revised definition of Broadband speed i.e. ≥ 2 Mbps, as notified by DoT on 25.01.2023. As per reports received from 1242 operators as compared to 1194 operators in last quarter, total number of internet subscribers increased from 954.40 million at the end of Mar-24 to 969.60 million at the end of Jun-24 with quarterly rate of growth 1.59%. Out of total 969.60 million internet subscribers, 940.75 million were broadband subscribers and 28.85 million were narrowband subscribers.

1.40 Wired Internet subscribers increased from 40.27 million at the end of Mar-24 to 42.04 million at the end of Jun-24 with quarterly growth rate of 4.40%. Wireless Internet subscribers increased from 914.13 million at the end of Mar-24 to 927.56 million at the end of Jun-24 with quarterly rate of growth 1.48%.

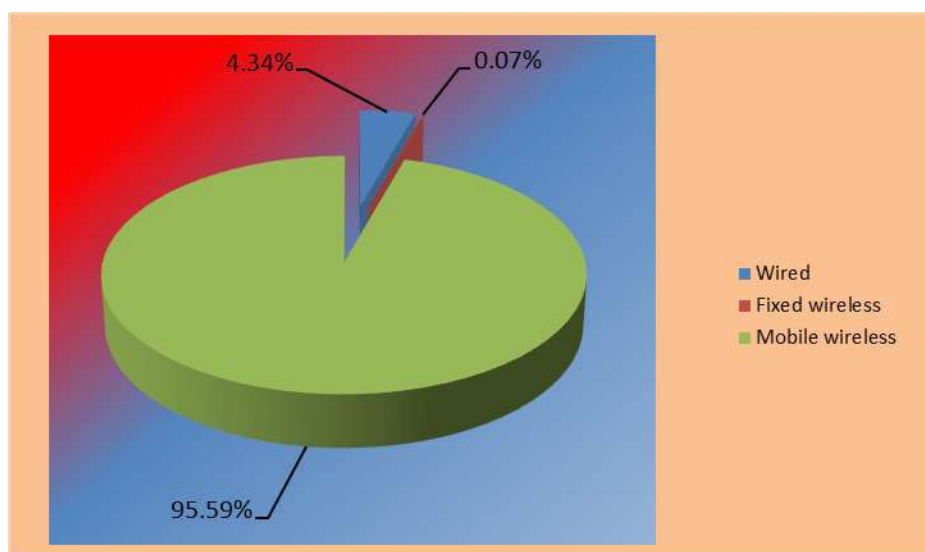
1.41 The number of Broadband subscribers increased from 924.07 million at the end of Mar-24 to 940.75 million at the end of Jun-24 with quarterly rate of growth 1.81%. Number of Narrowband subscribers decreased from 30.34 million at the end of Mar-24 to 28.85 million at the end of Jun-24 with quarterly rate of decline by 4.89%.

Table 1.28: Trend of Internet subscriber base

Segment	Mode of Access								Total Subscribers (in million)	
	Wired Subscribers (in million)		Wireless Subscribers (in million)							
			Fixed Wireless (Wi-Fi, Wi-Max, Radio & VSAT)		Mobile Wireless (Phone + Dongle)		Total Wireless			
	Mar-24	Jun-24	Mar-24	Jun-24	Mar-24	Jun-24	Mar-24	Jun-24	Mar-24	Jun-24
Broadband	40.06	41.83	0.79	0.70	883.22	898.22	884.01	898.92	924.07	940.75
Narrowband	0.22	0.21	0.003	0.004	30.12	28.64	30.12	28.64	30.34	28.85
Total	40.27	42.04	0.79	0.70	913.34	926.86	914.13	927.56	954.40	969.60

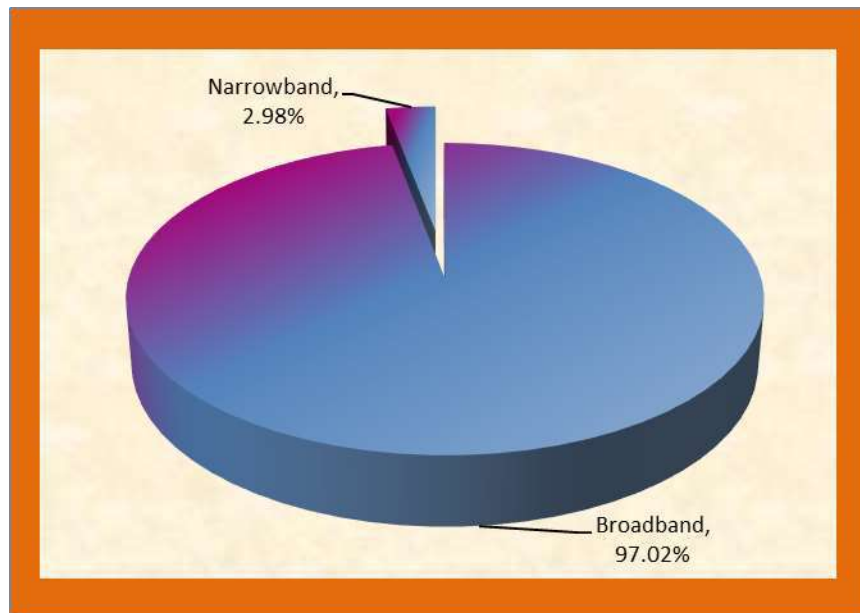
1.42 The following charts present the composition of Internet Subscribers by mode of access and composition of Broadband & Narrowband subscription as on 30th June, 2024.

Chart 1.14: Composition of Internet subscription



1.43 Out of total internet subscribers, 95.59% subscribers are using Mobile devices for access of internet service. Wired internet subscribers are only 4.34% in total internet subscribers at the end of Jun-24.

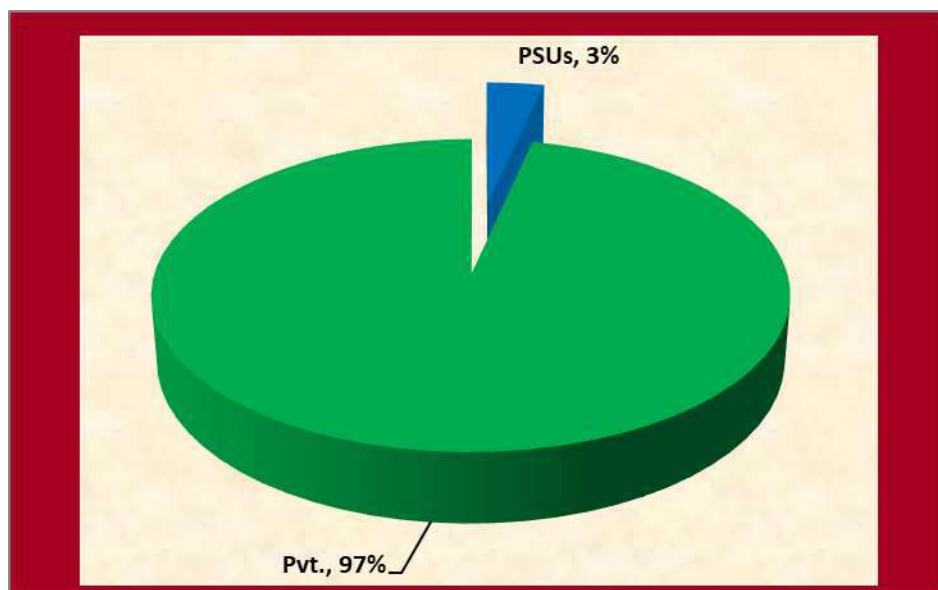
Chart 1.15 : Composition of Broadband & Narrowband subscription



1.44 Out of total internet subscribers, 97.02% subscribers are using broadband for access of internet.

1.45 Share of private internet service providers in total internet subscriber base is 97%, at QE Jun-24. The following charts present the composition of market share of PSUs and Private Internet service providers.

Chart 1.16 : Market share of PSUs and Private Internet Service Providers



1.46 The urban/rural break up of internet subscribers are as per the following table:

Table 1.29: Service Area wise Break up of Rural-Urban internet subscriber base (in millions)

Telecom Service Area	Narrowband		Broadband		Total (Jun-2024)		Total (Mar-2024)	
	Rural	Urban	Rural	Urban	Rural	Urban	Rural	Urban
Andhra Pradesh	0.95	0.94	30.26	39.96	31.21	40.90	30.99	40.21
Assam	0.19	0.09	13.02	6.94	13.21	7.03	12.75	7.02
Bihar	1.42	0.53	47.49	25.71	48.91	26.24	48.01	25.82
Delhi	0.09	5.41	1.24	50.21	1.33	55.63	1.35	55.16
Gujarat	0.34	0.54	18.99	37.35	19.33	37.90	18.85	37.57
Haryana	0.23	0.72	9.54	10.21	9.77	10.93	9.64	10.76
Himachal Pradesh	0.06	0.05	4.01	2.57	4.07	2.62	4.03	2.58
Jammu & Kashmir	0.11	0.06	4.70	5.41	4.81	5.47	4.58	5.30
Karnataka	1.20	2.59	19.79	35.11	21.00	37.70	20.79	37.09
Kerala	0.45	0.56	16.25	17.55	16.70	18.11	15.93	17.81
Kolkata	0.02	0.35	1.40	17.77	1.43	18.11	1.43	18.00
Madhya Pradesh	0.63	0.50	28.75	37.29	29.38	37.79	28.55	37.34
Maharashtra	0.79	0.86	33.10	45.85	33.89	46.70	33.34	46.62
Mumbai	0.02	0.83	1.32	30.48	1.33	31.31	1.26	30.97
North East	0.06	0.06	5.46	4.98	5.52	5.04	5.37	4.93
Orissa	0.31	0.11	16.44	8.38	16.75	8.49	16.15	8.40
Punjab	0.20	0.41	9.72	18.80	9.92	19.21	9.85	19.05
Rajasthan	0.60	0.64	25.87	26.10	26.47	26.74	25.75	26.73
Tamil Nadu	0.60	1.04	17.21	44.64	17.82	45.68	17.58	44.87
UP (East)	1.69	0.61	44.80	32.06	46.49	32.67	45.24	32.41
UP (West)	0.43	0.62	22.81	26.74	23.24	27.36	22.68	26.88
West Bengal	0.69	0.22	24.05	20.41	24.75	20.64	24.22	20.56
Grand Total	11.11	17.75	396.22	544.53	407.33	562.27	398.35	556.05
	28.85		940.75		969.60		954.40	

*The information is compiled based on the reports being received from the Internet Service Providers.

Table 1.30: State/UT wise Break up of Rural-Urban internet subscriber base (in millions)

S.No.	State(s)	Narrowband		Broadband		Total (Jun-2024)	
		Rural	Urban	Rural	Urban	Rural	Urban
1	Andhra Pradesh	0.55	0.50	17.49	17.40	18.04	17.90
2	Arunachal Pradesh	0.01	0.01	0.55	0.38	0.55	0.38
3	Assam	0.19	0.09	13.02	6.94	13.21	7.03
4	Bihar	1.19	0.35	36.56	17.12	37.74	17.46
5	Chattisgarh	0.13	0.11	8.49	8.79	8.62	8.90
6	Goa	0.04	0.05	0.79	1.57	0.83	1.62
7	Gujarat	0.34	0.53	18.70	36.81	19.03	37.34
8	Haryana	0.24	1.56	9.83	18.41	10.08	19.97
9	Himachal Pradesh	0.06	0.05	4.01	2.57	4.07	2.62
10	Jharkhand	0.23	0.19	10.93	8.59	11.17	8.78
11	Karnataka	1.20	2.59	19.79	35.11	21.00	37.70
12	Kerala	0.43	0.56	16.22	17.54	16.65	18.10
13	Madhya Pradesh	0.50	0.39	20.26	28.50	20.76	28.89
14	Maharashtra incl. Mumbai	0.77	1.64	33.63	74.76	34.39	76.39
15	Manipur	0.01	0.01	0.96	1.34	0.98	1.35
16	Meghalaya	0.01	0.01	1.35	0.76	1.36	0.76
17	Mizoram	0.005	0.01	0.53	0.71	0.54	0.72
18	Nagaland	0.01	0.01	0.99	0.68	1.00	0.69
19	Odisha	0.31	0.11	16.44	8.38	16.75	8.49
20	Punjab	0.20	0.36	9.68	17.46	9.88	17.82
21	Rajasthan	0.60	0.64	25.87	26.10	26.47	26.74
22	Sikkim	0.01	0.001	0.37	0.29	0.37	0.29
23	Tamil Nadu incl. Chennai	0.57	0.98	16.86	43.90	17.43	44.88
24	Telangana	0.40	0.44	12.76	22.55	13.17	22.99
25	Tripura	0.02	0.02	1.08	1.13	1.09	1.15
26	Uttar Pradesh (UPE+UPW)	2.09	2.47	63.42	64.00	65.51	66.46
27	Uttarakhand	0.07	0.06	4.90	4.99	4.96	5.06
28	West Bengal incl. Kolkata	0.71	0.57	24.88	37.67	25.59	38.24
Union Territories							
1	Andaman & Nicobar Islands	0.00	0.003	0.21	0.21	0.21	0.21
2	Chandigarh	0.00	0.02	0.04	1.28	0.04	1.30
3	Dadar & Nagar Haweli (incl. Daman & Diu)	0.00	0.01	0.29	0.54	0.29	0.55
4	Delhi	0.04	3.30	0.25	31.88	0.29	35.18
5	Jammu & Kashmir	0.11	0.06	4.39	5.31	4.50	5.36
6	Ladakh	0.002	0.01	0.31	0.11	0.31	0.11
7	Lakshdweep	0.02	0.00002	0.03	0.003	0.05	0.003
8	Puduchery	0.04	0.06	0.35	0.76	0.39	0.82
Total		11.11	17.75	396.22	544.53	407.33	562.27
Grand Total		28.85		940.75		969.60	

Table 1.31: Internet Subscriber Base and Market Share of top 10 Service Providers

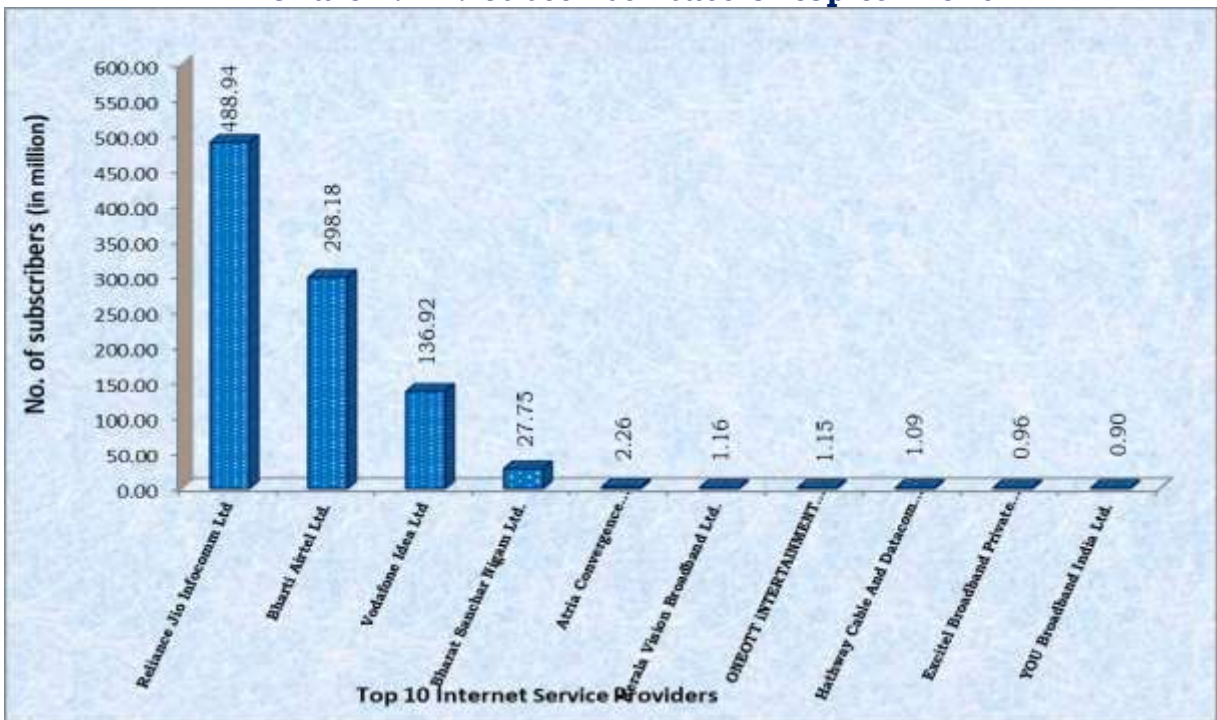
S.No	ISP	No. of Subscribers (In million)	Share (%)
1	Reliance Jio Infocomm Ltd	488.94	50.43%
2	Bharti Airtel Ltd.	298.18	30.75%
3	Vodafone Idea Ltd	136.92	14.12%
4	Bharat Sanchar Nigam Ltd.	27.75	2.86%
5	Atria Convergence Technologies Limited	2.26	0.23%
6	Kerala Vision Broadband Ltd.	1.16	0.12%
7	ONEOTT iENTERTAINMENT LIMITED	1.15	0.12%
8	Hathway Cable And Datacom Limited	1.09	0.11%
9	Excitel Broadband Private Limited	0.96	0.10%
10	YOU Broadband India Ltd.	0.90	0.09%
Total of Top 10 ISPs		959.31	98.94%
Others		10.30	1.06%
Grand Total		969.60	100

1.47 Reliance Jio holds the top position with 50.43% of market share of internet subscribers followed by Bharti Airtel Ltd with 30.75% at the QE Jun-24. M/s Vodafone Idea Ltd held the third position in respect of internet subscriber base with market share of 14.12%.

1.48 Out of total 1242 internet service providers, top 10 Service Providers together hold 98.94% of total internet subscriber base at the QE Jun-24. Detailed table of number of internet subscriber base (broadband and narrowband) of all the service providers is available at **Annexure-1.5**.

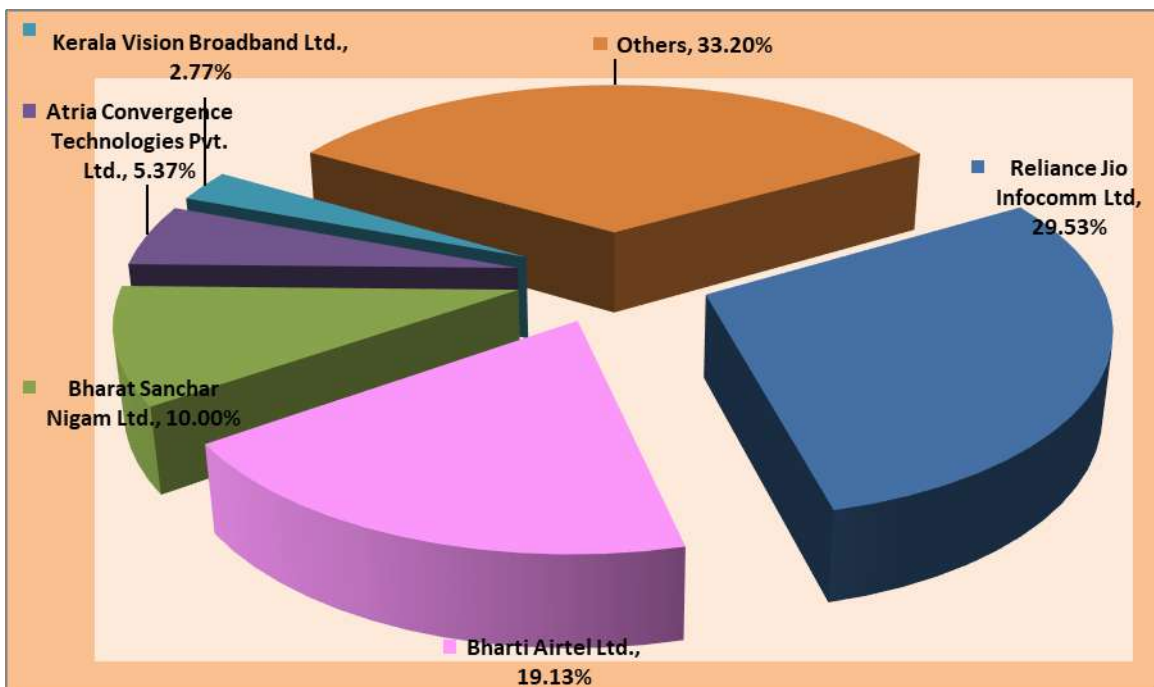
1.49 The following chart depicts the internet subscriber base of top ten Internet Service Providers (ISPs) in the QE Jun-24.

Chart 1.17 : Subscriber base of top ten ISPs



1.50 Out of total 42.04 million wired internet subscribers, Reliance Jio Infocomm Ltd holds 29.53% market share with 12.41 million subscribers, followed by Bharti with 8.04 million subscribers.

Chart 1.18: Composition of Wired Internet subscribers



1.51 In wireless internet segment, Reliance Jio holds 51.37% market share with 476.53 million subscribers followed by Bharti Airtel Ltd with 31.28% and 290.14 million wireless internet subscribers at the QE Jun-24.

Chart 1.19: - Composition of Wireless Internet subscription

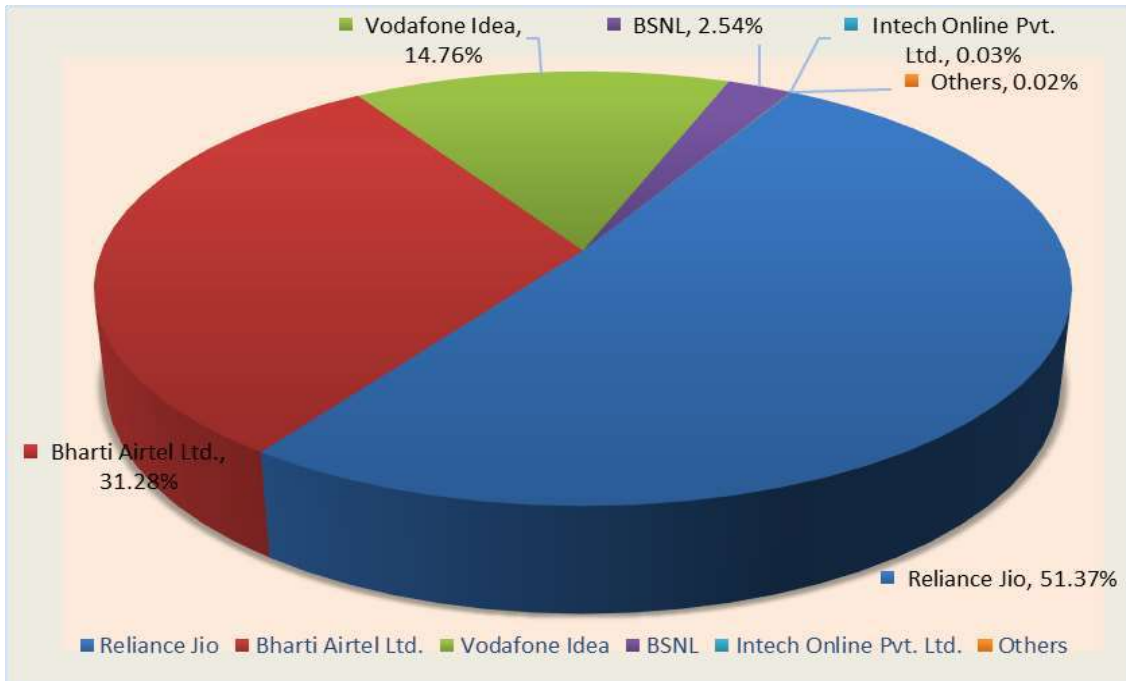


Chart 1.20 : Technology trend for Wireless Internet Access

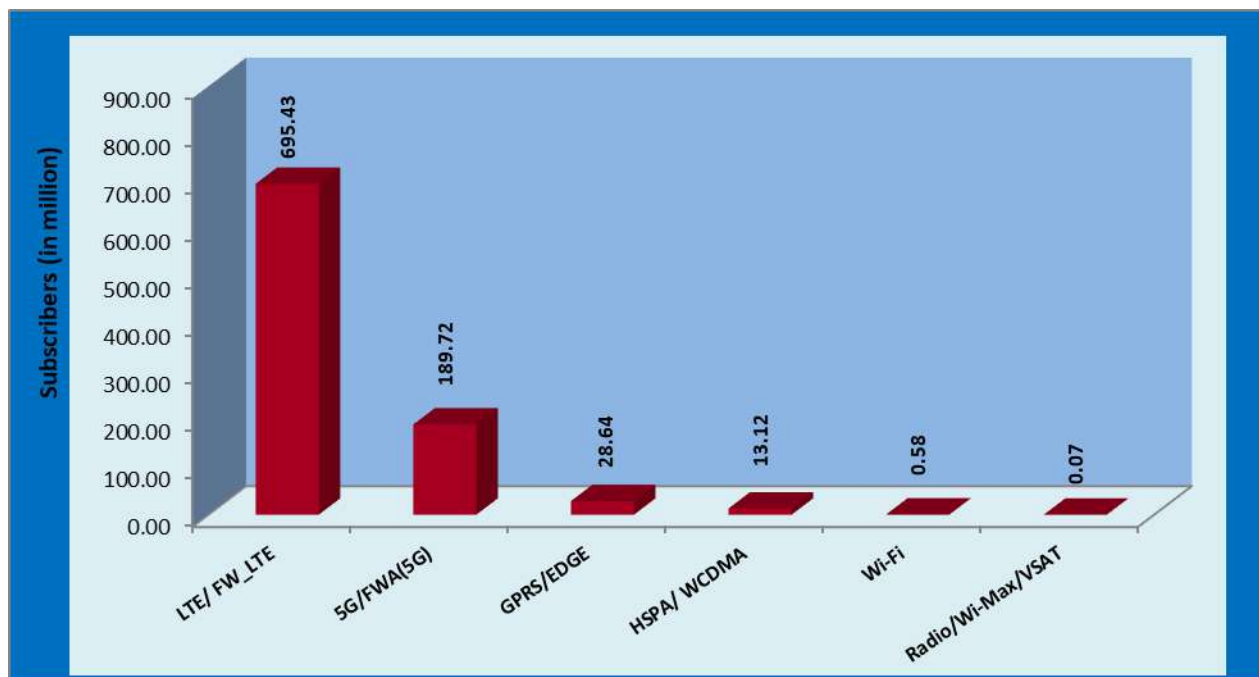
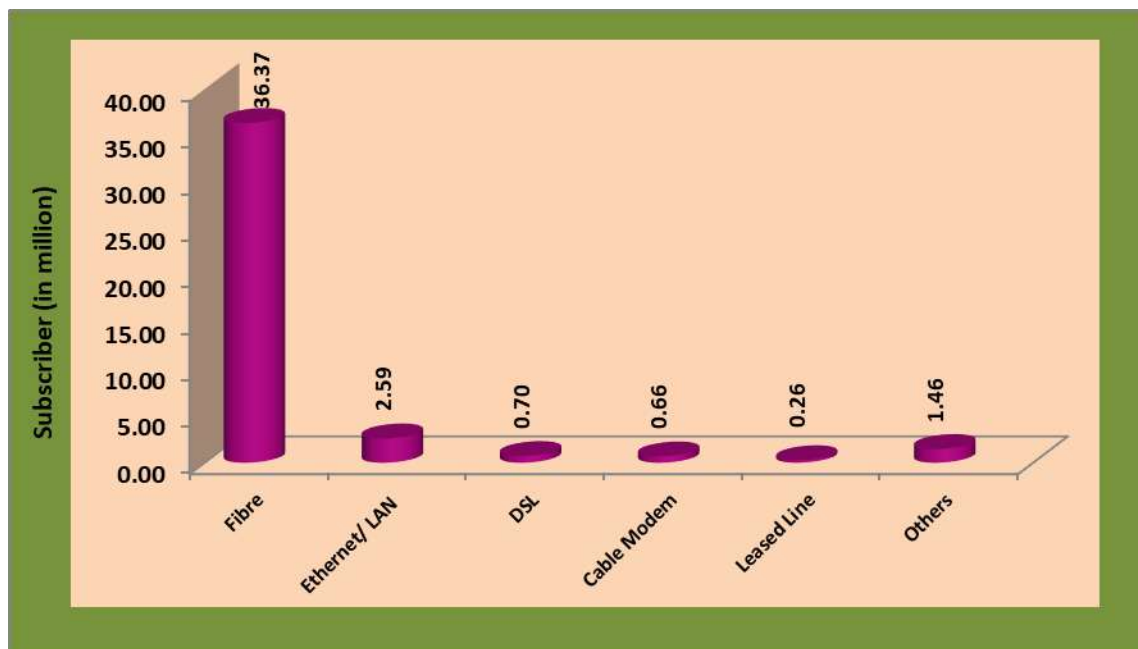


Chart 1.21: Technology trend for Wired Internet Access



1.52 Top five Telecom Service Areas in terms of internet subscriptions (wired+wireless) are: -

S. No.	Telecom Service Area	Jun-24
1	Maharashtra	80.60
2	Uttar Pradesh East	79.17
3	Bihar	75.16
4	Andhra Pradesh	72.11
5	Madhya Pradesh	67.18

Table 1.32 : Service Area wise number of Internet Subscribers per 100 population at the end of Jun-24

Service Area	Internet Subscribers (in million)			No. of Internet subscribers per 100 population		
	Rural	Urban	Total	Rural	Urban	Total
Andhra Pradesh	31.21	40.90	72.10	58.79	105.82	78.60
Assam	13.21	7.03	20.24	43.35	123.64	55.98
Bihar	48.91	26.24	75.16	34.27	98.67	44.38
Delhi	1.33	55.63	56.96	-	-	260.27
Gujarat	19.33	37.90	57.22	52.22	102.35	77.29
Haryana	9.77	10.93	20.69	55.70	83.04	67.42
Himachal Pradesh	4.07	2.62	6.68	60.38	336.27	88.93
Jammu & Kashmir	4.81	5.47	10.29	49.65	126.13	73.29
Karnataka	21.00	37.70	58.70	55.98	122.60	85.99
Kerala	16.70	18.11	34.81	211.83	64.31	96.59
Madhya Pradesh	29.38	37.79	67.18	34.77	110.93	56.64
Maharashtra	33.89	46.70	80.60	53.68	122.57	87.60
Mumbai	1.33	31.31	32.65			
North East	5.52	5.04	10.56	53.71	89.06	66.27
Orissa	16.75	8.49	25.24	46.58	99.81	56.77
Punjab	9.92	19.21	29.13	55.48	133.77	90.35
Rajasthan	26.47	26.74	53.21	44.00	121.40	64.74
Tamil Nadu	17.82	45.68	63.50	49.79	106.05	80.52
UP (East)	46.49	32.67	79.17	36.99	96.58	51.77
UP (West)	23.24	27.36	50.60			
Kolkata	1.43	18.11	19.54	41.52	102.57	64.40
West Bengal	24.75	20.64	45.39			
Total	407.33	562.27	969.60	45.12	112.48	69.12

* Population data/projections are available state-wise only.

Notes:

- No. of total internet subscribers per 100 population is derived from the subscriber data provided by the operators and the and the projection of population from the 'Report of the Technical Group on Population Projections for India and States 2011 - 2036', which is available under the link https://main.mohfw.gov.in/sites/default/files/Population%20Projection%20Report%202011-2036%20-%20upload_compressed_0.pdf
- Data/information for Andhra Pradesh includes Telengana, Madhya Pradesh includes Chhatishgarh, Bihar includes Jharkhand, Maharashtra includes Goa, Uttar Pradesh includes Uttarakhand, West Bengal includes Sikkim and North-East includes Arunachal Pradesh, Manipur, Meghalaya, Mizoram, Nagaland & Tripura states.

Table 1.33 : State/UT wise number of Internet Subscribers per 100 population at the end of Jun-24

S.N.	State(s)	Total Subscribers (In million)			Tele-density (%)		
		Rural	Urban	Total	Rural	Urban	Total
1	Andhra Pradesh	18.04	17.90	35.94	53.87	89.92	67.31
2	Arunachal Pradesh	0.55	0.38	0.94	47.39	93.35	59.32
3	Assam	13.21	7.03	20.24	43.35	123.66	55.98
4	Bihar	37.74	17.46	55.21	33.34	109.14	42.73
5	Chattisgarh	8.62	8.90	17.52	38.85	105.47	57.20
6	Goa	0.83	1.62	2.45	229.51	132.36	154.54
7	Gujarat	19.03	37.34	56.38	51.76	104.08	77.60
8	Haryana	10.08	19.97	30.05	57.46	151.76	97.89
9	Himachal Pradesh	4.07	2.62	6.68	60.38	336.26	88.92
10	Jharkhand	11.17	8.78	19.95	37.82	82.86	49.71
11	Karnataka	21.00	37.70	58.70	55.98	122.60	85.99
12	Kerala	16.65	18.10	34.75	211.12	64.45	96.61
13	Madhya Pradesh	20.76	28.89	49.65	33.32	112.72	56.46
14	Maharashtra	34.39	76.39	110.79	52.70	122.37	86.77
15	Manipur	0.98	1.35	2.32	44.53	126.06	71.25
16	Meghalaya	1.36	0.76	2.13	50.69	108.98	62.76
17	Mizoram	0.54	0.72	1.25	96.05	103.36	100.10
18	Nagaland	1.00	0.69	1.69	84.31	64.09	74.66
19	Odisha	16.75	8.49	25.24	46.58	99.81	56.77
20	Punjab	9.88	17.82	27.69	55.24	135.87	89.35
21	Rajasthan	26.47	26.74	53.21	44.00	121.40	64.74
22	Sikkim	0.37	0.29	0.67	111.27	80.59	95.39
23	Tamil Nadu incl. Chennai	17.43	44.88	62.31	49.39	107.16	80.75
24	Telangana	13.17	22.99	36.16	67.20	122.71	94.33
25	Tripura	1.09	1.15	2.24	43.99	67.04	53.37
26	Uttar Pradesh (UPE+UPW)	65.51	66.46	131.98	36.19	114.89	55.25
27	Uttarakhand	4.96	5.06	10.02	66.27	117.40	84.94
28	West Bengal incl. Kolkata	25.59	38.24	63.82	40.95	102.67	64.00
Union Territories							
1	Andaman & Nicobar Islands	0.21	0.21	0.42	95.48	115.86	104.61
2	Chandigarh	0.04	1.30	1.34	-	-	107.11
3	Dadar & Nagar Haweli (incl. Daman & Diu)	0.29	0.55	0.85	122.44	48.08	60.96
4	Delhi	0.29	35.18	35.47	-	-	162.09
5	Jammu & Kashmir	4.50	5.36	9.87	47.45	126.41	71.84
6	Ladakh	0.31	0.11	0.42	150.99	114.08	139.20
7	Lakshdweep	0.05	0.00	0.06	-	-	83.63
8	Puduchery	0.39	0.82	1.21	77.92	68.65	71.39
Total		407.33	562.27	969.60	45.12	112.48	69.12

ISP Connectivity

1.53 The International Internet bandwidth owned by various service providers is reported to be 49,523 Gbps during the quarter ending Jun-24 as compared to 47,786 Gbps during the previous quarter.

Public WiFi Hotspot

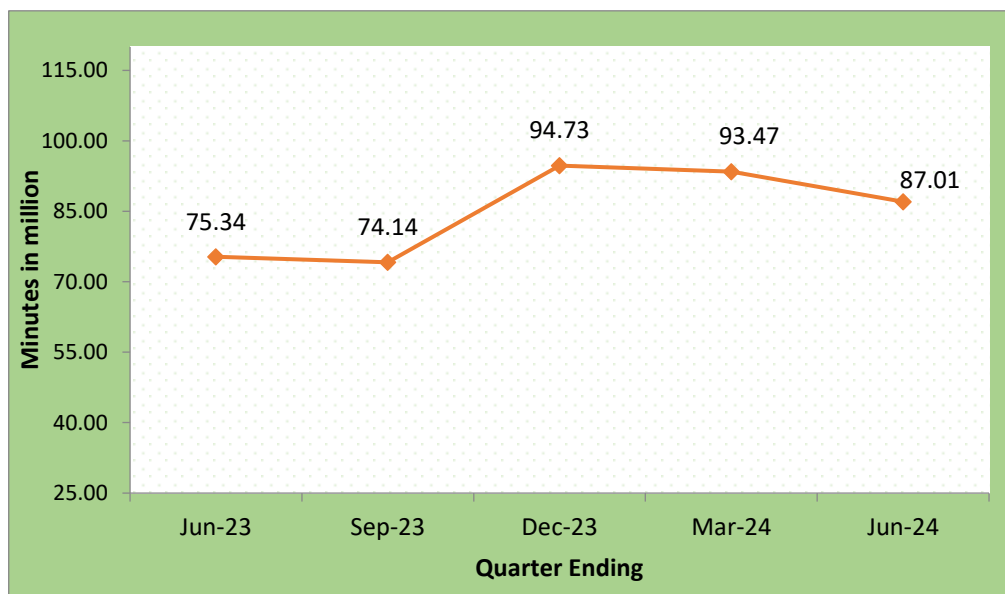
1.54 A public Wi-Fi hotspot is an area where you can access Wi-Fi enabled internet. These areas are usually created in places such as malls, coffee shops, airports, stadiums, and parks to name a few. As per the information furnished by operators, the details as on 30th June, 2024 as tabulated below. State/UT wise information on Public Wi-Fi Hotspots, as on 30th June, 2024, available at **Annexure-1.6.**

S. No.	Category	QE Mar-24	QE Jun-24	Growth (%)
1	Public Wi-Fi Hotspots	165147	164909	-0.14%
2	Number of Access Points	385083	385321	0.06%
3	Number of unique Wi-Fi Users	7100892	6744732	-5.02%
4	Aggregate Data Consumed (TB)	13,274	13,094	-1.36%

Internet Telephony

1.55 As per the reports received from 14 service providers, providing Internet Telephony services, the total outgoing minutes of usage for internet telephony decreased from 93.47 million minutes at the end of Mar-24 to 87.01 million minutes at the end of Jun-24. List of Internet Telephony Service providers is available at **Annexure-1.7.**

Chart 1.22 : Trends in MOU for Internet Telephony

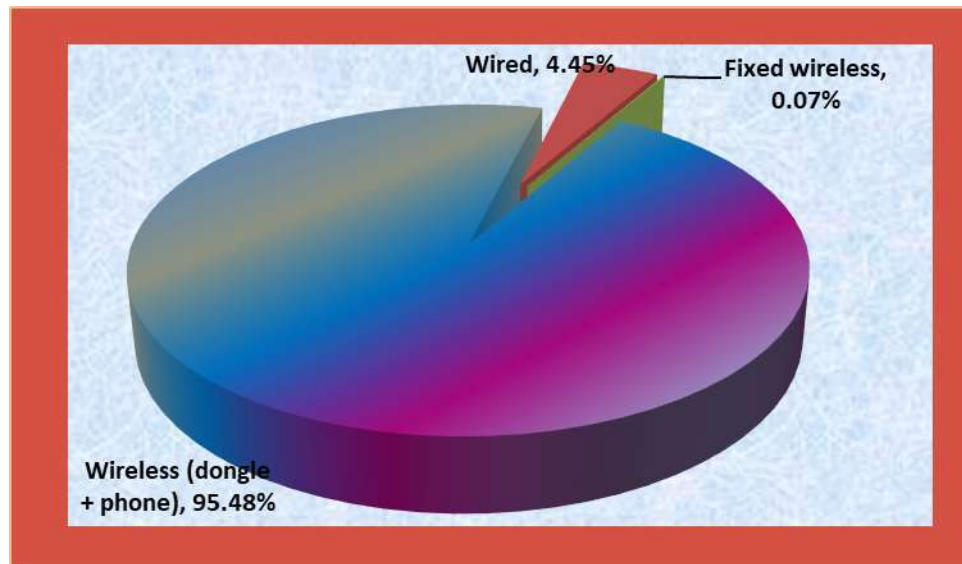


Part-II : Broadband Service (Download Speed \geq 2Mbps)

- 1.56 The total number of broadband subscribers increased from 924.07 million at the end of Mar-24 to 940.75 million at the end of Jun-24. Out of which number of wired broadband subscribers are 41.83 million and wireless broadband subscribers are 898.92 million.
- 1.57 Top five broadband (wired+wireless) service providers in term of subscribers are Reliance Jio 488.94 million, Bharti Airtel 281.36 million, Vodafone Idea Ltd 127.82 million, BSNL 25.02 million and Atria Convergence 2.26 million.
- 1.58 In wired broadband segment, Reliance Jio Infocomm Ltd. holds 29.68% market share with 12.41 million subscribers followed by Bharti Airtel Ltd. with 8.04 million subscribers in QE Jun-24.
- 1.59 In wireless broadband segment, Reliance Jio holds 53.01% market share with 476.53 million subscribers followed by Bharti Airtel Ltd 30.41% with 273.32 million subscribers in QE Jun-24.

1.60 Top five service areas in respect of broadband subscriptions at Q.E. Jun-24 are Maharashtra 78.95 million, U.P.-East 76.86 million, Bihar 73.20 million, Andhra Pradesh 70.22 million and Madhya Pradesh 66.04 million.

Chart 1.23 : Composition of Broadband subscription – Technology wise



1.61 Mobile Device Users (dongle+phone) constitute 95.48% of total broadband subscribers at the end of Jun-24.

Part-III : Narrowband Service (Download Speed <2 Mbps)

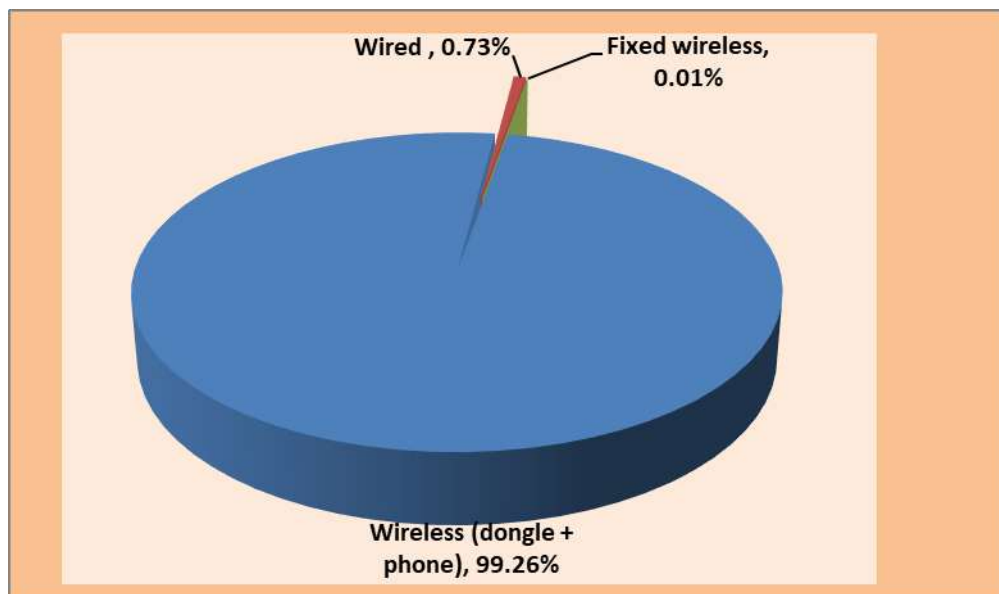
1.62 Total number of narrowband subscribers decreased from 30.34 million at the end of Mar-24 to 28.85 million at the end of Jun-24 with the quarterly rate of decline 4.89%. Out of 28.85 million narrowband subscribers, Wired Narrowband subscribers are 0.21 million and Wireless Narrowband subscribers are 28.64 million.

1.63 The top five narrowband (wired+wireless) service providers in term of subscriber base are Bharti Airtel 16.82 million, Vodafone Idea Ltd 9.09 million, BSNL 2.73 million, YOU Broadband India Ltd. 0.18 million and MTNL 0.01 million at the end of Jun-24.

1.64 In wired narrowband segment, YOU Broadband India Ltd. hold 83.99% market share with 0.18 million subscribers followed by BSNL with 0.02 million subscribers.

1.65 In wireless narrowband segment, Bharti Airtel holds 58.73% market share with 16.82 million subscribers followed by Vodafone Idea Ltd with 9.09 million subscribers at the end of Jun-24.

Chart 1.24 : Composition of Narrowband subscription – Technology wise



Section E: - Other Value Added Services - PMRTS & VSAT

Public Mobile Radio Trunk Services (PMRTS)

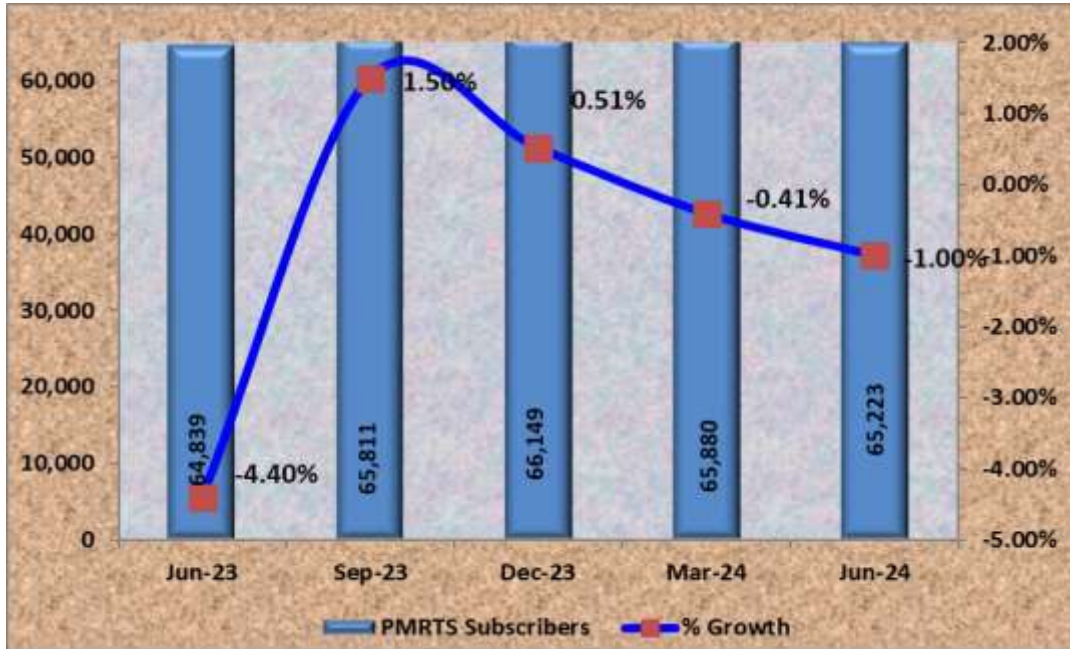
1.66 The subscriber base of PMRTS decreased from 65,880 at the end of Mar-24 to 65,223 at the end of Jun-24 with quarterly rate of decline 1%.

Table 1.34 : PMRTS Subscriber base - Service Provider wise

Sl. No	Name of the Service Provider	Subscriber Base as on 31.03.2024	Subscriber Base as on 30.06.2024	Net Addition	% Growth in subscribers in QE Jun-24
1	Arya Omnitalk Radio Trunking Services Pvt. Ltd.	53,076	52,544	-532	-1.00%
2	Procall Ltd.	4,320	4,167	-153	-3.54%
3	Quick Call	1,982	1,948	-34	-1.72%
4	Inative Networks Pvt Ltd	1,820	1,820	0	0.00%
5	Smartalk Pvt Ltd	1,403	1,385	-18	-1.28%
6	Bhilwara Telenet Services Pvt Ltd	823	843	20	2.43%
7	Wiwonet Solutions Pvt Ltd	1,146	1,146	0	0.00%
8	Airtalk Solutions & Services Pvt Ltd	1,310	1,370	60	4.58%
Total		65,880	65,223	-657	-1%

1.67 Detailed table on Service Area wise subscriber base of PMRTS as on 30th June, 2024 is available at **Annexure-1.8**.

Chart 1.25 : Number of PMRTS subscribers & Rate of Growth (%)



Very Small Aperture Terminal (VSAT)

1.68 The total number of VSAT subscribers decreased from 2,53,250 at the end of Mar-24 to 2,51,840 at the end of Jun-24. Net decrease during the quarter has been 1410 at the rate of decline 0.56%.

Chart 1.26 : Number of VSAT Subscribers & Rate of Growth (%)



Table 1.35: - VSAT Service Providers currently providing service & their subscriber base

Sr. No	Name of Service Providers	Subscriber base at the Quarter ending		Net Addition	%age Growth	Market Share (%) Jun-24
		Mar-24	Jun-24			
1	Hughes Communications Ltd.	1,79,732	1,80,349	617	0.34%	71.61%
2	Nelco Ltd.	65,484	63,588	-1896	-2.90%	25.25%
3	BSNL	5,333	5,212	-121	-2.27%	2.07%
4	Infotel Satcom	2,694	2,684	-10	-0.37%	1.07%
5	Cloudcast Digital	7	7	0	0.00%	0.00%
Total		2,53,250	2,51,840	-1410	-56%	100

1.69 Hughes Communications Ltd. is the market leader having 1,80,349 subscribers with market share of 71.61% followed by Nelco Ltd. having 63,588 subscribers with market share of 25.25% at the end of Jun-24.

1.70 In term of net addition except Hughes Communications Ltd. and Cloudcast Digital all other service providers have registered decline in their VSAT subscribers during this quarter.

Chapter 2 :

Revenue and Usage

Wireless Services

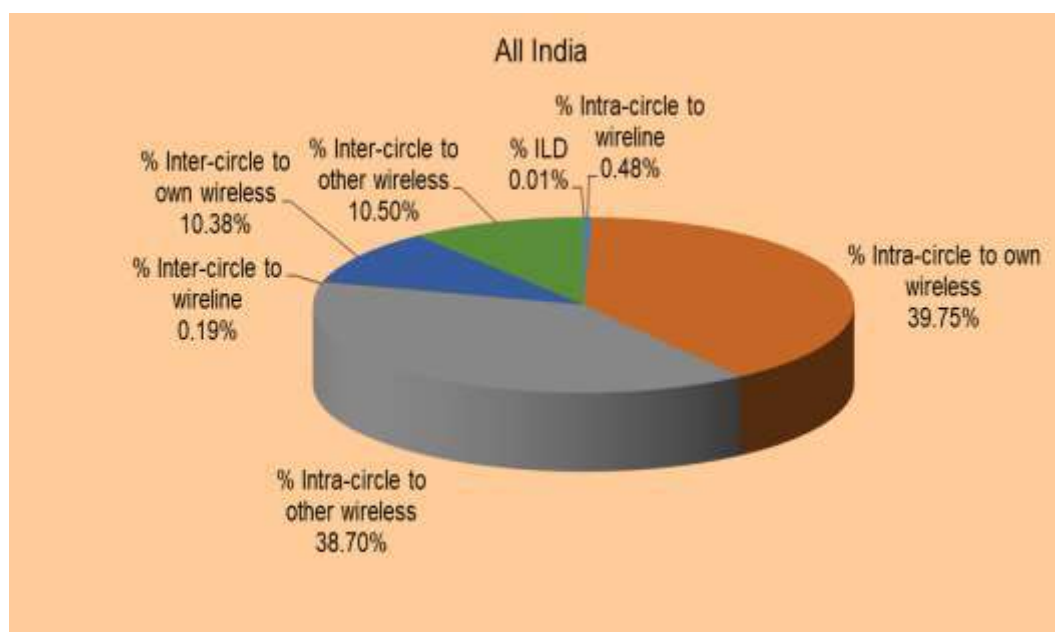
-
- For all the parameters, Metros indicate data for Delhi, Mumbai & Kolkata. Data for Chennai service area has been included in Circle A, as part of TN.
 - ARPU arrived after adjusting interconnect usage charges and roaming settlement charges.
 - The data contained in this section covers the licensees, who have been providing service during the entire period from 1st April, 2024 to 30th June, 2024 in the various service areas.

Table 2.1: Key Indicators – Wireless Services

Parameter	June-24	Mar-24	June-23	QoQ %age change	YoY %age change
Share of Prepaid (%)	92.20%	92.36%	91.74%	-0.17%	0.50%
Incoming MOU per subscriber per month	486.77	497.40	479.63	-2.14%	1.49%
Outgoing MOU per subscriber per month	486.83	497.68	480.07	-2.18%	1.41%
No. of Outgoing SMS per subscriber per month	10.90	10.94	12.04	-0.31%	-9.42%
Average Revenue Per User (ARPU) per month (Rs.)	157.45	153.54	145.64	2.55%	8.11%

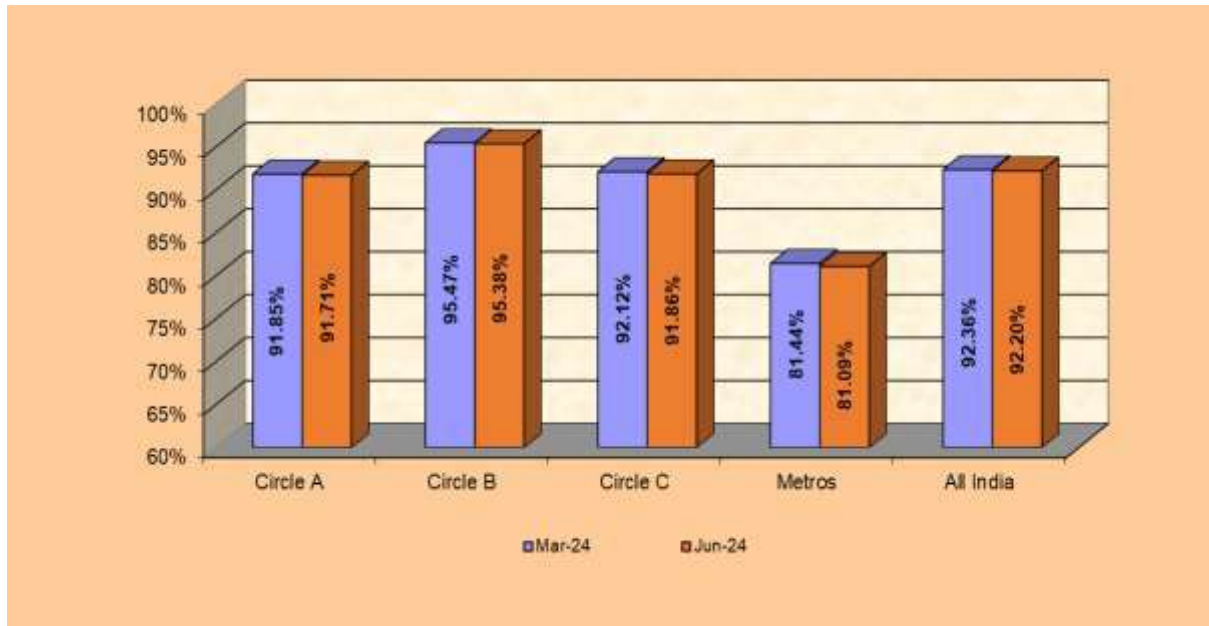
2.1 The following chart presents % break-up of outgoing minutes from Home Service Area (HSA) in the QE Jun-24.

Chart 2.1: % Break-up of Outgoing minutes from Home Service Area (HSA) during Q.E. Jun-2024



2.2 The following chart presents pre-paid subscribers as a % of total subscribers as on the last day of the respective quarters for various categories of circles.

Chart 2.2: Pre-paid subscribers as a percent of total subscribers



Note: Based on subscriber figures as on the last day of the quarter.

- 2.3 The Market share of pre-paid segment has decreased from 92.36% at the end of Mar-2024 to 92.20% at the end of June-2024.
- 2.4 Overall blended ARPU increased by 2.55% from Rs.153.54 in Q.E. Mar-2024 to Rs.157.45 in Q.E. June-2024. The ARPU for private service providers increased by 2.48% from Rs.160.61 in Q.E. Mar-2024 to Rs.164.60 in Q.E. Jun-2024 and for PSU decreased by 2.09% from Rs.69.92 in Q.E. Mar-2024 to Rs.68.48 in Q.E. Jun-2024.
- 2.5 The ARPU per month for the pre-paid segment is Rs.154.80 and for the post-paid segment is Rs.189.17 for Q.E. Jun-2024.
- 2.6 The following table presents the ARPU per month for various categories of circles and platforms for payment viz. post-paid and pre-paid.

Table 2.2: Monthly ARPU – Wireless Services in QE Jun-24

Circle Category	ARPU per month (in Rs.)		
	Post-paid	Pre-paid	Blended
Circle A	215.96	173.20	176.72
Circle B	160.82	145.81	146.49
Circle C	160.46	152.52	153.16
Metros	198.31	132.11	144.47
All India	189.17	154.80	157.45
All private SPs	194.04	162.07	164.60
BSNL/MTNL	97.87	66.85	68.48

2.7 The following table presents the composition of ARPU per month for QE Jun-24.

Table 2.3: Composition of ARPU per month - Wireless Services

S.No.	Item	Revenue (excl. service tax) per subscriber per month (in Rs.)	% Share of total revenue per subscriber per month
1	Usage from Home Service Area		
1.1.	Rental Revenue	0.85	0.52
1.2.	Revenue from calls	14.39	8.86
1.3.	Revenue from SMS	0.17	0.11
1.4.	Revenue from data usage	139.99	86.20
1.5.	Revenue from Other VAS	1.12	0.69
1.6.	Other revenue	4.17	2.57
2	B. Usage outside Home Service Area		
2.1	Revenue from outroamers	1.72	1.06
3	C. Total revenue from home subscribers (A+B)	162.40	100
4	D. Revenue from inroamers and interconnect charges received	23.24	
5	E. Total Gross Revenue (C+D)	185.64	
6	F. Net inter-operable settlement charges payable	-28.19	
7	Net Revenue (ARPU) (E+F)	157.45	

* includes Interconnect Usages Charges (IUC) and Roaming Settlement Charges (RSC).

#There is a difference in ARPU calculated by TRAI and the figures published by TSPs in their financial statements. This is because each TSP has a different methodology to calculate the ARPU. For example, one of the TSPs calculated ARPU by dividing the service revenue by the average number of subscribers during the quarter. Another TSP calculated ARPU by dividing operating revenue as given in the P&L account for the quarter by the average subscriber base for the current and previous quarters. Further, TRAI calculates ARPU per month as Quarterly Revenue adjusted for interconnect usage charges and roaming settlement charges divided by average subscribers during the quarter for its own regulatory analysis. Therefore, the different methods result in a TRAI ARPU figure being less than what a TSP would declare in its quarterly financial results or presents to investors/Credit rating agencies.

2.8 On an all-India average, the overall MOU per subscriber per month decreased by 2.16% from 995 in Q.E. Mar-2024 to 974 in Q.E. Jun-2024.

2.9 The following table presents the total MOU (usage from, and outside, the home service area) per subscriber per month for various categories of circles and various platforms for payment viz. post-paid and pre-paid during Q.E. Jun-24.

Table 2.4: MOU per subscriber per month - QE Jun-24

Circle category	MOU per subscriber per month								
	Post-paid			Pre-paid			Blended		
	Outgoing MOU	Incoming MOU	Total MOU	Outgoing MOU	Incoming MOU	Total MOU	Outgoing MOU	Incoming MOU	Total MOU
Circle A	268	255	523	457	454	911	442	438	879
Circle B	268	268	537	500	503	1003	489	493	982
Circle C	337	331	668	620	635	1255	598	610	1208
Metro	245	228	473	493	467	960	446	423	869
All India	274	265	539	505	505	1010	487	487	974

2.10 The overall ratio of incoming MOUs and outgoing MOUs for the Q.E. Jun-2024 is 50:50.

2.11 Average number of Outgoing SMS per subscriber per month is 11 in Q.E. Jun-2024. The following table presents the outgoing SMS usage (usage from and outside, the home service area) per subscriber per month for various categories of circles and various categories of subscribers viz. post-paid and pre-paid during Q.E. Jun-2024.

Table 2.5: No. of Outgoing SMS per subscriber per month during QE Jun-24

Circle category	Outgoing SMS per subscriber per month		
	Post-paid	Pre-paid	Blended
Circle A	13	11	11
Circle B	6	10	10
Circle C	11	15	14
Metro	9	8	8
All India	10	11	11

Chart 2.3 : Minutes of Usage by Out-roamers as a % of Total Minutes of Usage during Q.E. Jun-2024

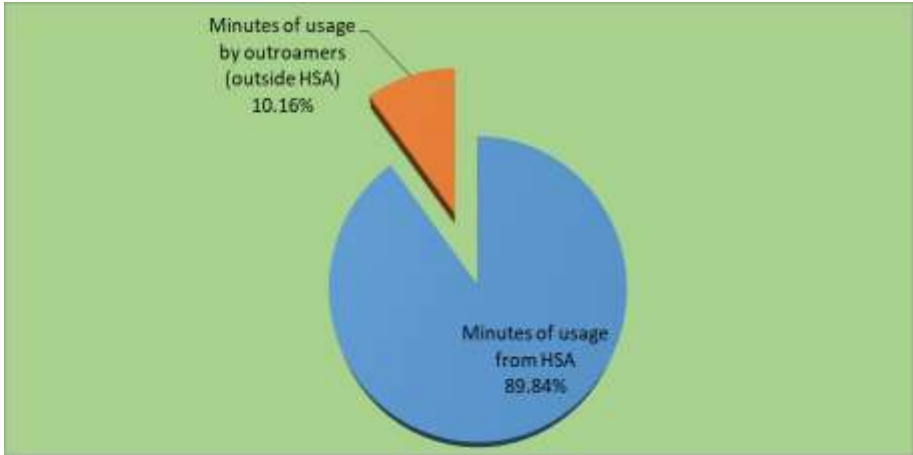
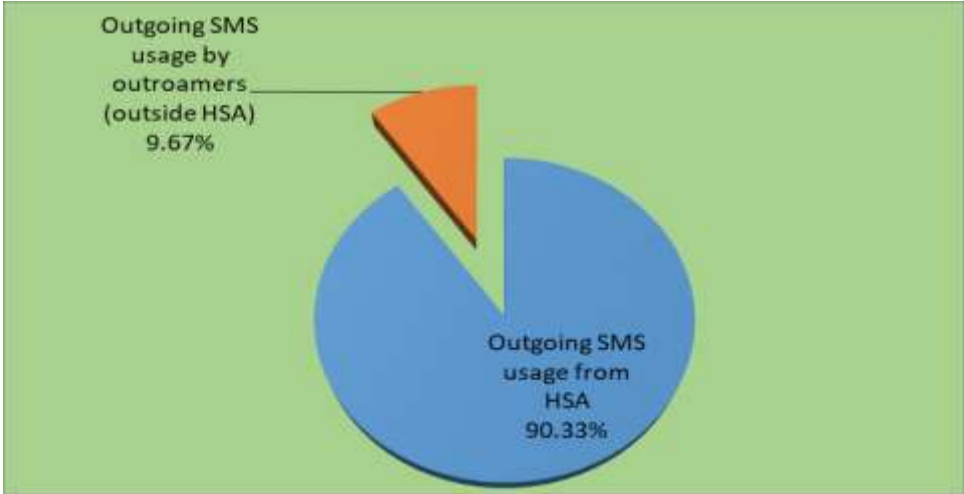


Chart 2.4: Outgoing SMS Usage by Out-roamers as a % of Total No. of Outgoing SMS Usage during Q.E. Jun-2024



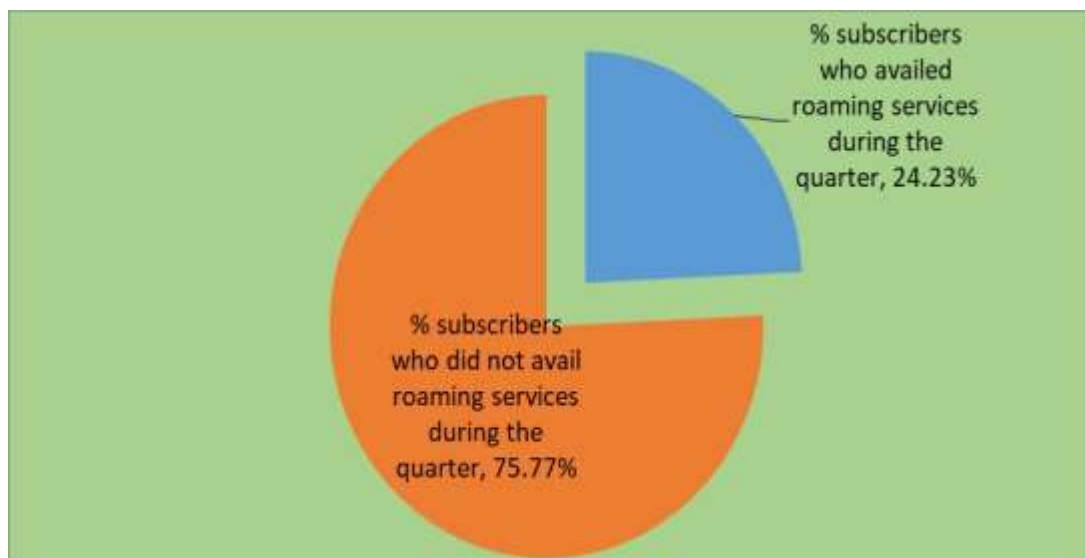
2.12 The following table presents the percentage break-up of outgoing minutes of usage from home service area between various categories of termination networks in the Q.E. Jun-24.

Table 2.6: % Break-up of Outgoing minutes from Home Service Area (HSA) during the Q.E. Jun-2024

Category	% Intra-circle to wireline	% Intra-circle to own wireless	% Intra-circle to other wireless	% Inter-circle to wireline	% Inter-circle to own wireless	% Inter-circle to other wireless	% ILD
Circle A	0.42%	42.32%	43.07%	0.16%	6.94%	7.06%	0.01%
Circle B	0.50%	38.64%	39.71%	0.16%	10.28%	10.71%	0.01%
Circle C	0.40%	42.41%	32.94%	0.18%	12.61%	11.44%	0.00%
Metros	0.77%	28.90%	30.68%	0.40%	18.78%	20.44%	0.03%
All India	0.48%	39.75%	38.70%	0.19%	10.38%	10.50%	0.01%

2.13 The following chart presents the share of outroamers (who had availed roaming services) as a percentage of total subscribers during Q.E. Jun-24.

Chart 2.5: % Share of outroamers as a percentage of total subscribers during Q.E. Jun-2024



2.14 The usage pattern of outroamers i.e. usage from outside the home service area shows that incoming minutes accounts for 48.20% of the total minutes of usage by outroamers in Q.E. Jun-2024 as against 48.07% in the Q.E. Mar-2024. The chart given below presents the break-up of minutes of usage of outroamers.

Chart 2.6: % Break-up of minutes of usage (MOU) of out-roamers (usage from outside the Home Service Area)

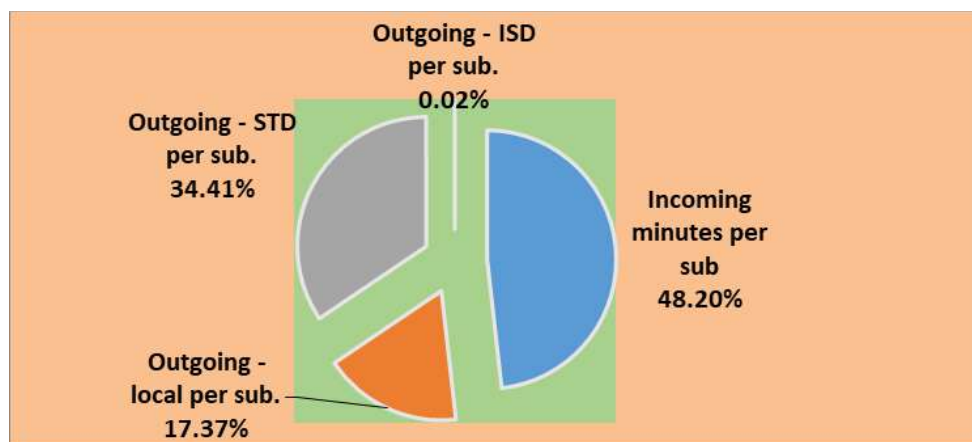


Table 2.7: Trends of Key Parameters - Wireless Services

Parameter	Jun-23	Sep-23	Dec-23	Mar-24	Jun-24
1. ARPU (Rs. Per month)	146	150	153	154	157
2. Average revenue Realization per subscriber per GB wireless data (in Rs.)	9.44	9.22	9.13	8.74	8.31
3. MOU per subscriber per month	960	948	955	995	974
4. Outgoing MOU per subscriber per month					
4.1 Local (Intra-circle)	357	350	356	366	361
4.2 NLD (inter-circle)	123	124	126	131	126
4.3 ILD	0.05	0.04	0.04	0.04	0.04
5. Average no. of Outgoing SMS per subscriber per month	12	12	11	11	11

2.15 Service Area wise statistics are available at **Annexure-2.1**.

Chapter 3 :

Financial Data of Telecom Service Sector

Table 3.1: Gross Revenue (GR), Applicable Gross Revenue (ApGR), Adjusted Gross Revenue (AGR), License Fee (LF) & Spectrum Charges

Particulars	QE Jun-23 (Rs. in Crore)	QE Mar-24 (Rs. in Crore)	QE Jun-24 (Rs. in Crore)	Q-O-Q % Change	Y-O-Y % Change
Gross Revenue (GR)	80899	87,926	86031	-2.16%	6.34
Applicable Gross Revenue (ApGR)	78349	83,945	83087	-1.02%	6.05
Adjusted Gross Revenue (AGR)	65624	70,462	70555	0.13%	7.51
Pass Through Charges (PTC)	13220	13,482	12561	-6.84%	-4.99
License Fee (LF)	5246	5,637	5645	0.14%	7.62
Spectrum Usage Charges (SUC)	818	869	873	0.37%	6.66

3.1 Gross Revenue (GR) decreased by 2.16%, Applicable Gross Revenue (ApGR) decreased by 1.02% and Adjusted Gross Revenue (AGR) increased by 0.13% during QE Jun-24. On YoY basis GR increased by 6.34%, ApGR increased by 6.05% and AGR increased by 7.51% in QE Jun-24.

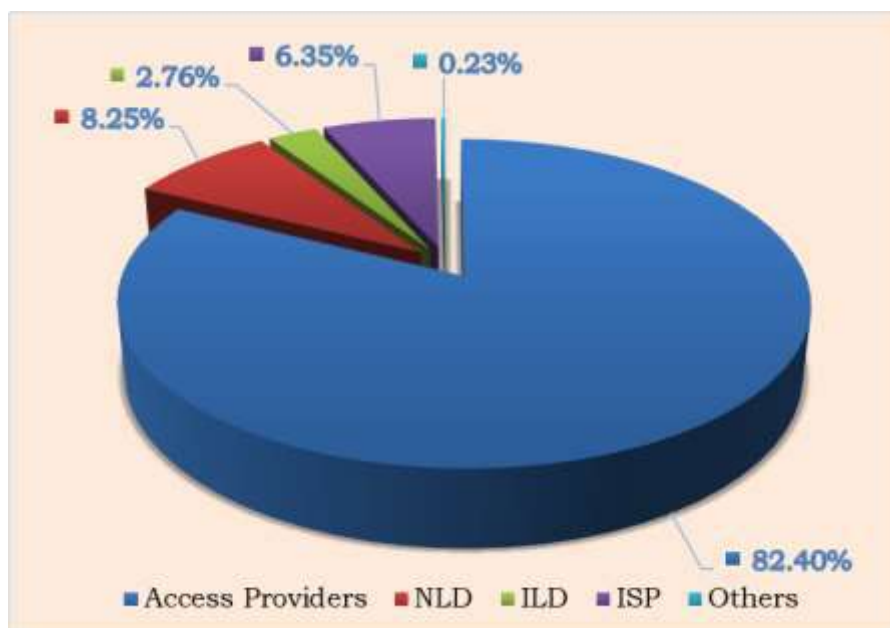
3.2 Pass through charges decreased by 6.84% in QE Jun-24 and on YoY basis it also decreased by 4.99%.

3.3 Pass-through charges as a percentage of Gross Revenue are 14.60% in QE Jun-24 as against 15.33% in the previous quarter.

**Table 3.2: Financial performance of service segments in Q.E. Jun, 24
(in Rs. Crore)**

Service	GR	ApGR	AGR	LF	SUC	PTC
Access Providers	69,740.24	67,801.50	58,139.95	4,651.80	867.44	9,661.55
NLD	6,586.58	6,088.16	5,821.47	465.84	-	266.69
ILD	3,468.20	3,385.21	1,950.47	157.64	0.12	1,434.74
ISP	6,066.83	5,646.27	4,482.93	358.68	-	1,191.89
Others	168.87	166.05	160.29	11.26	4.95	5.76
Total	86030.72	83087.19	70555.11	5645.22	872.51	12560.64

Chart 3.1: Composition of Adjusted Gross Revenue



3.4 Access services contributed 82.40% of the total Adjusted Gross Revenue of telecom services. In Access services, Gross Revenue (GR), Applicable Gross Revenue (ApGR), Adjusted Gross Revenue (AGR), License Fee, Spectrum Usage Charges (SUC)⁸ and Pass Through Charges increased by -0.69%, 1.32%, 2.83%, 2.81%, 0.35% and -6.93% respectively in QE Jun-24.

Table 3.3: Access Services - Service Provider wise Adjusted Gross Revenue
(Rs.in Crore)

Service Provider	AGR			Q-o-Q Growth (%)	Y-o-Y Growth (%)
	(Rs. in Crore)				
	QE Jun 23	QE Mar 24	QE Jun 24		
Reliance Jio	23457.11	25330.97	25891.37	2.21	10.38
Bharti Airtel	19256	20951.91	22209.15	6.00	15.34
Vodafone Idea	7267.76	7370.75	7271.01	-1.35	0.04
BSNL	2049.95	1991.61	1905.91	-4.30	-7.03
Tata	598.91	662.3	658.77	-0.53	9.99
MTNL	142.79	156.61	146.40	-6.52	2.53

⁸ Spectrum Usage Charge is payable by the licensees providing mobile access services, as a percentage of their Adjusted Gross Revenue (AGR).

(Source – DoT License Agreement)

Reliance	47.19	45.23	43.43	-3.96	-7.97
V-Con Mobile & Infra	7	21.3	7.11	-66.64	1.53
Quadrant	8.37	4.27	2.99	-29.98	-64.30
GPX Services	2.78	3.83	2.72	-29.02	-2.03
Tata Play Broadband	0.3	0.81	0.81	0.37	167.26
Shyam Spectra	0.24	0.21	0.26	24.79	10.21
ZVC India Pvt. Ltd.	0	0.019	0.03	63.31	-
Ishan Netsol	0	-0.01	0.00	0.00	-
Fusionnet	-0.01	-0.01	-0.01	5.53	-59.54
Total	52838.40	56539.81	58139.95		

3.5 Public Sector Undertakings share in the Access AGR of telecom services is 3.53% in the QE Jun-24.

Table 3.4: Category-wise share in Adjusted Gross Revenue (AGR) of Access Services

LSA Category	QE June, 23		QE Mar, 24		QE, June, 24	
	AGR (Rs. in crore)	% share of AGR	AGR (Rs.in crore)	% share of AGR	AGR (Rs. In crore)	% share of AGR
Metro	5,463.91	10.34	6,003.55	10.62	6,050.81	10.41
A	19,480.40	36.87	20,800.85	36.79	20,811.06	35.79
B	19,837.17	37.54	21,087.78	37.30	22,254.27	38.28
C	8,056.92	15.25	8,647.62	15.29	9,023.81	15.52
Total	52,838.40		56,539.81		58,139.95	

Notes: -

1. Figures are **un-audited** and as submitted by the TSPs.
2. A copy of quarterly Statement(s) of Revenue and Licence Fee and Spectrum Charges filed with the licensor(DoT) is submitted by Telecom Service Providers to TRAI in reference to TRAI's Order No.RP-5/13/(8)/2022/FEA-II, dated 12th December, 2022.
3. The figures have been re-grouped wherever considered necessary for analysis purpose.
4. Percentage of contribution of Five TSPs of Public Sector (BSNL, MTNL, Rail Tel, Power Grid, Oil India and Bharat Broadband) to AGR in NLD Service and two TSPs of Public Sector (BSNL/MTNL) in Access Services and BSNL in ILD Services.
5. For all the parameters metros indicate data for Delhi, Mumbai and Kolkata. Data for Chennai Service Area has been included as part of Tamil Nadu

Chapter 4 : Quality of Service (QoS)

Section A: Quality of Service of Cellular Mobile Service Providers

Table 4.1: QoS Summary - Cellular Mobile Service

Summary of Performance of Service providers against identified parameters

S. No.	Parameters	Benchmark	No of PMRs where Service Providers are not meeting the benchmarks			
			QE March, 2024		QE June, 2024	
			Out of 88 PMRs		Out of 88 PMRs	
			Nos.	%age	Nos.	%age
I.	Network Related Parameters					
1	Network Availability					
(a)	BS Accumulated down-time (not available for service) (%age)	≤ 2%	0	0.00%	1	1.14%
(b)	Worst affected BS due to down-time (%age)	≤ 2%	0	0.00%	1	1.14%
2	Connection Establishment (Accessibility)					
(a)	Call Set-up Success Rate and Session Establishment Success Rate for Circuit Switched Voice or VoLTE as applicable (within licensee's own network)	≥ 95%	0	0.00%	0	0.00%
(b)	SDCCH/ Paging Channel Congestion/ RRC Congestion (%age)	≤ 1%	0	0.00%	2	2.27%
(c)	TCH, RAB and E-RAB congestion (%age)	≤ 2%	0	0.00%	1	1.14%
3	Connection Maintenance (Retain ability)					
(a)	Network QoS DCR Spatial Distribution Measure [Network_ QSD (90,90)]	≤ 2%	0	0.00%	0	0.00%
(b)	Network QoS DCR Temporal Distribution	≤ 3%	0	0.00%	0	0.00%

	Measure [Network_ QTD (97,90)]					
(c)	Connections with good voice quality, Circuit Switched Voice Quality and VoLTE quality	≥ 95%	0	0.00%	0	0.00%
(d)	Down Link (DL) Packet Drop Rate or DL-PDR	≤ 2%	0	0.00%	0	0.00%
(e)	Up Link (UL) Packet Drop Rate or UL-PDR	≤ 2%	0	0.00%	0	0.00%
4	Point of Interconnection (POI) Congestion (No. of POIs not meeting the benchmark)	≤ 0.5%	0	0.00%	0	0.00%
II. Customer Service Quality Parameters						
5	Metering and billing credibility - post paid	≤ 0.1%	0	0.00%	0	0.00%
6	Metering and billing credibility – prepaid	≤ 0.1%	0	0.00%	0	0.00%
7 (a)	Resolution of billing/charging/validity complaints	98% within 4 weeks	0	0.00%	0	0.00%
	Resolution of billing/charging/validity complaints	100% within 6 weeks	0	0.00%	0	0.00%
(b)	Period of applying credit/ waiver/ adjustment to customer's account from the date of resolution of complaints	within 1 week of resolution of complaint	0	0.00%	1	1.14%
8	Response time to the customer for assistance					
(a)	Accessibility of call centre/ customer care	≥ 95%	0	0.00%	0	0.00%
(b)	Percentage of calls answered by the operators (voice to voice) within ninety seconds	≥ 95%	3	3.41%	5	5.68%
9	Termination / Closure of service	≤ 7 days	0	0.00%	0	0.00%
10	Time taken for refund of deposits after closures	100% within 60 days	0	0.00%	0	0.00%

4.1 Comparison of Performance with the last quarter: -

The performance has deteriorated in this quarter, as compared to the previous quarter in respect of the following parameter: -

- i. BS Accumulated downtime (not available for service) (%age) $\leq 2\%$
- ii. Worst affected BSs due to downtime (%age) $\leq 2\%$
- iii. SDCCH/ Paging Channel Congestion/ RRC Congestion (%age) $\leq 1\%$
- iv. TCH, RAB and E-RAB Congestion (%age) $\leq 2\%$
- v. Period of applying credit/ waiver/ adjustment to customer's account from the date of resolution of complaints - 100% within 1 week of resolution of complaint
- vi. Percentage of calls answered by the operators (voice to voice) within ninety seconds $\geq 95\%$

Table 4.2: Parameter wise analysis of non-compliance of service providers

Parameter	Benchmark	Service Provider	Service Area	Performance in Parameters not met
BS Accumulated downtime (not available for service) (%age)	$\leq 2\%$	BSNL	North East	6.74%
Worst affected BSs due to downtime (%age)	$\leq 2\%$	BSNL	North East	6.10%
SDCCH/ Paging Channel Congestion/ RRC Congestion (%age)	$\leq 1\%$	BSNL	North East	2.23%
			West Bengal	1.23%
TCH, RAB and E-RAB Congestion (%age)	$\leq 2\%$	BSNL	North East	3.23%

Parameter	Benchmark	Service Provider	Service Area	Performance in Parameters not met
Period of applying credit/ waiver/ adjustment to customer's account from the date of resolution of complaints	100% within 1 week of resolution of complaint	MTNL	Mumbai	0.00%
Percentage of calls answered by the operators (voice to voice) within ninety seconds	=> 95%	AIRTEL	Kolkata	92.87%
			West Bengal	92.19%
Percentage of calls answered by the operators (voice to voice) within ninety seconds	=> 95%	BSNL	Andhra Pradesh	93.01%
			Kerala	93.95%
			Tamilnadu including Chennai	90.98%

4.2 Summary of Parameters where Service providers are fully complied against identified parameters: -

- a. Call Set-up Success Rate and Session Establishment Success Rate for Circuit Switched Voice or VoLTE as applicable (within licensee's own network) $\geq 95\%$
- b. Network QoS DCR Spatial Distribution Measure [Network_ QSD (90,90)] $\leq 2\%$
- c. Network QoS DCR Temporal Distribution Measure [Network_ QTD (97,90)] $\leq 3\%$
- d. Connections with good voice quality, Circuit Switched Voice Quality and VoLTE quality $\geq 95\%$
- e. Down Link (DL) Packet Drop Rate or DL-PDR $\leq 2\%$
- f. Up Link (UL) Packet Drop Rate or UL-PDR $\leq 2\%$

- g. Point of Interconnection (POI) Congestion (No. of POIs not meeting the benchmark) $\leq 0.5\%$
 - h. Metering and billing credibility - postpaid $\leq 0.1\%$
 - i. Metering and billing credibility – prepaid $\leq 0.1\%$
 - j. Resolution of billing/charging/validity complaints - 98% within 4 weeks
 - k. Resolution of billing/charging/validity complaints - 100% within 6 weeks
 - l. Accessibility of call centre/ customer care $\geq 95\%$
 - m. Termination / Closure of service ≤ 7 days
 - n. Time taken for refund of deposits after closures (100% within 60 days)
- 4.3 The detailed table on Service Provider wise performance of QoS parameters for Cellular Mobile Services is available at **Annexure-4.1**.

Section B: Quality of Service of Basic Telephone Service (Wire Line) Providers

Table 4.3: QoS Summary - Wireline Service

Summary of Performance of service providers against identified parameters

S.No	Parameters	Benchmarks	No of PMRs where Service Providers are not meeting the benchmarks			
			QE March, 2024		QE June, 2024	
			Out of 109 PMRs		Out of 109 PMRs	
			Nos.	%age	Nos.	%age
(i)	Fault incidences No. of faults per 100 subs/month)	≤ 7	0	0.00%	0	0.00%
(ii)	% Fault repaired by next working day (for urban areas)	≥ 85%	1	0.92%	1	0.92%
	% Fault repaired within 5 days (for urban areas)	100%	2	1.83%	2	1.83%
(iii)	% Fault repaired by next working day (for rural and hilly areas)	≥ 75%	0	0.00%	0	0.00%
	% Fault repaired within 7 days (for rural and hilly areas)	100%	0	0.00%	0	0.00%
(iv)	'Mean time to Repair' (MTTR)	≤ 10 Hrs	1	0.92%	1	0.92%
(v)	'Point of Interconnection'(POI) Congestion (No. of PoIs not meeting benchmark)	≤ 0.5%	0	0.00%	0	0.00%
(vi)	Metering and billing credibility- post-paid	≤ 0.1%	0	0.00%	0	0.00%
	Metering and billing credibility- pre-paid	≤ 0.1%	0	0.00%	0	0.00%
(vii)	Resolution of billing/charging/ Credit & validity complaints	98% within 4 weeks	0	0.00%	0	0.00%
	Resolution of billing/charging Credit & validity complaints	100% within 6 weeks	0	0.00%	0	0.00%

(viii)	Period of applying credit/waiver/adjustment to customer's	100% within 1 week of resolution of complaint	0	0.00%	0	0.00%
(ix)	Accessibility of call centre/ customer care	≥ 95%	6	5.50%	0	0.00%
	%age of calls answered by the operators (voice to voice) within ninety seconds	≥ 95%	8	7.34%	4	3.67%
(x)	Termination / closure of service	≤ 7 days	1	0.92%	1	0.92%
(xi)	Time taken for refund of deposits after closures	100% within 60 days	1	0.92%	1	0.92%

NOTE:

- Most of the SPs have not reported for the parameter “Metering and billing credibility – pre paid” due to not providing pre-paid service in Basic (Wire line) service.

4.4 The performance has improved in this quarter as compared to the previous quarter in respect of the following parameters: -

- Accessibility of call centre/customer care ≥ 95%
- %age of calls answered by the operators (voice to voice) within ninety seconds ≥ 95%

Table 4.4: Parameter wise analysis of non-compliance of Service Providers

Parameter	Benchmark	Service Provider	Service Area	Performance in Parameters not met
% of faults repaired by next working day- Urban	For urban areas by next working day ≥ 85%	MTNL	Mumbai	39.10%
% of faults repaired within 5 days - Urban	For urban areas 100%	MTNL	Delhi	99.91%
			Mumbai	56.10%
Mean Time to Repair (MTTR)	≤ 10 hrs	MTNL	Mumbai	197.44
	≥ 95%	AIRTEL	Haryana	93.09%

Percentage of calls answered by the operators (voice to voice) within ninety seconds			Jammu & Kashmir	92.72%
			Punjab	93.70%
			Tamilnadu including Chennai	90.65%
Termination / Closure of service	<= 7 days	MTNL	Mumbai	98.92%
Time taken for Refund of deposits after closures- within 60 days	100% within 60 days	MTNL	Mumbai	67.87%

4.5 List of Parameters which are fully complied by all the Service providers_

- a. Fault incidences (No. of faults per 100 subs/month) (≤ 7)
- b. % Fault repaired by next working day (for rural and hilly areas) ($\geq 75\%$)
- c. % Fault repaired within 7 days (for rural and hilly areas) (100%)
- d. Point of Interconnection (POI) Congestion (No. of POIs not meeting benchmark) ($\leq 0.5\%$)
- e. Metering and billing credibility- post-paid ($\leq 0.1\%$)
- f. Metering and billing credibility- pre-paid ($\leq 0.1\%$)
- g. Resolution of billing/charging/credit & validity complaints within 4 weeks (98% within 4 weeks)
- h. Resolution of billing/charging/credit & validity complaints within 6 weeks (100% within 6 weeks)
- i. Period of applying credit/waiver/adjustment to customer's account from the date of resolution of complaints (100% within 1 week of resolution of complaint)
- j. Accessibility of call centre/ customer care ($\geq 95\%$)

4.6 Detailed table containing QoS parameters for all the Wireline Service Providers is given in Annexure-4.2.

Section C : Quality Of Service Of Service Providers Providing Broadband Service (WIRELINE)

- 4.7 There are 1185 Service Providers providing broadband (wireline) service at the end of June 2024. Total number of broadband (wireline) subscriber base of all the broadband service providers is 4,18,31,527 in quarter ending June, 2024 as compared to 4,00,55,158 in quarter ending March, 2024.
- 4.8 Out of 1185 broadband service providers providing broadband (wireline) service, only 99 service providers are having subscriber base more than 10,000 subscribers and share 97.47% of total subscriber base in this quarter. The total number of broadband subscribers (wireline) of service providers having more than 10,000 subscriber base, has increased from 3,90,06,874 at the end of March, 2024 (for 98 service providers) to 4,07,71,577 at the end of June, 2024 (for 99 service providers).
- 4.9 This report covers performance of 99 broadband service providers' vis-à-vis the QoS benchmarks prescribed by TRAI. The summary of performance of the service providers who have not met the benchmarks in this quarter and performance of previous quarter is given in the table below: -

Table 4.5: Summary of Performance of Broadband Service Providers against identified parameters

S.No	Parameters	Benchmarks	No. of PMRs where service providers are not meeting the benchmarks			
			QE March, 2024		QE June, 2024	
			Out of 137	Out of 137	Out of 137	Out of 137*
			Nos.	%age	Nos.	%age
1	Service Provisioning/ Activation Time	100% in =< 15 working days				
1.2	%age of connections provided within 15 Days of registration of demand	100%	0	0.00%	0	0.00%
2	Faults Repair/Restoration Time					
2.2	% of faults repaired by next working day (>90%)	>90%	1	0.73%	1	0.73%
2.3	% of faults repaired within 3 working day	=>99%	1	0.73%	1	0.73%
3	Billing Performance					
3.3	%age of bills disputed	<2%	0	0.00%	0	0.00%
3.4	%age of billing complaints resolved within 4 weeks	100% within 4 weeks	0	0.00%	0	0.00%
3.5	%age of cases to whom refund of deposits is made within 60 days of closures	100% within 60 days	1	0.73%	1	0.73%
4	Response Time to the Customer for assistance					
4.2	%age of calls answered by operator (Voice to voice) within 60 sec	>60%	0	0.00%	0	0.00%
4.3	%age of calls answered by operator (Voice to voice) within 90 sec	>80%	0	0.00%	1	0.73%
5	Bandwidth utilisation/throughput					
5.2	No. of Intra network links having Bandwidth utilisation >90% during peak hours (TCBH)	0	0	0.00%	0	0.00%

5.4	No. of Upstream links for International connectivity having bandwidth utilisation >90% during peak hours (TCBH)	0	0	0.00%	0	0.00%
5.7	% International bandwidth utilization during peak hours (TCBH) (Enclose MRTG) <90%	<90%	0	0.00%	0	0.00%
5.8	Broadband Connection Speed available (download) from ISP node to user	>80%	0	0.00%	0	0.00%
6	Service availability /uptime (for all users) in %age					
6.3	Service availability /uptime (for all users) in %age	>98%	0	0.00%	0	0.00%
7	Packet loss (for wired broadband access) in %age	<1%	0	0.00%	0	0.00%
8	Network latency (for wired broadband access)					
8.1	User reference point at POP/ISP Gateway node to (IGSP/NIXI)	<120ms	0	0.00%	0	0.00%
8.2	User reference point at ISP Gateway node to International nearest NAP port abroad (terrestrial)	<350ms	0	0.00%	0	0.00%
8.3	User reference point at ISP Gateway node to International nearest NAP port abroad (satellite)	<800ms	0	0.00%	0	0.00%

Table 4.6: Parameter-wise analysis of non-compliance of QoS benchmarks for Broadband Service Providers

S.No	Parameters		Benchmarks	Service Provider	LSA	Performance in QE June 2024
2.2	Fault Repair/ Restoration Time	% of faults repaired by next working day	>90%	Mahanagar Telephone Nigam Ltd.	All India	66.77
2.3	Fault Repair/ Restoration Time	% of faults repaired within 3 working day	=>99%	Mahanagar Telephone Nigam Ltd.	All India	76.26
4.3	Response Time to the Customer for assistance	%age of calls answered by operator (Voice to voice) within 90 sec	>80%	Atria Convergence Technologies Ltd.	All India	73.00
3.5	Billing Performance	%age of cases to whom refund of deposits is made within 60 days of closures	100% within 60 days	Mahanagar Telephone Nigam Ltd.	All India	81.47

4.10 List of parameters which are fully complied by all service providers: -

S. No.	Parameter	Benchmark
1	Service provisioning/ Activation time - %age of connections provided within 15 days of registration of demand	100%
2	Billing Performance - %age of Bills Disputed	<2%
3	Billing Performance - %age of Billing Complaints Resolved Within 4 Weeks	100% within 4 weeks
4	Response Time to the Customer for assistance - %age of calls answered by operator (Voice to voice) within 60 sec	>60%
5	Bandwidth utilisation/ throughput - No. of Intra network links having Bandwidth utilisation >90% during peak hours (TCBH)	0
6	Bandwidth utilisation/ throughput - No. of Upstream links for International connectivity having bandwidth utilisation >90% during peak hours (TCBH)	0

7	Bandwidth utilisation/ throughput - % International bandwidth utilization during peak hours (TCBH)	<90%
8	Bandwidth utilisation/ throughput - Broadband Connection Speed available (download) from ISP node to user	>80%
9	Service availability /uptime (for all users) in %age	>98%
10	Packet loss (for wired broadband access) in %age	<1%
11	Network latency (for wired broadband access) - User reference point at POP/ISP Gateway node to (IGSP/NIXI)	<120ms
12	Network latency (for wired broadband access) - User reference point at ISP Gateway node to International nearest NAP port abroad (terrestrial)	<350ms
13	Network latency (for wired broadband access) - User reference point at ISP Gateway node to International nearest NAP port abroad (satellite)	<800ms

4.11 Detailed table containing QoS parameters for all the Broadband Service Providers is given in **Annexure-4.3**.

Performance of Cable TV, DTH and Radio Broadcasting Services

Table 5.1: Key Parameters - Broadcasting & Cable TV Services

S.No	Parameter	Mar-24	Jun-24
1	Number of Private satellite TV channels permitted by the Ministry of Information and Broadcasting (MIB) for uplinking only/downlinking only/both uplinking and downlinking	922*	902*
2	Number of Pay TV Channels as reported by broadcasters	361	362
3	Total number of Multi System Operators (MSOs), who have been granted Permanent Registration (for 10 years) by Ministry of I&B for providing Cable TV services through Digital Addressable Systems (as on 31.12.2023)	880	880
4	Number of FM Radio Stations (excluding All India Radio)	388	388
5	Number of pay DTH Operators	4	4
6	Number of existing cities with operational FM Radio channels (excluding All India Radio)	113	113
7	Number of Operational Community Radio Stations	494	499
8	Number of total active Subscribers with pay DTH operators (in million)	61.97	62.17

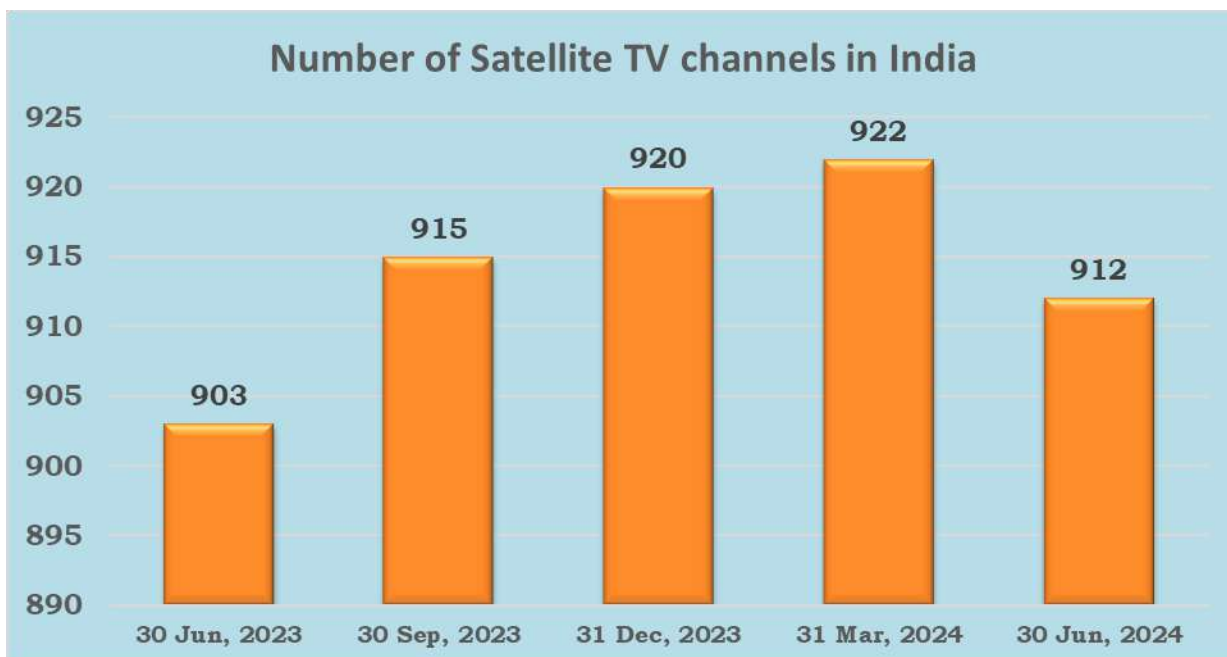
* <https://new.broadcastseva.gov.in/digigov-portal-web-app/webHP?requestType=ApplicationRH&actionVal=userInformationSystem&screenId=2>

Source- https://mib.gov.in/all_broadcasting_documents

A. Satellite TV Channels

5.1 A total of approximately 912 private satellite TV channels have been permitted by the Ministry of Information and Broadcasting (MIB) for uplinking only/downlinking only/both uplinking & downlinking. The total number of satellite TV channels is depicted in **Chart 5.1**. Further, the permission-wise number of permitted satellite TV channels is given in the **Table 5.2**.

Chart5.1- : Number of Satellite TV channels in India



Source: Ministry of I&B (broadcastseva.gov.in)

Table 5.2: Permission-wise number of permitted satellite TV channels

Type of Permission	Number of channels	Remarks
Uplinking only	10	TV channels uplinked from India but downlinked abroad only
Downlinking only	67	TV channels uplinked from abroad but downlinked only in India
Both Uplinking & downlinking	835	TV channels uplinked from India and also downlinked only in India
Total	912	

Out of 912 permitted satellite TV channels, 902 channels are available for downlinking in India.

Pay TV Channels

5.2 As per the reporting done by broadcasters in pursuance of the Tariff Order dated 3rd March 2017 as amended, out of 902 permitted satellite TV channels that are available for downlinking in India, there are 362 satellite pay TV channels as on 30th June 2024. Out of 362 pay channels, 259 are SD satellite pay TV channels and 103 are HD satellite

pay TV channels. A list of pay TV channels offered by broadcasters for subscribers as reported to TRAI is attached as **Annexure-5.1**. Apart from these pay channels reported to TRAI, all other channels, available for downlinking in India, are considered as Free to Air (FTA) channels. **Chart-5.2** depicts total number of Pay satellite TV channels and FTA satellite TV channels available for downlinking in India during last one year. **Chart-5.3** depicts total number of SD satellite Pay TV channels and HD satellite Pay TV channels during last one year.

Chart5.2: Number of Pay and FTA channels available for downlinking in India



Chart 5.3 : Numbers of SD satellite pay TV channels and HD satellite pay TV channels

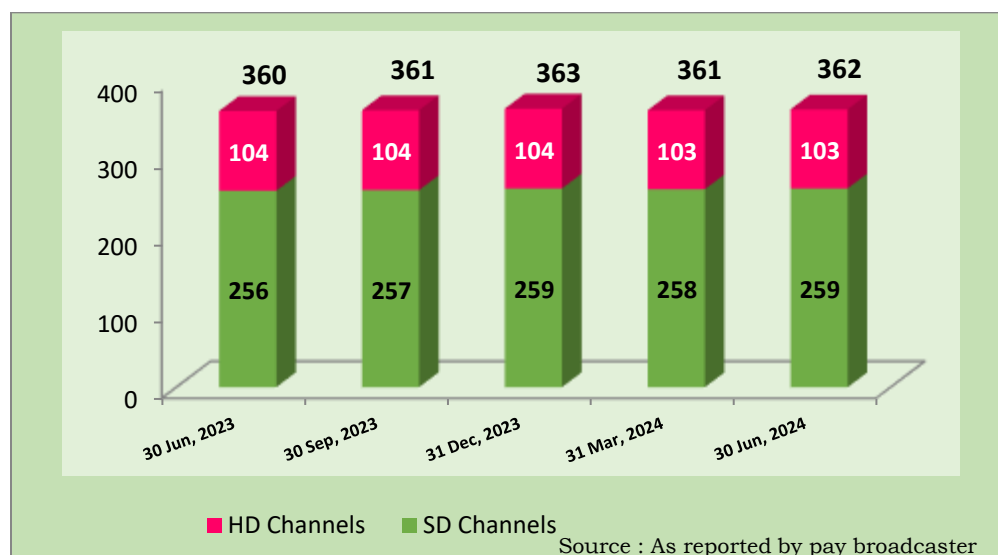


Table 5.3: Price-Range wise Analysis of Pay Channels as reported by the broadcaster to TRAI

Price range	Number of SD channels	Number of HD channels
Less than 1	62	---
1 to 5	88	12
5 to 12	49	22
12 to 15	06	03
15 to 19	10	07
19	42	54
>19	02	05
Total	259	103

Table 5.4: Genre wise Analysis of Pay Channels

S.No	Genre	Number of channels
1	General Entertainment	115
2	Movies	72
3	News and Current Affairs	65
4	Sports	33
5	Kids	24
6	Infotainment	25
7	Music	22
8	Devotional	04
9	Miscellaneous	02
	Total	362

Table 5.5: Broadcaster wise number of pay channels as reported to TRAI

S.No	Name of Broadcaster	Number of channel(s)
1	Star India Private Limited	64
2	Zee Entertainment Enterprises Limited	49
3	Viacom 18 Media Private Limited	39
4	SUN TV Network Limited	31
5	Culver Max Entertainment Private Limited	22
6	TV 18 Broadcast Limited	19
7	Eenadu Television Private Limited	14
8	Zee Media Corporation Limited	16
9	Discovery Communications India	14
10	Bennett, Coleman & Company Limited	12
11	Disney Broadcasting (India) Limited	7
12	NGC Network (India) Pvt Limited	6
13	IN 10 Media Private Limited	6
14	Kalaighar TV Pvt Limited	5
15	Mavis Satcom Limited	4
16	Raj Television Network Limited	6
17	Polimer Media Private Limited	1
18	Tarang Broadcasting Company Limited	4
19	TV Today Network Limited	4
20	Warner Media India Private Limited	4
21	Celebrities Management Pvt Limited	3
22	New Delhi Television Limited	3
23	Sarthak Music Private Limited	3
24	Silverstar Communications Limited	3
25	AETN 18 Media Pvt Limited	2
26	Bangla Entertainment Private Limited	2
27	BBC Global News India Private Limited	2
28	MSM World Wide Factual Media Private Limited	2
29	Media World Wide Limited	2
30	CSL Info Media Private Limited	1
31	Direct New Private Limited	2
32	Fame Media Private Limited	1
33	Greycells18 Media Limited	1
34	IBN Lokmat News Private Ltd	1
35	Information TV Private Limited	1
36	Lifestyle and Media Broadcasting Limited	1
37	Odisha Television Limited	1
38	Sidharth Broadcasting Private Limited	1
39	Suryansh Broadcasting Private Limited	1
40	Zee Akaash News Private Limited	1
41	Zoom Entertainment Network Limited	1
	Total	362

B. Cable TV Sector

5.3 As on 30th June 2024, there are 880 MSOs and 1 HITS operator registered with MIB. As per the data reported by MSOs and HITS operator, as on 30th June 2024, there are 11 MSOs & 1 HITS operator who have subscriber base greater than one million. A list of such major MSOs and HITS operators is attached as **Annexure 5.2**. Details of subscriber base of major MSO and HITS Operators (greater than one million) are given in following **Table 5.6**: -

Table 5.6: Subscriber base of major MSOs/HITS operators at the end of June, 2024 (more than one million subscribers)

Sl. No.	Name of the operator	Total Active Subscriber Base (includes subscribers who have been inactive or temporarily suspended for not more than last 90 days)
1	GTPL Hathway	91,58,278
2	Hathway Digital Ltd.	52,72,127
3	Siti Networks Ltd.	51,53,416
4	Thamigzha Cable TV Communication Ltd.	37,86,920
5	Kerala Communicators Cable Ltd	35,53,400
6	Den Networks Ltd.	33,86,973
7	NXT Digital Ltd. (HITS operator)	25,18,435
8	KAL Cables	19,69,044
9	VK Digital	15,83,553
10	Tamil Nadu Arasu Cable TV	15,57,927
11	Fastway Transmission Pvt. Ltd	13,79,818
12	NXT Digital Ltd	12,70,419

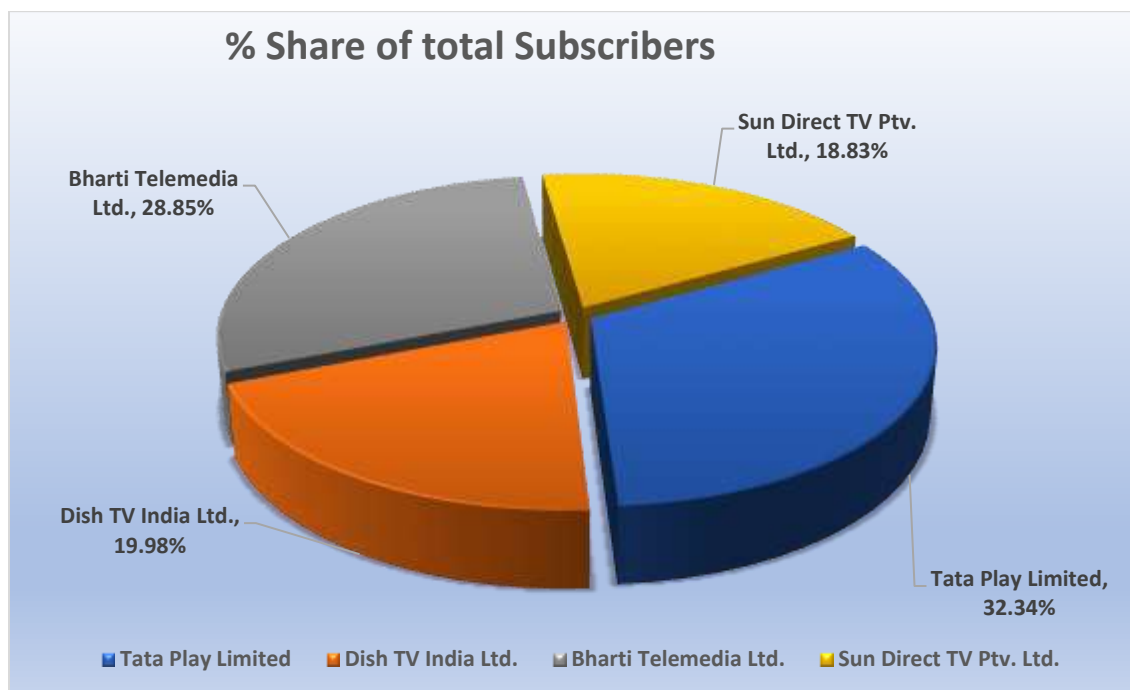
C. Direct-to-Home (DTH) Sector

- 5.4 During the quarter ending 30th June 2024, there are 4 pay DTH service providers. A list of DTH Operators is attached as **Annexure 5.3**.
- 5.5 Pay DTH has attained total active subscriber base of around 62.17 million. This is in addition to the subscribers of the DD Free Dish (free DTH services of Doordarshan). The total active subscriber base has increased from 61.97 million in March 2024 to 62.17 million in June 2024.
- 5.6 Quarterly growth in the DTH sector in terms of the total active subscriber base and market share of DTH operators in terms of percentage of total active subscribers during the quarter ending 30th June, 2024 is depicted in the following charts: -

Chart 5.4: - Total active subscriber base of pay DTH sector (in millions)



Chart 5.5 : Market share of DTH Operators



Source : As reported by DTH service providers

D. IPTV

At present, as per the reported subscriber figures, the details in respect of IPTV operators who are operational is as under: -

S.No.	Name of IPTV Operator	Total Active Subscriber Base as on June 2024
1.	Andhra Pradesh State Fibernet Ltd (APSFL)	5,59,809
2.	M/s City Online Media Pvt. Ltd	12,317
3.	M/s. Wi-bro Solutions Pvt. Ltd	1,160
4.	M/s. E2 Info Solutions	698
5.	M/s. V.K. Digital Network Pvt. Ltd	327

A list of IPTV Operators is attached as **Annexure 5.4**.

E. FM Radio Services

5.7 Apart from the radio channels operated by All India Radio – the public broadcaster, as per the data reported by FM Radio operators to TRAI,

as on 30th June 2024, there are 388 operational private FM Radio channels in 113 cities operated by 36 private FM Radio operators. As compared to the previous quarter, there is no change in the number of operational private FM Radio channels, cities and FM Radio operators. A list of 113 existing cities with operational private FM radio channels in India, as on 30th June, 2024 is attached at **Annexure 5.5**. The following **chart 5.6** depicts the quarterly growth in private FM Radio stations.

Chart 5.6 : Number of Private FM Radio channels

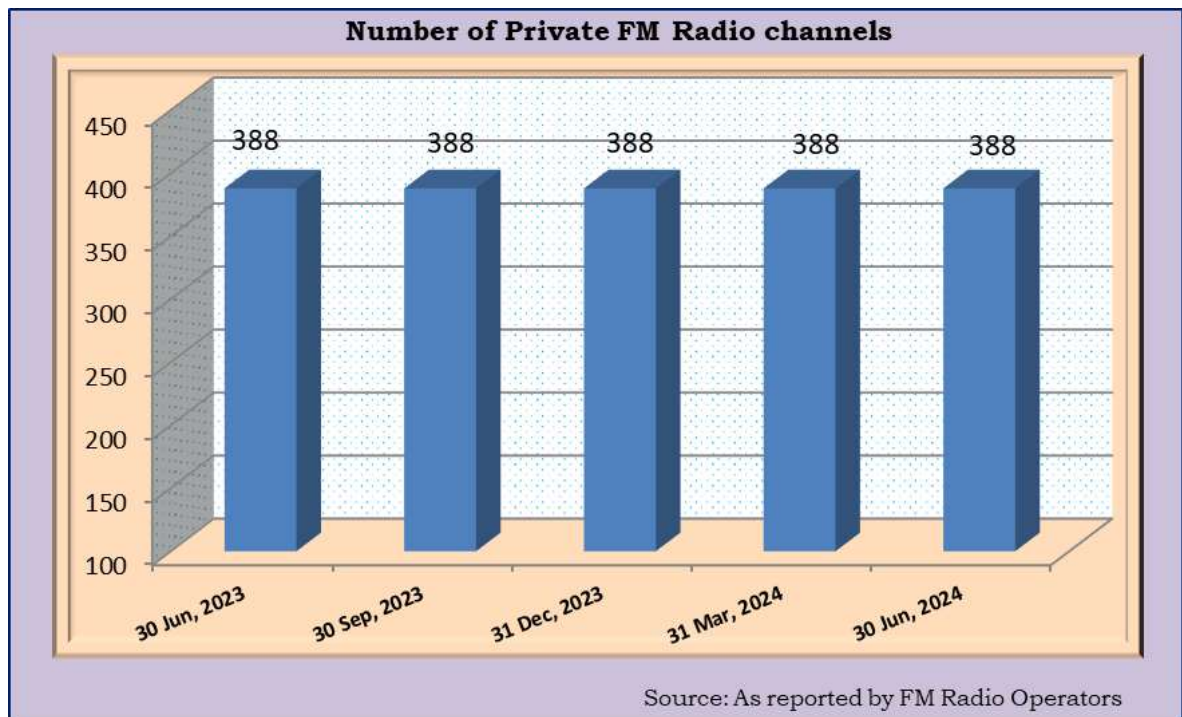
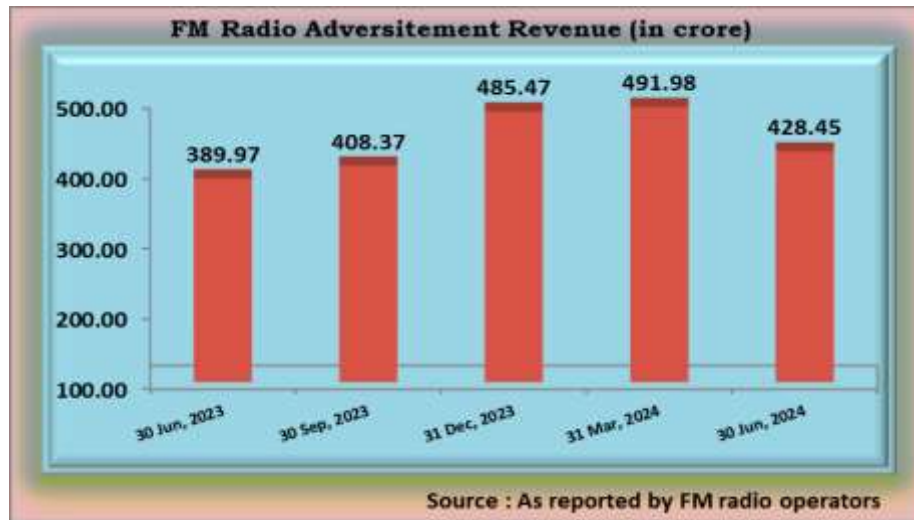


Table 5.7: FM Radio operators in terms of number of FM Radio channels they possess.

S.No.	Name of FM Operator	Number of Channels
1	Entertainment Network (India) Limited	73
2	Reliance Broadcast Network Limited	58
3	Music Broadcast Limited (MBL)	39
4	South Asia FM Limited	35
5	D B Corp Limited (Radio Division)	30
6	KAL Radio Limited	24
7	Rajasthan Patrika Pvt. Ltd	18
8	HT Media Ltd	14
9	Sambhaav Media Limited	13
10	Malar Publications Ltd.	10
11	Skyline Radio Network	10
12	Next Radio Limited	7
13	The Mathrubhumi Printing & Publishing Co.	6
14	The Malayala Manorama Co. Ltd.	5
15	Purvy Broadcasting Pvt Ltd	5
16	Ushodaya Enterprises Pvt Ltd	4
17	Digital Radio (Delhi) Broadcasting Ltd	3
18	SUN TV Network Ltd	3
19	TV Today Network Limited	3
20	Abhijit Realtors & Infra P Ltd	3
21	Digital Radio (Mumbai) Broadcasting Ltd	2
22	India Radio Ventures Pvt. Ltd.	2
23	Eastern Media Ltd	2
24	Pudhari Publicattions Pvt. Ltd.	2
25	Neutral Publishing House Ltd	2
26	PCM Cement Concrete Pvt Ltd	2
27	JCL Infra Limited	4
28	Digital Radio (Kolkata) Broadcasting Ltd	1
29	Clear Media (India) Pvt Limited	1
30	Ananda Offset Pvt Ltd.	1
31	HT Music & Entertainment Company Ltd	1
32	Udaya FM Pvt. Ltd.	1
33	Sarthak Films Private Limited	1
34	ITM Software & Entertainment Pvt Ltd	1
35	Gwalior Farms Private Limited	1
36	Renderlive Films and Entertainment Pvt. Ltd	1
	Total Number of Channels	388

5.8 The advertisement revenue reported by FM Radio operators during the quarter ending 30th June 2024 in respect of 388 private FM Radio channels is Rs 428.45 crore as against Rs 491.98 crore in respect of 388 private FM Radio channels for the previous quarter i.e. 31st March 2024.

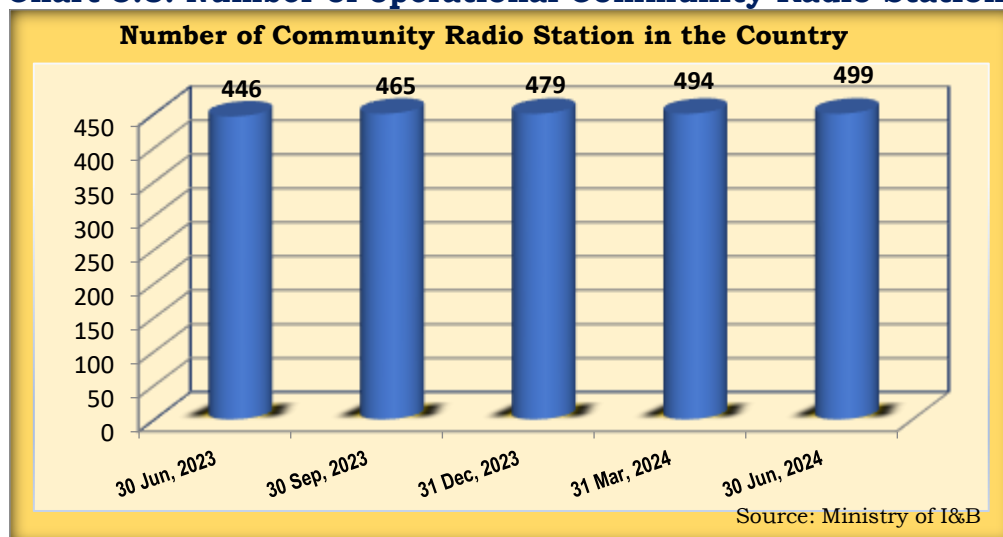
Chart 5.7: Details of Advertisement Revenue submitted by the private FM Radio broadcasters



F. Community Radio

5.9 As on 30th June 2024, 499 Community Radio stations are operational. The quarterly growth in the number of operational community radio stations during last one year is depicted in the following **chart 5.8**.

Chart 5.8: Number of operational Community Radio Stations



Annexures

Annexure 1.1: Wireless Subscriber Base

Service Area	Vodafone Idea		Bharti Airtel (including Tata Teleservices)		Reliance Com.		BSNL		MTNL		Reliance Jio		Total		Net Additions
	Mar-24	Jun-24	Mar-24	Jun-24	Mar-24	Jun-24	Mar-24	Jun-24	Mar-24	Jun-24	Mar-24	Jun-24	Mar-24	Jun-24	
Andhra Pradesh	10775447	10689294	33747893	34108778			6555686	6279421			32746418	33070341	83,825,444	84,147,834	322390
Assam	1562512	1523045	11816732	11966802			3076922	2976580			9910354	10032509	26,366,520	26,498,936	132416
Bihar	7689305	7651158	41601529	41485026			5232153	5201342			40953756	41820105	95,476,743	96,157,631	680888
Delhi	16542428	16594301	18185677	18306388	0	0			1685818	1684323	20284618	20464520	56,698,541	57,049,532	350991
Gujarat	20718941	20379486	11867361	11944421	0	0	3228496	2679193			30151939	30661946	65,966,737	65,665,046	-301691
Haryana	6760161	6717606	7025769	7091863	0	0	4105614	4055837			8730215	8728108	26,621,759	26,593,414	-28345
Himachal Pradesh	399925	392830	3580729	3595981	0	0	1471707	1513110			3347915	3326252	8,800,276	8,828,173	27897
Jammu & Kashmir	297927	286760	5959033	6179394	0	0	781259	778473			5039894	5170633	12,078,113	12,415,260	337147
Karnataka	6409744	6468809	32180209	32470623	11	0	4163875	4120157			24153860	24446440	66,907,699	67,506,029	598330
Kerala	13645704	13463485	8578649	8806722	13	0	9049332	8586971			10983541	11148150	42,257,239	42,005,328	-251911
Madhya Pradesh	15548612	15365624	16164992	16303993	0	0	4706319	4696704			43079693	44122953	79,499,616	80,489,274	989658
Maharashtra	22274096	21905959	21758839	22077455	0	0	5729299	5676824			43484846	43684161	93,247,080	93,344,399	97319
Mumbai	10962574	10715322	10038459	10141827	3	0			240007	230443	13117048	13248435	34,358,091	34,336,027	-22064
North East	757938	725562	6283732	6363875	0	0	1,240,979	1228962			4267960	4417294	12,550,609	12,735,693	185084
Orissa	1447659	1398255	11634283	11681370	0	0	5,429,594	5326387			15194499	15765603	33,706,035	34,171,615	465580
Punjab	6469514	6411404	12627262	12593886	0	0	3,867,585	3714894			12172376	12250641	35,136,737	34,970,825	-165912
Rajasthan	10656750	10485204	23338405	23591034	0	0	5,562,912	5523352			26774730	27257245	66,332,797	66,856,835	524038
Tamil Nadu	15618312	15450255	29405361	29845231	4	0	7,666,921	7511615			25746031	25921142	78,436,629	78,728,243	291614
UP(E)	17407394	17104862	37315603	37400385	0	0	7,390,773	7473038			40004379	40853555	102,118,149	102,831,840	713691
UP(W)	15525461	15399180	18858334	19004620	0	0	4,874,908	4747091			24279514	24691463	63,538,217	63,842,354	304137
Kolkata	5279015	5243235	5693000	5660644	0	0	1783000	1368962			10912379	10942648	23,667,394	23,215,489	-451905
West Bengal	13068442	12925151	18102939	18400179	0	0	2,331,648	2310124			24396882	24503076	57,899,911	58,138,530	238619
Total	219,817,861	217,296,787	385,764,790	389,020,497	31	-	88,248,982	85,769,037	1,925,825	1,914,766	469,732,847	476,527,220	1,165,490,336	1,170,528,307	5037971

Annexure 1.2: Wireline Subscriber Base

Sl. No	Service Area	Bharti Airtel		Reliance Com.		Quadrant		Tata Tele.		MTNL		BSNL		Vodafone Idea		Reliance Jio		VM IPL		APSF L		Total		Net Additions
		Mar-24	Jun-24	Mar-24	Jun-24	Mar-24	Jun-24	Mar-24	Jun-24	Mar-24	Jun-24	Mar-24	Jun-24	Mar-24	Jun-24	Mar-24	Jun-24	Mar-24	Jun-24	Mar-24	Jun-24	Mar-24	Jun-24	
1	Andhra Pradesh	664174	674,809	18437	18289			236846	249336			554055	537332	85975	105785	1426233	1577091			643593	639123	3,629,313	3,801,765	172,452
2	Assam	32572	36,103	0	0			0	0			103023	91181	2550	2520	196999	218465					335,144	348,269	13,125
3	Bihar	214672	245,655	9	9			10992	10838			167068	161698	5380	5440	577628	647653					975,749	1,071,293	95,544
4	Delhi	2124481	2,179,646	17278	16631			212275	219549	991228	984974	-	0	84321	83291	1005377	1072567					4,434,960	4,556,658	121,698
5	Gujarat	274284	287,464	2701	2764			175647	180054			303442	297829	91892	108556	739800	805665					1,587,766	1,682,332	94,566
6	Haryana	187655	176,167	0	0			41069	41300			212893	216521	420	420	152946	180871					594,983	615,279	20,296
7	Himachal Pradesh	8733	10,405	0	0			1558	1460			91852	92709	90	90	64424	73585					166,657	178,249	11,592
8	Jammu & Kashmir	113356	120,007	0	0			0	0			71537	68007	30	30	218289	236144					403,212	424,188	20,976
9	Karnataka	1225787	1,254,991	16687	16033			445288	436551			531316	512644	150150	153310	1052393	1098347					3,421,621	3,471,876	50,255
10	Kerala	105813	109,484	3045	2962			18419	18094			1086029	1075167	6720	6510	319207	349902					1,539,233	1,562,119	22,886
11	Madhya Pradesh	577661	568,274	5	5			53274	48187			242658	237419	66730	69130	810914	897176					1,751,242	1,820,191	68,949
12	Maharashtra	488062	518,198	7755	7650			211847	224176			557705	541901	20471	20146	335725	408507					1,621,565	1,720,578	99,013
13	Mumbai	608128	617,385	36107	35423			609572	608967	1,186,319	1161040	3322	3561	178719	179134	910241	951699					3,532,408	3,557,209	24,801
14	North East	0	0	0	0			0	0			72410	65163	510	510	189843	205437					262,763	271,110	8,347
15	Orissa	48827	59,873	4	4			12130	12386			145946	143573	3540	3770	279811	309960					490,258	529,566	39,308
16	Punjab	285877	302,202	1850	1847	411487	377,810	16168	16389			506937	509732	1590	1590	394309	460747	53308	67994			1,671,526	1,738,311	66,785
17	Rajasthan	271582	283,566	3400	3331			23933	24009			259225	250863	12325	11885	442644	503211					1,013,109	1,076,865	63,756
18	Tamil Nadu	914819	936,696	15042	14561			133034	133487			911116	899803	33143	34215	893356	974639					2,900,510	2,993,401	92,891
19	U.P.(E)	218151	233,680	34	32			10457	11600			125356	118866	17310	17350	575412	644627					946,720	1,026,155	79,435
20	U.P.(W)	151829	170,502	8	8			7034	7314			181151	171199	4141	4111	643703	711137					987,866	1,064,271	76,405
21	Kolkata	205318	207,732	4876	4430			63804	64267			183965	182190	15700	15500	536507	568075					1,010,170	1,042,194	32,024
22	West Bengal	55930	60,938	47	26			2657	2685			188466	191981	150	150	266989	300296					514,239	556,076	41,837
	Total	8,777,711	9,053,777	127,285	124,005	411,487	377,810	2,286,004	2,310,649	2,177,547	2,146,014	6,499,472	6,369,339	781,857	823,443	12,032,750	13,195,801	53,308	67,994	643,593	639,123	33,791,014	35,107,955	1,316,941

Annexure 1.3: Service Area and Service Provider-wise details of PCOs

Sl. No.	Name of Telecom Service Area	Service Provider	Number of PCOs as on 31.03.2024	Number of PCOs as on 30.06.2024	Net PCO increase/decrease as on 30.06.2024	Percentage Growth/Decline as on 30.06.2024
1	Andhra Pradesh	Bharat Sanchar Nigam Limited	2,205	2,072	-133	-6.03%
2	Assam	Bharat Sanchar Nigam Limited	374	302	-72	-19.25%
3	Bihar	Bharat Sanchar Nigam Limited	29	29	0	0.00%
4	Delhi	MTNL	1,097	891	-206	-18.78%
5	Gujarat	Bharat Sanchar Nigam Limited	1,306	1,200	-106	-8.12%
6	Haryana	Bharat Sanchar Nigam Limited	52	37	-15	-28.85%
7	Himachal Pradesh	Bharat Sanchar Nigam Limited	5	5	0	0.00%
8	Jammu & Kashmir	Bharat Sanchar Nigam Limited	81	72	-9	-11.11%
9	Karnataka	Bharat Sanchar Nigam Limited	546	432	-114	-20.88%
10	Kerala	Bharat Sanchar Nigam Limited	2,153	2,089	-64	-2.97%
11	Kolkata	Bharat Sanchar Nigam Limited	506	392	-114	-22.53%
12	Madhya Pradesh	Bharat Sanchar Nigam Limited	478	406	-72	-15.06%
13	Maharashtra	Bharat Sanchar Nigam Limited	1,241	948	-293	-23.61%
14	Mumbai	MTNL	3,860	3,483	-377	-9.77%
15	North East	Bharat Sanchar Nigam Limited	155	135	-20	-12.90%
16	Odisha	Bharat Sanchar Nigam Limited	0	0	0	0.00%
17	Punjab	Bharat Sanchar Nigam Limited	281	237	-44	-15.66%
		Quadrant Televentures Ltd.	284	266	-18	-6.34%
18	Rajasthan	Bharat Sanchar Nigam Limited	51	40	-11	-21.57%
19	TN including Chennai	Bharat Sanchar Nigam Limited	4,921	3,114	-1807	-36.72%
20	UP - East	Bharat Sanchar Nigam Limited	525	352	-173	-32.95%
21	UP - West	Bharat Sanchar Nigam Limited	489	445	-44	-9.00%
22	West Bengal	Bharat Sanchar Nigam Limited	13	11	-2	-15.38%
	Total		20,652	16,958	-3694	-17.89%

Annexure 1.4: Service Area and Service Provider wise details of Village Public Telephones (VPTs)

S.NO	Name of Telecom Service Area	Service Provider	Number of VPTs as on 31.03.2024	VPT Rural	VPT Urban	Number of VPTs as on 30.06.2024	Net VPTs increase/decrease as on 30.06.2024	Percentage Growth/Decline as on 30.06.2024
1	Andhra Pradesh	BSNL	2,896	2,896	0	2,896	0	0.00%
2	Assam	BSNL	105	105	0	105	0	0.00%
3	Bihar	BSNL	6,114	6,114	0	6,114	0	0.00%
4	Delhi	BSNL						
5	Gujarat	BSNL	5,278	5,278	0	5,278	0	0.00%
6	Haryana	BSNL	462	462	0	462	0	0.00%
7	Himachal Pradesh	BSNL	1,875	1,875	0	1,875	0	0.00%
8	Jammu & Kashmir	BSNL	810	810	0	810	0	0.00%
9	Karnataka	BSNL	3,656	3,656	0	3,656	0	0.00%
10	Kerala	BSNL	331	331	0	331	0	0.00%
11	Kolkata	BSNL	130	130	0	130	0	0.00%
12	Madhya Pradesh	BSNL	10,100	10,100	0	10,100	0	0.00%
13	Maharashtra	BSNL	7,846	7,846	0	7,846	0	0.00%
14	Mumbai	BSNL						
15	North East	BSNL	1,182	1,182	0	1,182	0	0.00%
16	Odisha	BSNL	1,554	1,554	0	1,554	0	0.00%
17	Punjab	BSNL	4,493	4,493	0	4,493	0	0.00%
18	Rajasthan	BSNL						
19	TN including Chennai	BSNL	5,478	5,478	0	5,478	0	0.00%
20	UP - East	BSNL	568	568	0	568	0	0.00%
21	UP - West	BSNL	3,758	3,758	0	3,758	0	0.00%
22	West Bengal	BSNL	11,970	11,970	0	11,970	0	0.00%
	Total		68,606			68,606	0	0.00%
	Total (In Lakh)		0.69			0.69	0.00	0.00%

**Annexure 1.5: Internet Service Provider (ISP) wise Internet Subscriber base
as on 30.06.2024**

S. No.	Name of Service Provider	Narrowband	Broadband	Total
1	Reliance Jio Infocomm Ltd	0	488941771	488941771
2	Bharti Airtel Ltd.	16823075	281359765	298182840
3	Vodafone Idea Ltd	9094752	127821591	136916343
4	Bharat Sanchar Nigam Ltd.	2728576	25018027	27746603
5	Atria Convergence Technologies Limited	0	2256497	2256497
6	Kerala Vision Broadband Ltd.	0	1162677	1162677
7	ONEOTT iNTERTAINMENT LIMITED	0	1151974	1151974
8	Hathway Cable And Datacom Limited	0	1087311	1087311
9	Excitel Broadband Private Limited	0	963862	963862
10	YOU Broadband India Ltd.	178508	717708	896216
11	GTPL Broadband Pvt. Ltd.	0	793975	793975
12	Netplus Broadband Services Pvt. Ltd	0	741742	741742
13	RailTel Corporation of India Ltd.	0	565706	565706
14	ALLIANCE BROADBAND SERVICES PVT. LTD.	0	553516	553516
15	Andhra Pradesh State Fiber Net Limited	0	550903	550903
16	Tata Play Broadband Private Limited	0	491129	491129
17	Asianet Satellite Communications Ltd.	0	442725	442725
18	Mahanagar Telephone Nigam Limited	10898	387311	398209
19	Intech Online Pvt. Ltd.	0	326663	326663
20	Blue Lotus Support Services Pvt Ltd. formerly Limras Eronet Broadband Service Pvt Ltd	0	298298	298298
21	Pioneer eLabs Limited	0	277803	277803
22	Quadrant Televentures Ltd.	69	262873	262942
23	Tikona Infinet Ltd.	0	203550	203550
24	Ani Broadband Service Pvt. Ltd.	0	175733	175733
25	GTPL KCBPL Broadband Private Limited	0	153156	153156
26	Antariksh Softtech Private Limited	0	133703	133703
27	Indinet Service Pvt. Ltd.	0	128969	128969
28	Wish Net Pvt. Ltd.	0	125356	125356
29	Excell Media Pvt. Ltd.	0	124630	124630
30	EXTRANET SUPPORTS PRIVATE LIMITED erstwhile known as Dwan Supports Pvt. Ltd.	0	122677	122677
31	Siti Broadband Services Pvt. Limited	0	118746	118746
32	Airnet Cable and Datacom Pvt. Ltd.	0	111881	111881
33	Vortex Netsol Pvt. Ltd.	0	90548	90548
34	Five Network Solution (India) Ltd.	0	84783	84783

S. No.	Name of Service Provider	Narrowband	Broadband	Total
35	Ishan Netsol Pvt. Ltd.	0	83595	83595
36	Thamizhaga Internet Communication Pvt Ltd	0	80618	80618
37	Fusionnet Web Services Pvt Ltd	0	77697	77697
38	Microscan Infocommtech Private Limited	0	77634	77634
39	Triple Play Broadband Pvt Ltd	0	68993	68993
40	K Net Solutions Pvt. Ltd.	0	66293	66293
41	DEN Broadband Limited	0	53237	53237
42	ADN Broadband Private Limited	0	52124	52124
43	Radinet Info Solutions Pvt. Ltd.	0	46245	46245
44	Snet Networks Pvt. Ltd.	0	42317	42317
45	DNA Infotel Pvt. Ltd.	0	41059	41059
46	Aerpace Communications Pvt Ltd	0	39911	39911
47	Instanet Technologies Pvt. Ltd.	0	39640	39640
48	Ethernet Xpress(I) Pvt. Ltd.	0	37960	37960
49	INFOCUS NETWORKS Pvt Ltd.	0	37922	37922
50	Readylink Internet Services Limited	0	37171	37171
51	Meghbela Cable & Broadband Servies (P) Ltd	0	37154	37154
52	WAVE FIBER PRIVATE LIMITED (Formerly Coastal Broadband and Online Services Pvt. Ltd.)	0	36658	36658
53	Gazon Communications India Limited	0	35441	35441
54	Juweriyah Networks Pvt. Ltd.	0	35089	35089
55	Nuron Networks India Private Limited	0	33977	33977
56	IBUS VIRTUAL NETWORK SERVICES PRIVATE LIMITED	0	32165	32165
57	Multicraft Digital Technologies Private Limited	0	28775	28775
58	Navkar Supertech pvt Ltd	0	26916	26916
59	VORTEX INFOCOM PRIVATE LIMITED	0	25841	25841
60	Digital Networks Associates Pvt. Ltd.	0	25533	25533
61	Tata Teleservices(Maharashtra) Ltd.	108	24401	24509
62	Candor Infosolution Pvt. Ltd.	0	24441	24441
63	Tachyon Communications Private Limited	0	24030	24030
64	Deshkal Network Pvt. Ltd.	0	23971	23971
65	Spiderlink Networks Pvt. Ltd.	0	23162	23162
66	D-ATUM Vilcom Private Limited	0	23078	23078
67	Tata Teleservices Limited	27	22518	22545
68	Airfiber Networks Pvt. Ltd.	0	22401	22401
69	Sristisanchar Webnet Limited	0	21985	21985
70	Kings Broadband Pvt. Ltd	0	21823	21823

S. No.	Name of Service Provider	Narrowband	Broadband	Total
71	Shyam Spectra Private Limited	0	20592	20592
72	Genstar Network Solutions Pvt. Ltd.	0	19197	19197
73	SRI SAI COMMUNICATION AND INTERNET PRIVATE LIMITED	0	18637	18637
74	Honeycomb Telnet Private Limited	0	18327	18327
75	SIKKA BROADBAND PRIVATE LIMITED	0	18105	18105
76	Fibervalley Communications Pvt. Ltd.	0	17717	17717
77	Kerala Fibre Optic Network Limited	0	17611	17611
78	Five Internet Solutions Pvt. Ltd.	0	17307	17307
79	QUEST CONSULTANCY PVT LTD	0	17223	17223
80	Weebo Networks Pvt Ltd.	0	15467	15467
81	Paradise Telecom Pvt. Ltd.	0	15149	15149
82	RI Networks Pvt Ltd	0	14946	14946
83	AT Broadband Pvt. Ltd.	0	14702	14702
84	Yashash Cable Network (Pvt.) Ltd	0	14615	14615
85	Rajesh Digital & DataCom Pvt. Ltd.	0	14087	14087
86	Sancfil Technologies Internet Services Pvt. Ltd.	0	13898	13898
87	R.G. Technosolutions Pvt. Ltd.	0	13413	13413
88	Five Net Service Provider Pvt. Ltd.	0	12810	12810
89	Pacenet Meghbela Broadband Pvt.Ltd.	0	12601	12601
90	WAN AND LAN INTERNET PRIVATE LIMITED	0	12298	12298
91	DL GTPL Broadband Pvt. Ltd.	0	11721	11721
92	Specific Net Pvt. Ltd	0	11625	11625
93	SDH Network Pvt. Ltd.	0	11301	11301
94	Rural Broadband Pvt. Ltd.	0	11161	11161
95	VIJAYALAKSHMI NET SERVICES PRIVATE LIMITED	0	11108	11108
96	City Online Services Ltd.	0	11101	11101
97	Net 9 Fibernet Pvt Ltd	0	11036	11036
98	Esto Broadband Pvt. Ltd.	0	10989	10989
99	Siliguri Internet & Cable TV Pvt. Ltd.	0	10606	10606
100	Angel Air Network Solutions Pvt. Ltd.	0	10567	10567
101	INFONET COMM ENTERPRISES PVT LTD	71	10373	10444
102	Vainavi Industries Limited	0	10406	10406
103	WEONE BROADBAND PRIVATE LIMITED	0	10293	10293
104	Apple Broadband Services Pvt. Ltd.	0	9995	9995
105	NORTH EAST DATAA NETWORK PRIVATE LIMITED	0	9982	9982
106	MAHA MEDIACOM INTERNET PVT. LTD.	0	9469	9469

S. No.	Name of Service Provider	Narrowband	Broadband	Total
107	Vortex Infoway Private Limited	0	9142	9142
108	Tata Communications Limited	94	8903	8997
109	APNA TELELINK PVT. LTD.	0	8989	8989
110	FUTURE CONNECT BROADBAND Pvt Ltd.	0	8759	8759
111	MNR Broadband Services Pvt. Ltd.	0	8710	8710
112	Country Online Services Pvt. Ltd.	0	8480	8480
113	QUALITY BROADBAND PRIVATE LIMITED	0	8416	8416
114	Lalat Internet Service Private Limited	0	8315	8315
115	Orange Infocom PVT.LTD	0	7879	7879
116	Airconnect Internet Services Pvt. Ltd.	0	7847	7847
117	FIBERX NETWORKS PRIVATE LIMITED (Erstwhile Known as Signum Digital Networks Pvt. Ltd)	0	7800	7800
118	RAINBOW COMMUNICATIONS INDIA PRIVATE LIMITED	0	7729	7729
119	Cityzone Infonet Pvt. Ltd.	0	7593	7593
120	WSNS PVT. LTD.	0	7591	7591
121	TJ BROADBAND NETWORK PVT LTD	0	7552	7552
122	Multinet (Udaipur) Pvt. Ltd.	0	7477	7477
123	Shine Communications Pvt. Ltd.	0	7366	7366
124	Gigaline Teleservices (OPC) Pvt. Ltd	0	7336	7336
125	FOXTEL TELECOMMUNICATIONS PVT LTD	0	7325	7325
126	Prisac Aviation Technologies Pvt. Ltd.	0	7071	7071
127	Kappa Internet Services Pvt. Ltd.	0	7024	7024
128	Rapid Telecom India Pvt. Ltd.	0	7020	7020
129	Shree Omkar Infocomm Pvt Ltd	0	7012	7012
130	SSCN Pvt. Ltd.	0	6730	6730
131	Elxer Communications (P)Ltd.	0	6602	6602
132	Inet Fiber India Pvt. Ltd	0	6597	6597
133	SANCHAR TELENETWORK PVT LTD	0	6491	6491
134	SNS Internet Services Pvt. Ltd.	0	6440	6440
135	Patel Internet Pvt. Ltd.	0	6437	6437
136	7 Star Cablenet Pvt. Ltd	0	6364	6364
137	S S Netcom Pvt. Ltd.	0	6354	6354
138	ADN K NET FIBER PRIVATE LIMITED	0	6311	6311
139	Cityline Networks Pvt Ltd	0	6023	6023
140	Falconet Internet Pvt Ltd	0	6020	6020
141	DEEPNET BROADBAND PRIVATE LIMITED	0	6007	6007
142	Dsouza Infotainment Pvt. Ltd.	0	5997	5997

S. No.	Name of Service Provider	Narrowband	Broadband	Total
143	ARKTEL NETWORKS PVT LTD	0	5987	5987
144	Southern Online Bio Technologies Ltd.	0	5971	5971
145	SATELLITE NETCOM PRIVTAE LIMITED	5969	0	5969
146	Praction Networks Private Limited	0	5700	5700
147	LM Energy and Software Pvt. Ltd.	0	5547	5547
148	Userlinks Netcom Pvt. Ltd.	0	5442	5442
149	Spherebox Internet Services Private Limited	0	5412	5412
150	OM-ASHA Net Pvt. Ltd.	0	5411	5411
151	SFOUR CABLENET PVT LTD	0	5371	5371
152	Mangaluru Broadband Network Pvt Ltd	0	5300	5300
153	Sify Technologies Ltd.	226	5044	5270
154	Wefe Technology Pvt. Ltd.	0	5203	5203
155	GEOCITY NETWORK SOLUTIONS PVT. LTD.	0	5188	5188
156	HIGHTECH BROADBAND SERVICES PVT. LTD	0	5125	5125
157	Airgenie Communications Pvt. Ltd.	0	5088	5088
158	Symbios Creations Pvt. Ltd.	0	4914	4914
159	HIGHTEC NETWORK SOLUTIONS (OPC) PRIVATE LIMITED	0	4804	4804
160	SMARTLINK SOLUTIONS PVT LTD	0	4804	4804
161	SONALI INTERNET SERVICES PVT. LTD.	0	4804	4804
162	NETRUN TECHNOLOGIES PVT LTD	0	4688	4688
163	HYFY Giga Fiber Pvt. Ltd.	0	4613	4613
164	EM-CYBER SPACE SERVICES PVT LTD	0	4487	4487
165	Siti vision Data Solutions Pvt Ltd	0	4320	4320
166	INRI COMMUNICATIONS PVT LTD	0	4124	4124
167	FIBRE AIR SERVICES Pvt Ltd.	0	4121	4121
168	Siddhant Broadband Pvt. Ltd.	0	4070	4070
169	SCNSKY DIGITAL OPC PRIVATE LIMITED	0	4062	4062
170	BHORER ALO CABLE AND BROADBAND PRIVATE LIMITED	0	4057	4057
171	Vibhuti Networks Pvt. Ltd.	0	4035	4035
172	Kumar Cable Digital Network Pvt. Ltd.	0	4030	4030
173	Blazenet Ltd.	0	4017	4017
174	MULTIREACH BROADBAND SERVICES PRIVATE LIMITED	0	3933	3933
175	SoftCall Cust-O-Care Pvt. Ltd..	0	3699	3699
176	Nirav Infoway Pvt. Ltd	0	3682	3682
177	Swiftmail Communications Ltd.	0	3640	3640
178	MicroNet Gigafiber Pvt Ltd	0	3638	3638

S. No.	Name of Service Provider	Narrowband	Broadband	Total
179	delDSL Internet Pvt Ltd	0	3614	3614
180	STN INFOTECH PVT. LTD.	0	3544	3544
181	DREAMLINK TECHNOLOGIES PVT LTD	0	3537	3537
182	Prathamesh Broadband Pvt. Ltd	0	3525	3525
183	NEHA INFONET PVT LTD.	0	3519	3519
184	Channel III Internet Pvt. Ltd.	0	3495	3495
185	BHIMA RIDDHI BROADBAND PRIVATE LIMITED	0	3493	3493
186	Mukand Infotel Pvt. Ltd.	0	3335	3335
187	Krishinet Infocom Pvt. Ltd.	0	3299	3299
188	Net Access Internet India Private Limited	0	3299	3299
189	Pegasuswave Private Limited	0	3255	3255
190	INSPITELESOLUTIONS PRIVATE LIMITED	0	3200	3200
191	Sri Nagar Net Tech Pvt. Ltd.	0	3191	3191
192	Rainbow Internet teleservices Pvt Ltd	0	3184	3184
193	Ranchhodrai Telecom Pvt. Ltd.	0	3177	3177
194	AS Broadband Pvt. Ltd	0	3155	3155
195	Netfox Networks Private Limited	0	3130	3130
196	World Fibernet Private Ltd	0	3000	3000
197	ZYETEK TELECOM PRIVATE LIMITED	0	2932	2932
198	Renu Giga Fiber Pvt. Ltd.	0	2904	2904
199	ajab media vision pvt. Ltd.	0	2900	2900
200	METANET TELECOMMUNICATIONS INDIA (OPC) PRIVATE LIMITED	0	2868	2868
201	MEGAPRIME NETWORK PRIVATE LIMITED	0	2845	2845
202	AAACLOUD TELEPHONY PRIVATE LIMITED	0	2822	2822
203	Foxxcell Communications Pvt. Ltd.	0	2818	2818
204	Netfirre Communications Pvt. Ltd.	0	2816	2816
205	Nuron Communications Private Limited	0	2813	2813
206	Sherie Plexus ISP Pvt. Ltd.	0	2779	2779
207	NETVISION AWADH NETWORKS PVT LTD	0	2774	2774
208	NETWAY INTERNET PVT. LTD.	0	2773	2773
209	DEHRADUN E NET SOLUTIONS PRIVATE LIMITED	0	2767	2767
210	GNANA 11 COMMUNICATION PVT LTD	0	2724	2724
211	VRD Web Services Pvt. Ltd.	0	2715	2715
212	Kovai Fibernet Pvt. Ltd.	0	2713	2713
213	Fiberzone communication Pvt Ltd	0	2688	2688
214	Exnet Broadband Pvt. Ltd.	0	2670	2670
215	A.S.C.S.C. DIGITAL PRIVATE LIMITED	0	2669	2669

S. No.	Name of Service Provider	Narrowband	Broadband	Total
216	Johnson Telemarketers Pvt. Ltd.	0	2645	2645
217	Flashcom Network Pvt. Ltd.	0	2636	2636
218	Niss Internet Services Pvt. Ltd.	0	2614	2614
219	Qwistel Network Service Pvt Ltd	0	2566	2566
220	Dishawaves Infonet Pvt. Ltd..	0	2538	2538
221	SATHYA WEBSERVICES PRIVATE LIMITED	0	2536	2536
222	Karunay Internet Pvt. Ltd.	0	2528	2528
223	Myguru Online India (P)Ltd.	0	2516	2516
224	Maharaj Netsol Pvt Ltd	0	2507	2507
225	Deenet Services Pvt Ltd	0	2475	2475
226	Fttx Broadband Pvt. Ltd.	0	2460	2460
227	Gstech Software Systems Pvt Ltd	0	2456	2456
228	Chandra Net Pvt. Limited	0	2435	2435
229	Seven Star Digicomm Pvt. Ltd..	0	2426	2426
230	North Point Services Pvt. Ltd.	0	2401	2401
231	HBS Network Pvt. Ltd.	0	2390	2390
232	WOW Solutions and Systems Pvt. Ltd	0	2358	2358
233	SBR Telecom Pvt. Ltd.	0	2350	2350
234	Real Wire Express Network Pvt. Ltd.	0	2341	2341
235	Seashell Networking Pvt Ltd	0	2339	2339
236	VPM NETWORKS PRIVATE LIMITED	0	2314	2314
237	SMART NET INDIA PVT LTD	0	2305	2305
238	NET4U SERVICES PVT. LTD.	0	2297	2297
239	OUTOFBOX NETWORKS PRIVATE LIMITED	0	2290	2290
240	KOLI'Z PRIVATE LIMITED	0	2277	2277
241	SSKY CONNEECT Pvt Ltd.	0	2260	2260
242	VENKATA SAI INTERNET PRIVATE LIMITED	0	2257	2257
243	INFINET BROADBAND PRIVATE LIMITED	0	2256	2256
244	Amar Broadband Pvt. Ltd..	0	2248	2248
245	Bakliwal Telecom Services Pvt. Ltd.	0	2236	2236
246	Antarjal IT Communication Pvt. Ltd.	0	2216	2216
247	SINDHU FIBER PRIVATE LIMITED	0	2157	2157
248	CONNECT4SURE TECHNOLOGIES PRIVATE LIMITED	0	2153	2153
249	Galaxynet Connections Pvt. Ltd.	0	2131	2131
250	Suntech Sanchar Private Limited	0	2123	2123
251	Starlings Wireless Communications Pvt. Ltd.	0	2119	2119
252	JDM Broadband Services Pvt. Ltd.	0	2077	2077

S. No.	Name of Service Provider	Narrowband	Broadband	Total
253	Jetspot Networks Pvt. Ltd.	0	2061	2061
254	Ruhban Telecommunication Private Limited	0	2060	2060
255	Classic Internet and Cable Services Pvt. Ltd.	0	2051	2051
256	D2R INFOTECH PVT.LTD	0	2048	2048
257	Vision Smartlink Networking Pvt. Ltd.	0	2048	2048
258	RSW Infoway Digital Solution Pvt Ltd	0	2043	2043
259	Allnet Broadband Network Pvt Ltd	0	2030	2030
260	AXOM INTERNET SERVICES PVT LTD	0	2023	2023
261	Southnet Broadband Pvt. Ltd.	0	2008	2008
262	Pink Broadband Services Pvt. Ltd.	0	1990	1990
263	Spider Broadband Pvt. Ltd..	0	1986	1986
264	Merv Enterprises Pvt Ltd	0	1983	1983
265	Tejays Dynamic Ltd.	27	1954	1981
266	Aspirare Communications Pvt Ltd	0	1962	1962
267	Opticom Networks Pvt.Ltd	0	1961	1961
268	CORREL IT SERVICE PVT LTD	0	1920	1920
269	NETWAY INFOTECH PVT LTD	0	1918	1918
270	LAKSHAY ISOLUTIONS INDIA PRIVATE LIMITED	0	1903	1903
271	Susneham Private Limited	0	1900	1900
272	Maulee Broadband Private limited	0	1899	1899
273	IRISTEL Communication Private Limited (Erstwhile Known as Lotus Broadband Pvt. Ltd.)	0	1887	1887
274	BLITS GLOBAL TECHNOLOGIES Pvt. LTD	0	1875	1875
275	First Mile Digital Private Limited	0	1860	1860
276	Bakcom Networks India Pvt. Ltd.	0	1857	1857
277	Megahertz Internet Network Pvt. Ltd.	382	1452	1834
278	Sanchit Infocom Pvt Ltd	0	1818	1818
279	UK GIGAFIBER INTERNET SERVICES PRIVATE LIMITED	0	1815	1815
280	Scud Communication Pvt. Ltd.	0	1808	1808
281	Sefaro Networks Pvt. Ltd.	0	1794	1794
282	ZESS NETWORKS PRIVATE LIMITED	0	1761	1761
283	F2Connect Private Limited	0	1740	1740
284	Skyline Infonet Pvt. Ltd.	0	1736	1736
285	DNS SKYLINK PVT. LTD.	0	1728	1728
286	VYBE TELECOM PRIVATE LIMITED	0	1725	1725
287	TRICHY CHANNEL NINE CABLENET PRIVATE LIMITED	0	1721	1721

S. No.	Name of Service Provider	Narrowband	Broadband	Total
288	Jeebr Internet Service Private Limited	0	1716	1716
289	KKD Broadband Pvt Ltd	0	1705	1705
290	Syntego Technologies India Pvt. Ltd.	0	1694	1694
291	VAYU ONLINE PRIVATE LIMITED	0	1685	1685
292	Protoact Digital Network Pvt. Ltd.	0	1683	1683
293	F2H Networks Pvt. Ltd.	0	1680	1680
294	Corsica Solutions Private Limited	0	1679	1679
295	Lbs Infoway India Pvt. Ltd.	0	1660	1660
296	GRAND BROADBAND SERVICES PRIVATE LIMITED	0	1658	1658
297	FoFo Networks Private Limited	0	1647	1647
298	Wizbyte Networks Private Limited	16	1616	1632
299	Sadaa SmartlinksCommunication Pvt. Ltd.	0	1621	1621
300	F/X Wireless Technology Services Pvt. Ltd.	61	1558	1619
301	City Online AP Pvt. Ltd.	0	1617	1617
302	ALACRIY NET SYSTEM SERVICE PRIVATE LIMITED	0	1616	1616
303	psnet solutions pvt ltd	0	1614	1614
304	Spectram Telecom Pvt.Ltd	0	1604	1604
305	Shikhar BroadbandEnterprises Pvt. Ltd.	0	1600	1600
306	Jiffy Cable & Datacom Pvt. Ltd.	0	1595	1595
307	S P Internet Technologies Pvt. Ltd.	0	1592	1592
308	KWIKZO TELECOMM Pvt. LTD	0	1582	1582
309	Charotar Telelink Pvt. Ltd..	0	1578	1578
310	JB Jain Broadband Solutions Private Limited	0	1577	1577
311	Sphier Infotech PVT. LTD.	0	1564	1564
312	Osbnnet Broadband Pvt. Ltd.	0	1563	1563
313	Teligus Networks Pvt. Ltd	0	1560	1560
314	GREEN ARROW TECHNOLOGY PRIVATE LIMITED	0	1548	1548
315	Skynet Datacom Pvt. Ltd.	0	1547	1547
316	Ski Network Services Pvt. Ltd	0	1537	1537
317	B2H Infonet Pvt. Ltd.	0	1534	1534
318	S S Fiber Net OpticalCommunication Pvt. Ltd.	0	1523	1523
319	Capture Network Systems Pvt. Ltd.	0	1517	1517
320	Speednet Unique Network Pvt. Ltd.	0	1506	1506
321	Thrishul Broadband Pvt. Ltd..	0	1502	1502
322	Mana Broadband Pvt. Ltd.	0	1495	1495
323	Oxynet Telecommunications Pvt. Ltd	0	1494	1494

S. No.	Name of Service Provider	Narrowband	Broadband	Total
324	TECHNETSOL INFOTECH PRIVATE LIMITED	0	1477	1477
325	Mayekar Broadband Pvt. Ltd.	0	1476	1476
326	ERO WIDE COMM Pvt. Ltd.	0	1471	1471
327	Packenet Solutions Pvt. Ltd.	0	1465	1465
328	AMK SUNBEAM COMMUNICATION PRIVATE LIMITED	0	1447	1447
329	NGC Broadband Pvt. Ltd.	0	1444	1444
330	MORE WIFI INTERNET PRIVATE LIMITED	0	1440	1440
331	MGI NETWORKS PVT LTD	0	1426	1426
332	Unigro Infranet Online Pvt. Ltd.	0	1423	1423
333	Speedmaxx Digital Networks Pvt. Ltd.	0	1412	1412
334	Cyber City ExtremeBroadband Pvt. Ltd.	0	1410	1410
335	GOAN FIBERNET INDIA PRIVATE LIMITED	0	1407	1407
336	VSJ INTERNET SERVICES PVT. LTD.	0	1383	1383
337	SIS NETWORKS PVT LTD	0	1382	1382
338	Smart Wi5 Pvt. Ltd.	0	1372	1372
339	Stackbit Internet Services Pvt. Ltd.	0	1371	1371
340	Sundaram Broadband Pvt Ltd	0	1358	1358
341	BENVAR PRIVATE LIMITED	0	1348	1348
342	PADMESH BROADBAND PRIVATE LIMITED	0	1325	1325
343	MAULI SHIV CABLE INTERNET SERVICES PRIVATE LIMITED	0	1319	1319
344	Onet Digital Networks Pvt. Ltd..	0	1318	1318
345	CARE BROADBAND PRIVATE LIMITED	0	1304	1304
346	R2 Net Solutions Pvt. Ltd.	0	1304	1304
347	Unitel Media Pvt. Ltd.	0	1298	1298
348	Sigaram Networks Pvt. Ltd.	0	1291	1291
349	DHL Broadband Net Pvt. Ltd.	0	1288	1288
350	Veloxr Telecom Pvt. Ltd.	0	1286	1286
351	Nikita Broadband Pvt. Ltd	0	1275	1275
352	Weblink InfowaysPvt. Ltd.	0	1272	1272
353	Gigacast Network Pvt. Ltd.	0	1263	1263
354	Vizag BroadbandCommunications Pvt. Ltd.	1262	0	1262
355	Peak Air Pvt. Ltd.	0	1260	1260
356	Blu Ultraband Internet Services Private Limited	0	1257	1257
357	Airwaves Internet Pvt. Ltd.	0	1255	1255
358	MAURY BROADBAND MARKETING PRIVATE LIMITED	0	1252	1252

S. No.	Name of Service Provider	Narrowband	Broadband	Total
359	City Broadband Network Pvt Ltd	0	1248	1248
360	MAKS COMMUNICATIONS PVT.LTD.	0	1248	1248
361	Minnal DigitalNetwork (P) Ltd.	0	1235	1235
362	Global (India) Tele Infra Pvt. Ltd.	0	1227	1227
363	Grace Teleinfra Pvt Ltd	0	1226	1226
364	UNITED STARS NETWORK PRIVATE LIMITED	0	1221	1221
365	Treelink Broadband Pvt. Ltd.	0	1214	1214
366	Navkar Netsol Pvt. Ltd..	0	1212	1212
367	OM SHIV SAI INTERNET SERVICE (OPC) PVT. LTD	1200	0	1200
368	Sharplink Wireless Solution Pvt. Ltd.	0	1194	1194
369	Shrisai Shavenk Technologies Pvt. Ltd.	0	1182	1182
370	MAHRTH INTERNET SERVICES PRIVATELIMITED	0	1178	1178
371	REVOLUTION BROADBAND PVT LTD	0	1177	1177
372	Uzaina Business India Pvt. Ltd.	0	1170	1170
373	CITY TRANSMISSION NETWORK PRIVATE LIMITED	0	1162	1162
374	EBENEZAR COMMUNICATIONS PVT. LTD.	0	1155	1155
375	SHAILDHAR TELECOM SERVICES Pvt. LTD	0	1154	1154
376	SkyComm Internet Service Private Limited	0	1151	1151
377	Mhase Internet Network (OPC) Pvt. Ltd.	0	1149	1149
378	Venessa Internet Pvt. Ltd.	0	1142	1142
379	Macro Signal Pvt. Ltd	0	1139	1139
380	AKASI NETWORKS PRIVATE LIMITED	0	1134	1134
381	Elitel Solutions Private Limited	0	1132	1132
382	In Broadband Pvt.ltd	0	1121	1121
383	Green Tech Net Com Pvt. Ltd.	0	1118	1118
384	ARCLINK NETWORK Pvt Ltd.	0	1110	1110
385	ACN Fiber Pvt. Ltd.	0	1100	1100
386	Briskcom Infoway Pvt. Ltd.	0	1095	1095
387	AIRWIR TECHNOLOGIES PVT LTD	0	1090	1090
388	CATLA IT&ENGG. CO. PVT LTD.	0	1090	1090
389	DIGHES INTERNET SERVICES OPC PRIVATE LIMITED	0	1089	1089
390	Wavetree Networks Pvt. Ltd.	0	1084	1084
391	Trueinet Networks Pvt.Ltd	0	1081	1081
392	Hardwork Cable & Internet services Pvt. Ltd.	0	1072	1072
393	MARUTHI INTERNET PRIVATE LIMITED	0	1056	1056

S. No.	Name of Service Provider	Narrowband	Broadband	Total
394	FLYLINK INTERNET SERVICES PRIVATE LIMITED	0	1042	1042
395	INFOLINK BROADBAND SERVICES PRIVATE LIMITED	0	1041	1041
396	PARAMOUNT INFINET PVT. LTD.	0	1020	1020
397	IQTERA COMMUNICATION PVT LTD	0	1016	1016
398	Netlinx Limited	0	1016	1016
399	SKY ONLINE TECHNOSYSTEM PVT LTD	0	1016	1016
400	Ashley Internet Services Pvt. Ltd.	0	1013	1013
401	PRIYANK INFOMATICS (OPC) PRIVATE LIMITED	0	1005	1005
402	NETSAT COMMUNICATIONS PVT. LTD.	0	1004	1004
403	DA Smartzone Pvt. Ltd.	0	1002	1002
404	Elyzium Technologies Pvt. Ltd.	0	998	998
405	FASTNET COMMUNICATION PVT. LTD.	0	998	998
406	Al-Mairah Braodband Pvt. Ltd.	0	994	994
407	Getway Broadband Pvt. Ltd.	0	988	988
408	APEX FIBERNET PRIVATE LIMITED	0	984	984
409	AHM Digital Network Pvt Ltd	0	970	970
410	SNDC COMMUNICATION PRIVATE LIMITED	0	970	970
411	FIBERSTORY COMMUNICATIONS PRIVATE LIMITED (erstwhile SHENG LI TELECOM INDIA PRIVATE LIMITED)	0	968	968
412	Hostaxis Network Pvt. Ltd.	0	965	965
413	JCN INTERNET PVT LTD	0	961	961
414	AKD NETWORK PRIVATE LIMITED	0	960	960
415	OM INTERNET BROADBAND SERVICE Pvt. LTD	960	0	960
416	Lakecity Intercom Private Limited	0	956	956
417	Rtel Internet services Pvt Ltd	0	949	949
418	AIRLINE INTERNET SOLUTIONS INDIA PVT LTD	0	946	946
419	HPS DIGITAL BROADBAND PVT LTD	0	946	946
420	M Netplus Communication Services Pvt Ltd	0	946	946
421	Anushree Digital Network Pvt Ltd	0	944	944
422	Surround Networks Pvt Ltd	0	943	943
423	ARJUN BROADBAND PRIVATE LIMITED	0	940	940
424	Sukruti Gcn Networks Pvt. Ltd.	0	935	935
425	Netfirst Communications Pvt. Ltd.	0	930	930
426	Ultimate Internet Services Pvt. Ltd.	0	924	924
427	ZENNET SERVICES PRIVATE LIMITED	0	915	915

S. No.	Name of Service Provider	Narrowband	Broadband	Total
428	WANSH INTECH SERVICES HUB PRIVATE LIMITED	0	912	912
429	Wyris Network Pvt. Ltd.	0	911	911
430	ALWAR ONLINE PVT LTD	0	910	910
431	STARPLANET TECHNOVISION PRIVATE LIMITED	0	910	910
432	Glo Internet Services Pvt Ltd	0	901	901
433	RADHIKA COMMUNICATION BROADBANDPRIVATE LIMITED	0	898	898
434	SRI KRISHNA INTERNET SERVICE PVT LTD	0	898	898
435	GPS Connection Private Limited	0	887	887
436	SVD Digital Networks Pvt. Ltd.	0	883	883
437	Spider Broadband & Cable Pvt. Ltd.	0	882	882
438	MIT ONLINE OPC Pvt Ltd	0	878	878
439	Ficus Telecom Pvt. Ltd.	0	873	873
440	Mhatoba BroadbandPvt. Ltd	0	873	873
441	Primenet Global Private Limited (erstwhile known as Primenet Global Ltd.)	0	869	869
442	Sarvada net Pvt. Ltd	0	860	860
443	Seyon Tele Infra Private Limited	0	860	860
444	POWERNET TELECOM PVT LTD (VNO)	0	853	853
445	Gulbarga Mega Speed Pvt Ltd	0	851	851
446	Darer Internet Services Pvt. Ltd.	0	845	845
447	Graceway Infrastructure and Services Pvt. Ltd	0	843	843
448	Meerut Internet Services Pvt. Ltd.	835	0	835
449	Balaji Infra Ray Pvt. Ltd.	0	833	833
450	Clickian Network Pvt. Ltd.	0	832	832
451	Nettab Broadband Pvt Ltd	0	831	831
452	Skyber Broadband Service Pvt. Ltd	0	830	830
453	IAXN TELECOM PVT LTD	0	828	828
454	Asg Telecom Pvt. Ltd	0	827	827
455	RAGAI NETWORK PRIVATE LIMITED	0	827	827
456	BTS TELECOM PVT LTD	0	825	825
457	M/s NTT Communications India Network Services Private Ltd.	0	824	824
458	Vinayak internet services pvt ltd	0	822	822
459	VICTORY DIGITAL NETWORK PRIVATE LIMITED	0	821	821
460	AU NetworksPvt. Ltd.	0	818	818
461	Rathnaa Spectra Pvt. Ltd.	0	813	813

S. No.	Name of Service Provider	Narrowband	Broadband	Total
462	SRI NETT PRIVATE LIMITED	0	813	813
463	INET SERVICES PVT LTD	0	805	805
464	R.P.TECH-ZONE PRIVATE LIMITED	0	803	803
465	KESHAVA DIGITAL NETWORK PVT. LTD.	0	789	789
466	Sampath Venkateswara Communications Pvt. Ltd. (VNO)	0	775	775
467	DURONTO NETWORKS (OPC) PRIVATE LIMITED	0	771	771
468	Excel UG Pvt. Ltd	0	771	771
469	SRI BALAJI INTERNET PVT LTD	0	770	770
470	Bapu Internet Services Pvt. Ltd.	0	768	768
471	777 NETWORK BROADBAND PRIVATE LIMITED	0	766	766
472	Uttam Infranet Pvt. Ltd..	0	766	766
473	Visputes Internet Pvt. Ltd.	0	764	764
474	Alegra Communication Pvt Ltd	0	763	763
475	Suraj Networks Pvt. Ltd.	0	759	759
476	Blue Net IT Solutions Pvt. Ltd.	0	756	756
477	MAXNET DIGITAL PRIVATE LIMITED	0	750	750
478	STARMATRIX NETWORKS PVT LTD	0	750	750
479	swami Samarth Broadband Service Pvt Ltd	0	750	750
480	ALLIANT NETWORK SOLUTIONS PRIVATE LIMITED	0	739	739
481	SG Broadband Internet Pvt. Ltd.	0	736	736
482	FASTCOM TELELINK PRTVATE LIMITED	0	734	734
483	GVREDDY TELECOMMUNICATIONS (OPC) PVT LTD	0	731	731
484	Bluwaves Internet Services India Pvt. Ltd.	0	729	729
485	Shass Information and Quality Engineering Services Pvt. Ltd.	0	728	728
486	PJR NET SERVICE PRIVATE LIMITED	0	725	725
487	Power Grid Corporation of India Ltd.	0	723	723
488	GAURESH CABLENET SERVICES PRIVATE LIMITED	0	721	721
489	Spirenet Digital Communications Pvt. Ltd.	0	720	720
490	GIGANET DIGITAL NET SERVICES PRIVATE LIMITED	0	717	717
491	HASTEN NETWORK PRIVATE LIMITED	0	717	717
492	TOUCH NET INDIATELESERVICES PRIVATE LIMITED	0	715	715
493	Rida Communication Pvt. Ltd.	0	711	711

S. No.	Name of Service Provider	Narrowband	Broadband	Total
494	Mahabal Net Service Provider	0	710	710
495	Omata Net Pvt. Ltd.	0	707	707
496	Cloudnet Communications Pvt. Ltd.	0	706	706
497	Click 4 Net InternetServices Pvt. Ltd.	0	705	705
498	B R MHATRE PRIVATE LIMITED	0	702	702
499	CHARLIEBOY NETWORK PRIVATE LIMITED	0	702	702
500	PowerGrid Teleservices Limited	0	699	699
501	Moradabad Internet Services Pvt. Ltd.	0	698	698
502	Reliance Communications Limited	697	0	697
503	Vimal Telecom Pvt. Ltd	0	694	694
504	Gleam Worldwide Services Pvt. Ltd.	0	690	690
505	Spark Telecommunication Private Limited	0	690	690
506	HINDAVI TELECOM PRIVATE LIMITED	0	689	689
507	Shineplus Networks Pvt. Ltd.	0	688	688
508	Software Technology Parks of India	23	665	688
509	HDM BROADBAND PRIVATE LIMITED	0	683	683
510	FASTJET TELECOM PRIVATE LIMITED	0	681	681
511	C. J. Online Pvt. Ltd.	0	680	680
512	INCUBIX UNIFIED SOLUTIONS PRIVATE LIMITED	0	672	672
513	JOITEX TELECOM PRIVATE LIMITED	0	671	671
514	N4U broadband pvt.ltd	0	670	670
515	ALLIED IT INFRASTRUCTURE & SERVICES PRIVATE LIMITED	0	668	668
516	RK Broadband Hifi Services Pvt Ltd	668	0	668
517	Gloiosa Infotel IT Services Pvt. Ltd.	0	666	666
518	Techwynk Broadband Connect Pvt.Ltd.	0	665	665
519	Kosmic Broadband Pvt Ltd	0	663	663
520	SAI DWARAWATI NET SERVICES PVT. LTD.	0	662	662
521	Frontier Infra Communications(P) Ltd.	0	654	654
522	Development Logics Solutions Pvt. Ltd.	0	650	650
523	INTERJET INDIA PRIVATE LIMITED	0	643	643
524	YES BROADBANDPRIVATE LIMITED	0	643	643
525	BBRG Communication and Internet Pvt. Ltd.	0	638	638
526	Singh Televentures Pvt Ltd	0	638	638
527	Tanvi Broadband Pvt Ltd	0	638	638
528	Goodwill Smartlink Pvt. Ltd.	0	635	635
529	ACME Diginet Corporation Pvt. Ltd.	0	634	634
530	Bass Jokernet Pvt. Ltd.	0	630	630

S. No.	Name of Service Provider	Narrowband	Broadband	Total
531	Dreamnet Gigafiber Pvt Ltd	0	622	622
532	COMPLIANCE BROADBAND PRIVATE LIMITED	3	615	618
533	Airnetz Broadband Services Pvt. Ltd.	0	613	613
534	Datamax Technologies Pvt Ltd	0	611	611
535	Airway Communication Services India Pvt. Ltd.	0	608	608
536	RNET GIGAFIBER Pvt. LTD	608	0	608
537	CLOUDPATH TELECOM PVT LTD	0	604	604
538	Clicknet Communication Pvt. Ltd.	0	600	600
539	Easy Solutions InternetServices Pvt. Ltd.	0	600	600
540	RSBS Online Services Pvt. Ltd.	0	595	595
541	Linkway Internet Pvt.Ltd.	0	594	594
542	Rajesh Patel Net Services Pvt. Ltd.	0	593	593
543	VASANSHAH NETWORK PRIVATE LIMITED	0	592	592
544	Roarnet Broadband Pvt Ltd	0	587	587
545	NC BROADBAND SERVICES PRIVATE LIMITED	0	586	586
546	Gowio Networks Pvt. Ltd	0	585	585
547	MSINFINITY ETHERNET SOLUTIONS PRIVATE LIMITED	0	583	583
548	LIMERICK TECHNOLOGIES PRIVATE LIMITED	0	579	579
549	NETARC SOLUTIONS PRIVATE LIMITED	0	579	579
550	R.P World Webnet Pvt.Ltd.	0	579	579
551	Velocity Broadband Pvt. Ltd.	0	578	578
552	Sasa BroadbandTechnologies Pvt. Ltd.	0	575	575
553	Alphanet Broadband Pvt Ltd	0	571	571
554	Nandini Broadband Pvt. Ltd.	0	568	568
555	Touchnet Broadband Services Pvt. Ltd.	0	562	562
556	Nanjil Internet Services Pvt. Ltd.	0	560	560
557	Kad-Syscon NetworksPvt. Ltd	0	551	551
558	Blazing SpeedBroadband Pvt. Ltd.	0	550	550
559	GLOBNET BROADBAND SERVICE PRIVATE LIMITED	0	550	550
560	Prayag BroadbandPvt. Ltd.	0	550	550
561	Bandwidth Infinity Pvt. Ltd	0	549	549
562	Panav Network and Communications Private Limited	0	548	548
563	PRATIK NETWORKING SOLUTIONS PRIVATE LIMITED	0	547	547

S. No.	Name of Service Provider	Narrowband	Broadband	Total
564	Fastnet Wire & Wireless Solutions Pvt. Ltd.	0	543	543
565	FIBER POWER CONNECTS PRIVATE LIMITED	0	540	540
566	Unborn Networks Pvt. Ltd.	0	540	540
567	Feathers wireless network (opc) Pvt. Ltd.	0	539	539
568	HANSA BROADBAND SERVICES PRIVATE LIMITED	0	536	536
569	Daksh Broadband Services Pvt. Ltd.	0	533	533
570	SARVA AIRWORLD NETWORK PVT LTD	0	533	533
571	Nextra Communications Private Limited	0	528	528
572	Malang Solutions Pvt. Ltd.	0	527	527
573	7 Sai Net Solutions Pvt. Ltd.	0	523	523
574	RACSANN TECHNOLOGIES PVT. LTD.	0	520	520
575	Sprioc Web Private Limited	0	520	520
576	VELS FIBERNET PRIVATE LIMITED	0	520	520
577	Aeroway Networks Pvt. Ltd.	0	518	518
578	WIND STREAM NETWORK PRIVATE LIMITED	0	516	516
579	Spiretel Technologies Pvt Ltd	0	512	512
580	Manish Infocom Pvt. Ltd.	0	511	511
581	AL HUTAIB NETSOL PRIVATE LIMITED	0	507	507
582	G B Internet Service Private Limited	0	505	505
583	DARHAWNI BUSINESS ENTERPRISE PRIVATE LIMITED	0	503	503
584	Robust Pixel Connect Private Limited	0	502	502
585	Smart Choice Wireless Network Pvt. Ltd.	501	0	501
586	DE-CIX Interwire Internet Services Pvt. Limited	0	499	499
587	Royal Connect Solutions Pvt. Ltd	0	499	499
588	Sparklink. Net Pvt. Ltd.	0	497	497
589	APPCALL INTERNET SERVICES PRIVATE LIMITED	0	496	496
590	INTERCITY FIBER NETWORKS PRIVATE LIMITED	0	496	496
591	Monark Broadband Private Limited	0	492	492
592	JMD INTERNET AND SERVICES PVT. LTD.	0	490	490
593	KOSHI BROADBAND COMMUNICATIONS (OPC) PVT LTD	0	487	487
594	Mall and Mall Digiworld Pvt. Ltd.	0	487	487
595	Vinayaga Communications Pvt Ltd.	0	486	486
596	Alien DNS Pvt. Ltd.	0	483	483
597	Sivaan Infocom Pvt. Ltd	0	480	480

S. No.	Name of Service Provider	Narrowband	Broadband	Total
598	Dhanam Internet Services India Pvt. Ltd.	0	479	479
599	Reticule Infotech Pvt. Ltd.	0	476	476
600	ULTRAVISION INFOSERVE PVT LTD	0	476	476
601	Suncity Broadband Pvt. Ltd.	0	475	475
602	Texas Connect Private Limited	0	475	475
603	KASHID TELECOM INDIA PRIVATE LIMITED erstwhile Shree Manoranjan Broadband Pvt. Ltd.	0	470	470
604	CONSAM TELECOM PRIVATE LIMITED	0	465	465
605	SYNCFAC TO CONSULTING Pvt Ltd.	0	465	465
606	CNS Infotel Services Pvt. Ltd..	0	464	464
607	SANSOM NETTECH PRIVATE LIMITED	0	462	462
608	KKM Broadband Internet Pvt. Ltd.	0	461	461
609	SERANS FIBERNET PRIVATE LIMITED	0	460	460
610	BHAVESH CABLE AND INTERNET SERVICES PRIVATE LIMITED	0	458	458
611	Galactic Internet Private Limited	0	456	456
612	OPTO Communications Private Limited	0	456	456
613	ZAK NETWORKS INDIA PRIVATE LIMITED	0	455	455
614	GTECH COMMUNICATION Pvt Ltd	0	451	451
615	MANA INTERNET SERVICES PRIVATE LIMITED	0	451	451
616	Sistemas Information Technology Pvt. Ltd.	0	451	451
617	Wireline Solution India Pvt Ltd	0	451	451
618	BSL Technologies Pvt. Ltd.	0	450	450
619	SPARKLIGHT INTERNET PRIVATE LIMITED	0	450	450
620	Unisas Netserve Pvt. Ltd.	0	449	449
621	Aeronet online services private limited	0	443	443
622	Gorkha Infotech Private Limited	0	442	442
623	SmchondheCommunication Pvt. Ltd	0	442	442
624	MREZHI INTERNET PRIVATE LIMITED	0	440	440
625	Tiyatel Communications Pvt Ltd	0	439	439
626	Daan Communications Private Limited	0	438	438
627	SAPTRANET INDIA PVT LTD	0	437	437
628	NEONET COMMUNICATIONS PVT. LTD.	0	432	432
629	Devdarpan Broadband Pvt Ltd	220	211	431
630	airtechzone services india private limited	0	430	430
631	Apex Broadband Network Pvt Ltd	0	430	430
632	7 STAR INFOCOM PRIVATE LIMITED	0	428	428
633	DYSINT NETWORKS PRIVATE LIMITED	0	427	427

S. No.	Name of Service Provider	Narrowband	Broadband	Total
634	Acegen Broadband Pvt. Ltd.	0	426	426
635	RAAGAV COMMUNICATIONS PVT LTD	0	426	426
636	Sense Connect IT Pvt. Ltd.	0	425	425
637	DMDS SOLUTIONSPRIVATE LIMITED	0	420	420
638	Kataria Net Solutions Pvt. Ltd.	0	420	420
639	SAI LEELA'S INTERNET SERVICE PVT. LTD.	0	419	419
640	Sysnet Broadband Services Pvt. Ltd.	0	417	417
641	DV INFOCOM PRIVATE LIMITED	0	415	415
642	SAI KUMAR INFONET PRIVATE LIMITED	0	415	415
643	TRACKNET SERVICES PVT LTD	0	413	413
644	Quick Link Broadband and Services Pvt. Ltd.	0	411	411
645	SIDDIQUI GLOBAL SERVICES PVT LTD	0	403	403
646	Onepipe Telecom Pvt. Ltd	0	402	402
647	BPS COMMUNICATION AND SERVICES PRIVATE LIMITED	0	400	400
648	FASUTONETTO SERVICES PRIVATE LIMITED	0	400	400
649	Excogitate Technologies Pvt. Ltd.	0	392	392
650	Netrexo Communications Private Limited	0	392	392
651	TECHNOMEX INFOCOM SYSTEMS PVT LTD.	0	392	392
652	Earthlink Broadband Pvt. Ltd	0	390	390
653	I-Infolink Networks Pvt. Ltd.	0	385	385
654	Varsha Datacom Services Pvt. Ltd.	0	384	384
655	Terrafiber Networks Pvt. Ltd.	0	383	383
656	VORRUCKEN NETWORKS PRIVATE LIMITED	0	382	382
657	Gera Cable Internet Service Pvt. Ltd.	0	381	381
658	Peer Networks Private Limited	0	381	381
659	Skylink Fibernet Pvt. Ltd.	0	380	380
660	VDCN INFOTECH PRIVATE LIMITED	0	380	380
661	VIVEK NETWORK PRIVATE LIMITED	0	379	379
662	Cybernet Introtech Pvt. Ltd.	0	375	375
663	EASYNET BROADBAND PVT LTD	0	374	374
664	NETZI BROADBAND SERVICES PVT LTD	373	0	373
665	Starnet Global Pvt. Ltd.	0	370	370
666	Zoram Infonet Pvt. Ltd.	0	370	370
667	CAB-NET SERVICES PRIVATE LIMITED	0	368	368
668	Hipoint Connect Pvt. Ltd.	0	365	365
669	Pteron Communication Pvt. Ltd	0	365	365
670	Rocketwire Internet Solutions Pvt. Ltd.	0	365	365

S. No.	Name of Service Provider	Narrowband	Broadband	Total
671	HANUMAT NETWORKS PRIVATE LIMITED	0	362	362
672	KSK Broadband Pvt. Ltd.	0	359	359
673	INYCB Network Pvt. Ltd.	0	358	358
674	DMP Internet Services Pvt. Ltd	0	355	355
675	Imperium Digital Network Pvt. Ltd.	0	355	355
676	Honey Broadband Services Pvt. Ltd.	0	354	354
677	3J Global Services Pvt Ltd	0	353	353
678	LINK 4 DATA COMMUNICATION PVT LTD	0	353	353
679	PULSE TELESYSTEMS PRIVATE LIMITED	0	350	350
680	WAY2NET IT SERVICES PVT LTD	0	350	350
681	Nandita Infocom Pvt. Ltd.	0	347	347
682	Linktel Info Technology Pvt Ltd	0	346	346
683	Manumata Fiber Net Solutions PVT LTD	0	346	346
684	VN ETHERNET INDIA PRIVATE LIMITED	0	337	337
685	VERYS INFOTECH PRIVATE LIMITED	0	335	335
686	PRONET PRIVATE LIMITED	0	334	334
687	Proline Datatech Services Pvt. Ltd.	0	332	332
688	Sai Akshay Internet Services Pvt Ltd.	0	332	332
689	Yuvaa Communications Private Limited	0	332	332
690	Runet infotech India pvt ltd	0	331	331
691	O V NETWORKS PVT LTD	0	330	330
692	TRIGART INTERNET PVT. LTD.	0	330	330
693	BADLAPUR BROADBAND SERVICES PRIVATE LIMITED	0	329	329
694	BT Global Communication India Pvt. Ltd.	0	328	328
695	PRO MULTILINK SERVICE (OPC) PRIVATE LIMITED	326	0	326
696	R N Broadband Online Pvt. Ltd	0	325	325
697	METREXA BROADNET PRIVATE LIMITED	0	324	324
698	ASIAN BROADBAND SOLUTIONS PRIVATE LIMITED	0	323	323
699	Verizon Communications India Pvt. Ltd.	0	323	323
700	Ncore Creative Technologies Pvt. Ltd	0	318	318
701	Barani Data Solutions Private Limited	312	0	312
702	GPALV BROADBAND PRIVATE LIMITED	0	310	310
703	AARADHY LIAISON SERVICES PRIVATE LIMITED	0	309	309
704	Gramin Broadband Network Pvt. Ltd.	0	307	307
705	Sreedevi Communications Private Limited	0	307	307
706	SBS BROADBAND AND CABLE PVT. LTD.	0	306	306
707	Bluenet Broadband Services Pvt. Ltd.	305	0	305

S. No.	Name of Service Provider	Narrowband	Broadband	Total
708	Srushti Broadband And Internet Services Pvt. Ltd.	0	304	304
709	TRIVNET NETWORKS PRIVATE LIMITED	0	304	304
710	Voxterria Innovtions Pvt. Ltd.	0	304	304
711	BHR BROADBAND Pvt. LTD	0	303	303
712	Inter Net LY Pvt. Ltd.	0	302	302
713	Apex Netcom India Pvt. Ltd..	0	300	300
714	FLITZEN BROADBAND Pvt Ltd.	0	299	299
715	Ecreado Network Solutions Pvt. Ltd.	0	298	298
716	EYE FASTNET SERVICE PRIVATE LIMITED	0	298	298
717	KISHAN WEALTH MANAGEMENT PRIVATE LIMITED	0	298	298
718	Shri Samarth Infobahn Pvt. Ltd.	0	298	298
719	Hyber Networking Pvt. Ltd.	0	297	297
720	Citylink Broadband Services Pvt. Ltd.	0	293	293
721	JD Net Enterprises Pvt. Ltd	0	292	292
722	AT&T Global Network Services India Pvt. Ltd. (UL-ISP)	0	290	290
723	Skyhunt IT Park Pvt. Ltd.	0	290	290
724	SMARTLINK BROADBAND SERVICES PVT LTD	0	286	286
725	SWANAND INTERNET SERVICES PRIVATE LIMITED	0	286	286
726	AiriconCommunication Pvt. Ltd	0	284	284
727	NAKODA NETWORK PRIVATE LIMITED	0	282	282
728	Nivak Communications Pvt. Ltd	281	0	281
729	KALYAN BROADBAND PRIVATE LIMITED	0	279	279
730	KP INFRATEL NETWORK (OPC) PRIVATE LIMITED	0	276	276
731	Sharva Telenet Private Limited	0	275	275
732	LEROY NETWORKS AND SERVICES PRIVATE LIMITED	0	272	272
733	King Netsol Pvt. Ltd.	0	271	271
734	SPEED HEX TELE COMMUNICATIONS PRIVATE LIMITED	0	271	271
735	J-Link Infotainment Pvt. Ltd.	0	270	270
736	SSICON SYSTEMS PRIVATE LIMITED	0	270	270
737	SWAMIVATVRUKSHA NET (OPC) PVT LTD	0	270	270
738	AWLIV LIVING SOLUTIONS PRIVATE LIMITED	0	266	266
739	Passcom System and Services Pvt. Ltd.	0	265	265

S. No.	Name of Service Provider	Narrowband	Broadband	Total
740	FIRST CHOICE BROADBAND (OPC) PRIVATE LIMITED	0	264	264
741	arrow touch wireless internet private limited	0	262	262
742	LINKSPEED TELEINFRA PRIVATE LIMITED	0	261	261
743	SIDDHBALI INFOTECH PVT LTD.	0	260	260
744	Singh Internet Services Pvt. Ltd.	0	260	260
745	Vizcon Digital Pvt. Ltd.	260	0	260
746	IMMORTAL INTERNET PRIVATE LIMITED	0	256	256
747	DATASTREAM NETWORKS Pvt Ltd	0	255	255
748	Linkio Fibernet Private Limited	0	255	255
749	CLOUDINSTA24 SERVICES PRIVATE LIMITED	0	253	253
750	Shivraj Broadband Internet Pvt. Ltd.	0	253	253
751	LINKUNIVERSE COMMUNICATION PRIVATE LIMITED	0	252	252
752	SNT Broadband Pvt. Ltd.	0	252	252
753	Shreepad Communication Pvt. Ltd.	0	251	251
754	TELEMANTRRA SALES CORPORATION PRIVATE LIMITED	0	251	251
755	CHANNEL 3 INFO MEDIA PRIVATE LIMITED	0	250	250
756	SPEEDGLOBAL TELECOM NETWORK PRIVATE LIMITED	0	250	250
757	LINKWAVE TECHNOLOGIES PVT LTD	0	248	248
758	GIGA BEAM BROADBAND PVT.LTD.	0	247	247
759	Orange City InternetServices Pvt. Ltd.	0	247	247
760	ADRI INFOCOM Pvt. Ltd.	246	0	246
761	BHAVANI VMD BROADBAND PRIVATE LIMITED	0	245	245
762	MRRIDSYS TECHNOLOGIES PVT LTD	0	245	245
763	BLESS NETWORK PRIVATE LIMITED	244	0	244
764	Breitband Technologies Private Limited	0	243	243
765	HAWK NETWORKS	0	243	243
766	SPACELINK INTERNET (OPC) PRIVATE LIMITED	0	242	242
767	Simplex Broadband Pvt. Ltd.	0	240	240
768	TEJNET GIGAFIBER PRIVATE LIMITED	0	240	240
769	STN Communication & Advertising Pvt. Ltd.	0	239	239
770	AEROLINK BROADBAND PRIVATE LIMITED	0	238	238

S. No.	Name of Service Provider	Narrowband	Broadband	Total
771	AT&T Global Network Service India Private Limited (VNO)	0	237	237
772	Megatel Networks Pvt. Ltd.	0	237	237
773	JTM Internet Pvt. Ltd	0	236	236
774	ABNSERVICES PVT LTD	0	235	235
775	AIRONET BROADBAND PRIVATE LIMITED	0	235	235
776	Airwire Infocom Pvt. Ltd.	0	235	235
777	NIKITA INTERNET SERVICES PRIVATE LIMITED	0	235	235
778	NIVID TELECOM INDIA PRIVATE LIMITED	0	235	235
779	LAYA NETWORK PRIVATE LIMITED	0	233	233
780	SAIDEEP BROADBAND PRIVATE LIMITED	0	232	232
781	Santosh cable network and datacom pvt.ltd	0	231	231
782	MANAS INTERNET TECHNOLOGY PRIVATE LIMITED	0	230	230
783	PALGHAR NETWORK PRIVATE LIMITED	0	230	230
784	PRSHREE Networks Private Limited	0	230	230
785	RIGA TECH PRIVATE LIMITED	0	230	230
786	Magnuss Broadband Service Pvt. Ltd.	0	228	228
787	ZEES BROAD BAND PRIVATE LIMITED	0	228	228
788	RIHANT INFOTECH PVT. LTD	0	226	226
789	WNET TELECOM PRIVATE LIMITED	0	226	226
790	METAWAVES PRIVATE LIMITED	0	225	225
791	ZR NET OPC PVT LTD	0	225	225
792	Vrednus Network Pvt. Ltd.	0	224	224
793	AIT Internet Services Pvt. Ltd.	0	222	222
794	BRIZZ BROADBAND PRIVATE LIMITED	0	222	222
795	Rmax Broadband Pvt. Ltd.	0	222	222
796	Infiber Broadnet Pvt. Ltd.	0	220	220
797	Speedster Communications Pvt. Ltd	0	220	220
798	ACEBROWSE PVT LTD	0	219	219
799	NETKLIKS COMMUNICATIONS PRIVATE LIMITED	0	219	219
800	TAIBA SUPER INTERNET PRIVATE LIMITED	219	0	219
801	TENG NETWORK SOLUTION PRIVATE LIMITED	219	0	219
802	KHUSHI CABLE AND TELEINFRA PRIVATE LIMITED	0	218	218
803	NETCONNECT SERVICES PRIVATE LIMITED	0	218	218

S. No.	Name of Service Provider	Narrowband	Broadband	Total
804	SRI RAM BROADBAND SERVICES PRIVATE LIMITED	0	218	218
805	CIT SOLUTIONS PVT. LTD.	0	217	217
806	Elecon Information Technology Ltd.	0	217	217
807	HELM CONSULTANTS PVT LTD	0	216	216
808	SFNS NETWORK PVT LTD	0	216	216
809	Hari Om Netsol Pvt. Ltd.	0	214	214
810	Costel Networks Pvt. Ltd.	0	212	212
811	DAVA TELECOM PRIVATE LIMITED	0	212	212
812	HDN COMMUNICATIONS PRIVATE LIMITED	0	212	212
813	iBus Network & Infrastructure (P) Ltd.	0	212	212
814	Vaishnavaibhavi Internet Solutions Private Limited	0	212	212
815	Enhancelink CoreportPvt. Ltd	0	211	211
816	Tca Network Pvt Ltd	0	211	211
817	HiFi Broadband Pvt. Ltd.	0	210	210
818	RUSH ME BROADBAND PRIVATE LIMITED	0	208	208
819	OS IT SERVICES PRIVATE LIMITED	0	207	207
820	Promptnet Broadband Pvt. Ltd.	0	206	206
821	Saibaba Broadband Pvt. Ltd.	0	206	206
822	DIGITAL SSV NET SOL PRIVATE LIMITED	0	205	205
823	S.V.C CABLE NET PRIVATE LIMITED	0	205	205
824	Sath Technologies Pvt. Ltd.	0	205	205
825	Netwire Internet Solutions Pvt. Ltd.	0	202	202
826	PRO STARVISION (OPC) PVT. LTD.	0	202	202
827	VAIDIK NETSOL OPC PVT LTD	0	202	202
828	Dhadam Hospitality & Services Pvt. Ltd.	0	200	200
829	JAYBHOLE CABLE VISION PRIVATE LIMITED	0	200	200
830	RAMYAA INTERNET SERVICES PRIVATE LIMITED	0	199	199
831	WAY2AIR NET SOLUTION PVT. LTD.	0	197	197
832	SGCI Pvt. Ltd.	0	196	196
833	TEJNET BROADBAND Pvt Ltd.	0	196	196
834	AIRMAX SOLUTION AND INTERNET SERVICES PVT LTD	0	195	195
835	YNET TELECOM SOLUTIONS PVT LTD	0	193	193
836	NEAM COMMUNICATIONS PRIVATE LIMITED	0	192	192
837	FRIDDEN INFOWAY PVT. LTD..	0	189	189
838	Wi5 Internet Services Pvt. Ltd.	0	189	189

S. No.	Name of Service Provider	Narrowband	Broadband	Total
839	Data Ingenious Global Ltd	0	187	187
840	iCAN Solutions Private Limited	0	187	187
841	SHILOM NETWORK SERVICES PRIVATE LIMITED	0	187	187
842	WEBNET BROADBAND (OPC) PRIVATE LIMITED	0	186	186
843	Lukestar Infotainment Pvt Ltd	0	185	185
844	NETMANTRA BROADBAND SERVICES PRIVATE LIMITED	0	185	185
845	VIDHI NETSOL PRIVATE LIMITED	0	185	185
846	Gponospace Internet India Pvt. Ltd.	0	184	184
847	STANET INTERNET SERVICES PRIVATE LIMITED	0	184	184
848	Ekowebtech IT Services Private Limited	0	183	183
849	Optisky Fibernet Pvt. Ltd.	0	183	183
850	Sharktel Infocom Pvt. Ltd.	0	183	183
851	Winnet Broadband Pvt. Ltd.	0	183	183
852	SHREEB NETWORK PVT LTD	0	182	182
853	AIRMAX INTERNET PVT LTD	0	181	181
854	VMO BROADBAND PVT LTD	0	180	180
855	White Stallion Networks Pvt. Ltd.	0	179	179
856	BALAJI INFO NETWORKS SOLUTIONS PRIVATE LIMITED	0	175	175
857	SHARMILA ENTERPRISE PRIVATE LIMITED	0	175	175
858	Intermedia Cable Communication Pvt Ltd	0	174	174
859	GREEN SMART INFRACON PRIVATE LIMITED	0	174	174
860	Sator Square Ventures Private Limited	0	174	174
861	SHIVAM WEB NETWORKS PRIVATE LIMITED	0	173	173
862	Speednet Infracom Pvt. Ltd.	0	172	172
863	Airfiber IT Solutions Pvt. Ltd.	0	171	171
864	CINFOGEN PRIVATE LIMITED	0	170	170
865	Ayman Internet Pvt. Ltd.	0	168	168
866	Plusnet Communications Pvt. Ltd.	0	166	166
867	PMG Networks Pvt. Ltd.	0	165	165
868	Pune Teleinfra Pvt. Ltd..	0	165	165
869	FZBN CONNECTIVITY AND SOLUTIONS PRIVATE LIMITED	0	164	164
870	Praj Network Pvt. Ltd	0	164	164
871	SG FIBERNET PRIVATE LIMITED	0	161	161
872	Digitizer Access Network Private Limited	0	160	160

S. No.	Name of Service Provider	Narrowband	Broadband	Total
873	MANTHANAM NETSOL PRIVATE LIMITED	0	160	160
874	Sankrish Infocom Private Limited	0	160	160
875	smart plus multi services pvt ltd	0	160	160
876	ATMA MALIK 1313 INTERNET SERVICES PVT. LTD.	0	159	159
877	MANGALA NETWORKS PRIVATE LIMITED	0	159	159
878	KESHVI INTERNET SERVICE PRIVATE LIMITED	0	158	158
879	Viking Network Pvt. ltd	0	157	157
880	POLY INFORMATICS PVT.LTD.	0	155	155
881	V NETCARE PRIVATE LIMITED	0	155	155
882	FIBERMAX PRIVATE LIMITED	0	154	154
883	Neton Icom Pvt. Ltd.	0	154	154
884	Delix Net Solutions Pvt. Ltd	0	152	152
885	JM INTERNET AND BROADBAND SERVICES PRIVATE LIMITED	0	152	152
886	Noob Technologies Pvt.Ltd	0	152	152
887	FRONTLINE INTERNET SERVICES PVT LTD	0	150	150
888	iGEN Networks Private Limited	0	150	150
889	Netway Internet Services	0	150	150
890	Prateek Netconnect Pvt. Ltd	0	150	150
891	Patil ISP Services (OPC) Pvt. Ltd.	74	74	148
892	3 STAR INTERNET AND OTT NETWORK PRIVATE LIMITED	0	147	147
893	Fabnet Services Private Limited	0	147	147
894	Netstra Communications Pvt.. Ltd.	0	147	147
895	VELOCITY INTERNET INDIA PRIVATE LIMITED	122	25	147
896	Dataexpress Pvt. Ltd	0	145	145
897	VISHWAKARMA BROADBAND PRIVATE LIMITED	0	143	143
898	NAS INTERNET SERVICES PVT LTD	0	142	142
899	Antariksh Broadband & Wireless Solution Pvt. Ltd.	0	140	140
900	Fibernetisp Pvt. Ltd.	0	140	140
901	J AND D COMMUNICATIONS PRIVATE LIMITED	0	140	140
902	NEXAEDGE INDIA Pvt Ltd.	0	140	140
903	Futurenet broadband and internet services pvt ltd	0	139	139
904	OM ISP PRIVATE LIMITED	0	139	139

S. No.	Name of Service Provider	Narrowband	Broadband	Total
905	Teleglobal Communiocations pvt Ltd	139	0	139
906	Orange Business Services India Network Pvt. Ltd.	0	138	138
907	Achiever Communication and Services Pvt. Ltd.	0	137	137
908	Vision Hi-Speed Technology Pvt. Ltd.	0	137	137
909	ANS BROADBAND SERVICES PRIVATE LIMITED	0	135	135
910	Mediatech Communication Pvt. Ltd.	0	135	135
911	Unet Communication Pvt. Ltd.	0	135	135
912	Mahadev Telventures Pvt Ltd	0	134	134
913	Netgarden Services Private Limited	0	130	130
914	Shree Siddhivinayak Cable And Internet Service Provider Private Limited.	0	129	129
915	Wingsnet Internet Pvt.Ltd	0	129	129
916	SWS NETWORK PRIVATE LIMITED	0	128	128
917	GauravCommunication Pvt. Ltd	0	127	127
918	FIBRA NETWAY PRIVATE LIMITED	0	126	126
919	Jetato Skynet Services Pvt. Ltd.	0	126	126
920	MLC INTERNET PVT LTD	0	126	126
921	Linkup Networks Pvt. Ltd.	0	125	125
922	Pier Communication Pvt. Ltd	0	125	125
923	Clickr Services Private Limited	0	124	124
924	Rae Internet Service Provider Pvt Ltd	0	124	124
925	Telstra Telecommunications Private Limited	0	124	124
926	A-Net Communication India Pvt.Ltd.	0	123	123
927	NT CYBRONET PRIVATE LIMITED	0	123	123
928	Zubitel Networks Pvt. Ltd.	0	123	123
929	Ishani Broadband Pvt Ltd	0	122	122
930	KARRY BROADBAND PRIVATE LIMITED	0	121	121
931	QUANTASOUL AIROLOGIX PVT LTD. (UL-ISP)	0	121	121
932	R3ESOLUTION Pvt Ltd.	0	120	120
933	JBN Online Pvt. Ltd.	0	119	119
934	LEVOTEL BIGNET SOLUTIONS PRIVATE LIMITED	0	118	118
935	V NET NETWORKS PVT. LTD	0	118	118
936	Auspice Infratel Pvt Ltd. (VNO)	0	117	117
937	Saisidhivinayank Internet service private limited	0	117	117
938	ASVISH TECHNOLOGY PARTNER (OPC) PVT LTD	0	116	116

S. No.	Name of Service Provider	Narrowband	Broadband	Total
939	Magica Networking Solutions Pvt. Ltd.	0	115	115
940	WAGHESHWAR NETVISION PRIVATE LIMITED	0	115	115
941	E I DOT Com Pvt. Ltd.	0	114	114
942	Blenda Internet ServicesIndia Pvt. Ltd.	0	113	113
943	Joshi Internet Services Pvt. Ltd.	0	111	111
944	Japra Tele Link Pvt. Ltd.	0	110	110
945	LINKED NET TECHNO SERVICES PRIVATE LIMITED	0	110	110
946	DIVYATA TECHNOLOGIES PRIVATE LIMITED	0	109	109
947	WIRED2COMMUNICATION PRIVATE LIMITED	0	109	109
948	Durga Broadband Pvt. Ltd.	0	108	108
949	SHEEN TELECOM CONSULTANTS PVT LTD	0	107	107
950	Jeebr Cloud Solutions Private Limited	0	106	106
951	Veer Point Pvt. Ltd.	0	106	106
952	NSD Internet Private Limited	0	105	105
953	SKYNET E-SOLUTION PRIVATE LIMITED (erstwhile known as Skynet Broadband Pvt. Ltd.)	0	105	105
954	AATTIZEN TELECOM PRIVATE LIMITED	0	104	104
955	DFAB INTERNET SERVICES PRIVATE LIMITED	0	104	104
956	GIGANETWORK INFO PRIVATE LIMITED	0	104	104
957	JLR NETWORKS PRIVATE LIMITED	0	104	104
958	Khetan Cable Network (P) Ltd	0	104	104
959	Thangam Communications Pvt.Ltd.	0	104	104
960	OM SAI TELECOM PRIVATE LIMITED	0	103	103
961	Rohela Broadband Network Pvt. Ltd.	0	103	103
962	GSDN COMMUNICATION PRIVATE LIMITED	0	101	101
963	Invensys Networks Pvt.Ltd.	0	101	101
964	Maxit Infocom Pvt. Ltd	0	101	101
965	GIGA NET BROADBAND (OPC) PRIVATE LIMITED	0	100	100
966	Jetsys Telelink OPC Pvt Ltd	0	100	100
967	Speedking Infotech Pvt. Ltd.	0	100	100
968	FLIX BROADBAND SERVICES PRIVATE LIMITED	0	99	99
969	Pyramid Infocom Pvt. Ltd.	99	0	99
970	Jasnet Networks Pvt. Ltd.	0	98	98
971	ANODIC TELENETWORK PVT LTD	0	97	97

S. No.	Name of Service Provider	Narrowband	Broadband	Total
972	Broad Net India Pvt. Ltd.	0	97	97
973	Datawings Teleinfra Private Limited	0	97	97
974	SADBUDHHI SOLUTIONS PVT LTD	0	97	97
975	CLOUDLASERS TELECOM PRIVATE LIMITED	0	96	96
976	IT Spectrum Media Pvt Ltd	0	96	96
977	SPEEDNET OPTICAL NETWORK Pvt Ltd.	0	94	94
978	SPEEDNET INFORMEDIA PVT LTD	0	94	94
979	Satpar Infotech Pvt Ltd	0	93	93
980	TENTEQ BROADBAND PVT. LTD.	0	93	93
981	Bilal Internet Services Private Limited	0	92	92
982	BLUELINE BROADBAND PRIVATE LTD	0	92	92
983	RDN BROADBAND SERVICE PVT LTD	0	92	92
984	Netlife Network Pvt. Ltd..	0	91	91
985	SEYFERT NETWORKS PRIVATE LIMITED	0	90	90
986	DREAMCABLES AND INTERNET SERVICES PRIVATE LIMITED	0	88	88
987	Gaxiom Networking Solutions Private Limited	0	88	88
988	Inic Communications Private Limited	0	88	88
989	AXOMNET BROADBAND Pvt. LTD.	0	87	87
990	nwt internet services private limited	0	87	87
991	Vishwamani Solutions Pvt Ltd	0	87	87
992	DAMAN I NET (OPC) PRIVATE LIMITED	0	85	85
993	DHUNI NETSOL PRIVATE LIMITED	0	85	85
994	Kelnet Communication Services Pvt. Ltd	0	85	85
995	ASHOKA NETSOL PVT LTD	0	84	84
996	HIRO DIGITAL SOLUTIONS PRIVATE LIMITED	0	84	84
997	Euron Communication Pvt. Ltd.	0	83	83
998	SBDR NETWORK SOLUTIONS PRIVATE LIMITED	0	83	83
999	SEVENNET BROADBAND SERVICES PRIVATE LIMITED	0	83	83
1000	EXPRESSWIRE PRIVATE LIMITED	0	82	82
1001	IKRA Broadband Private Limited	0	82	82
1002	ITech Hive Pvt. Ltd	0	82	82
1003	NETTVOX PVT LTD	0	82	82
1004	ALANDI CITY NETWORKS PRIVATE LIMITED	0	81	81
1005	IOEACCESS COMMUNICATIONS PVT LTD	0	81	81
1006	KB Digital Network Pvt.Ltd.	0	81	81
1007	NENCY CABLE PVT LTD	0	81	81

S. No.	Name of Service Provider	Narrowband	Broadband	Total
1008	PATHCOM COMMUNICATIONS PRIVATE LIMITED	0	81	81
1009	ACHARE BROADBAND (OPC) PRIVATE LIMITED	0	80	80
1010	MICRONOVA TELE SYSTEMS PRIVATE LTD.	0	80	80
1011	NR IT Service Pvt. Ltd.	0	80	80
1012	Precious Netcom Pvt Ltd	0	80	80
1013	PAWAN BROADBAND INDIA PVT LTD	0	79	79
1014	Aircables Internet Services Pvt. Ltd.	0	77	77
1015	GAYATRI TELECOM PVT LTD	0	75	75
1016	Heramb T-10 Network Pvt. Ltd..	0	75	75
1017	WEBIZY TECHSOL PVT LTD	0	75	75
1018	Jai Mata Di Telectronix Pvt. Ltd.	0	74	74
1019	DY VELOCITY BROADBAND SERVICE PRIVATE LIMITED	0	72	72
1020	SHERAWAT INFOTECH PRIVATE LIMITED	0	72	72
1021	Speednet Enterprises (OPC) Pvt. Ltd.	0	72	72
1022	Ekdant Communication Pvt. Ltd.	0	71	71
1023	G-Max IT Services Pvt. Ltd.	0	71	71
1024	SHIVKRANTI INTERNET SERVICES PVT. LTD.	0	71	71
1025	Denet Connect Services Pvt Ltd	0	70	70
1026	MABA SAFENET BROADBAND SERVICES PVT LTD	0	70	70
1027	Tamana Winet Pvt. Ltd.	0	70	70
1028	INSPIREIT NETWORK SOLUTIONS PRIVATE LIMITED	0	68	68
1029	Amity Hua Electronics Pvt. Ltd.	0	67	67
1030	Omkar Net Services Pvt. Ltd.	0	67	67
1031	Sanavi Infotech (OPC) Pvt. Ltd.	33	34	67
1032	DNet E Solutions Pvt. Ltd.	0	65	65
1033	LINKAGE INFOTECH PRIVATE LIMITED	0	65	65
1034	Nextech Broadband Pvt.Ltd	0	65	65
1035	Abis BadlapurNetwork Pvt. Ltd.	0	64	64
1036	JETONE FIBER PRIVATE LIMITED	0	64	64
1037	Mark Networks SolutionsIndia Pvt. Ltd.	0	64	64
1038	Speedobits Internet Private Limited	0	64	64
1039	Suryasspeed Network Pvt Ltd	0	64	64
1040	WINUX COMMUNICATIONS PVT LTD	0	64	64
1041	JEETU BROADBAND PRIVATE LIMITED	0	63	63

S. No.	Name of Service Provider	Narrowband	Broadband	Total
1042	LECTO TECH BROADBAND PRIVATE LIMITED	0	62	62
1043	S-NET FIBER & CABLES(OPC) PRIVATE LIMITED	0	62	62
1044	FASTTECH NET PRIVATE LIMITED	0	61	61
1045	NAS Broadband Pvt. Ltd	0	61	61
1046	U-FIBER BROADBAND PRIVATE LIMITED	61	0	61
1047	Broadstar Net India Pvt. Ltd.	0	60	60
1048	Ezeenet Internet Solutions Pvt. Ltd.	0	60	60
1049	GENX BROADBAND SERVICES PRIVATE LIMITED	0	60	60
1050	Kim Broadband Services Pvt. Ltd.	0	60	60
1051	GURU NETCOM PVT. LTD.	0	59	59
1052	GJ2 INTERNET PRIVATE LIMITED	0	57	57
1053	Malachandra Broadband Services Private Limited	0	57	57
1054	S.G.I.C SERVICES PRIVATE LIMITED	0	56	56
1055	Playernet Technologies Private Limited	0	55	55
1056	Trivoz Digital Networks Pvt. Ltd.	0	55	55
1057	Bloglytics Internet Pvt.Ltd	0	54	54
1058	Froze Communications Pvt. Ltd.	0	54	54
1059	FutureNet Telecom Private Limited	54	0	54
1060	Tiruppur Broadwave Pvt. Ltd.	0	54	54
1061	BEAURACK VELOCITY INFOCOM PVT LTD	0	53	53
1062	VANSI BROADBAND PVT LTD	0	53	53
1063	BRIGHTNET INTERNET SOLUTIONS (OPC) PRIVATE LIMITED	0	52	52
1064	Hansin IT Services Private Limited	0	52	52
1065	VIBELINK INFOTECH PRIVATE LIMITED	0	52	52
1066	VIDARBHA WI-FI AND NETWORK SERVICES PVT LTD.	0	52	52
1067	EZNET INDIA PRIVATE LIMITED	0	51	51
1068	Samruddhi Communication Pvt. Ltd.	0	51	51
1069	SETNET BROADBAND PRIVATE LIMITED	0	51	51
1070	Nextra Teleservices Pvt. Ltd.	0	48	48
1071	A M Broadband Pvt.Ltd	0	47	47
1072	Fibernet Solutions (OPC) Pvt. Ltd.	0	47	47
1073	OS VENTURES PRIVATE LIMITED	0	47	47
1074	ZITA TELECOM PRIVATE LIMITED	0	47	47
1075	BHARATH FIBER NETWORK PVT LTD	0	46	46
1076	Comtel Services Pvt. Ltd.	0	46	46

S. No.	Name of Service Provider	Narrowband	Broadband	Total
1077	Fastx Broadband Pvt. Ltd.	0	46	46
1078	Gigalo Communication Pvt Ltd	9	37	46
1079	NM Paribas Private Limited	0	46	46
1080	Creative BroadbandServices Pvt. Ltd	0	45	45
1081	GENIUS NETWORK PRIVATE LIMITED	0	45	45
1082	HAPPY BYTES BROADBAND (OPC) PRIVATE LIMITED	0	45	45
1083	HLK INTERNET SERVICES PVT LTD	0	45	45
1084	SAQUIB COMPUTERS (OPC) PRIVATE LIMITED	0	45	45
1085	Stromnet Broadband ServicesPrivate Limited	0	45	45
1086	Ajay Cable & Broadband Service OPC Pvt. Ltd	0	44	44
1087	MARUTI INTERACTIVE NETWORK PRIVATE LIMITED	0	44	44
1088	SPEEDNET247 SOLUTIONS PRIVATE LIMITED	0	44	44
1089	VIVA Communications Pvt Ltd	0	44	44
1090	KRISHNAGIRI FIBER INTERNET PRIVATE LIMITED	0	42	42
1091	KUNAL SPEEDNET SOLUTIONS Pvt. LTD	0	42	42
1092	ANSH NET SOL PRIVATE LIMITED	0	41	41
1093	WORLDSKY ONLINE PRIVATE LIMITED	0	41	41
1094	Ziptel IT Solutions Pvt. Ltd.	26	15	41
1095	Brisanjay Internet Services Pvt Ltd	0	40	40
1096	Jmohit Cable Vision Pvt. Ltd.	0	40	40
1097	OCTEL INFONET PRIVATE LIMITED	0	40	40
1098	RISING INTERNET PRIVATE LIMITED	0	40	40
1099	SHREE BALAJI WIFI PVT LTD	0	40	40
1100	SYS NETMAGIC PVT.LTD	40	0	40
1101	EASTERN SERVICES NETWORK PRIVATE LIMITED	0	39	39
1102	MAXWEB MULTIMEDIA PRIVATE LIMITED	0	39	39
1103	SHRAVI COMMUNICATION PVT LTD	0	39	39
1104	Elyzium Globenet Pvt. Ltd.	0	38	38
1105	AIR24 NETWORK(OPC) PVT LTD	0	37	37
1106	CABLECOM NETWORK PRIVATE LIMITED	0	37	37
1107	JKM DIGITAL SERVICES (OPC) PVT LTD	0	36	36
1108	R.P. World Telecom Pvt. Ltd.	0	36	36
1109	FASTHOOK NETWORKS PVT LTD	0	35	35

S. No.	Name of Service Provider	Narrowband	Broadband	Total
1110	KHETAN TELECOMMUNICATIONS PRIVATE LIMITED	0	35	35
1111	Kutch Telelink Pvt. Ltd.	0	35	35
1112	INTRO TELECOM Pvt Ltd.	0	34	34
1113	KARNET COMMUNICATIONS LIMITED	0	34	34
1114	Play Bunch Entertainment Pvt Ltd	0	34	34
1115	Priveka Web Services Pvt. Ltd.	0	34	34
1116	FIBERLINK COMMUNICATION PRIVATE LIMITED	0	33	33
1117	BUDANTA NETWORKS PRIVATE LIMITED	0	32	32
1118	ITRANSZ FTTX PRIVATE LIMITED	0	32	32
1119	SHIVAI EMPIRE PRIVATE LIMITED	0	32	32
1120	Balaji Netpoint Services Pvt. Ltd.	0	30	30
1121	KARAD-D-INFRA GIGA NET PRIVATE LIMITED	0	30	30
1122	Auspice Infratel Pvt. Ltd. (UL-ISP)	0	29	29
1123	Doonbroadband Pvt. Ltd.	0	29	29
1124	KN SHLOKNET PRIVATE LIMITED	0	29	29
1125	KORD BROADBAND SERVICES PRIVATE LIMITED	0	29	29
1126	Streamax Broadband Services Pvt. Ltd	0	29	29
1127	KAROBA BROADBAND SERVICE PRIVATE LIMITED	0	28	28
1128	Skynet Zone Wifi Services (P) Ltd.	0	28	28
1129	Unified Voice Communication Pvt. Ltd.	0	27	27
1130	DENSIS ONLINE PVT LTD	0	26	26
1131	SASH Broadband Private Limited	0	26	26
1132	Spacetrade Internet Pvt Ltd	0	26	26
1133	Sudhana Telecommunication Pvt Ltd.	0	25	25
1134	TIKKA BROADBAND PRIVATE LIMITED	0	25	25
1135	TREELINK NETWORK PVT LTD	0	25	25
1136	AVD INFOCOM PRIVATE LIMITED	0	24	24
1137	Edge Telecommunications Pvt. Ltd.	0	24	24
1138	Saagars Channel Pvt. Ltd.	0	24	24
1139	Nelco Ltd.	10	13	23
1140	smart city broadband network solution pvt ltd	0	23	23
1141	Airlink Teleservices Private Limited	0	22	22
1142	AMIGOS BROADBAND PVT LTD	0	22	22
1143	FURIOUSPEED PRIVATE LIMITED	0	22	22
1144	LIVE FIBERNET SERVICE PRIVATE LIMITED	0	22	22

S. No.	Name of Service Provider	Narrowband	Broadband	Total
1145	NP-GOLDNET PRIVATE LIMITED	0	21	21
1146	Pintwire Infomatics Pvt. Ltd.	0	21	21
1147	SPACE INTERNET PRIVATE LIMITED	0	21	21
1148	Praveen Telecom Pvt. Ltd.	0	20	20
1149	SAMVAD TELECOM	18	2	20
1150	Aerocast Networks Pvt Ltd.	0	18	18
1151	CL INTERNET SERVICE PRIVATE LIMITED	0	18	18
1152	OMNET SMARTLINK SERVICES PRIVATE LIMITED	0	18	18
1153	Rita Infocom Pvt. Ltd.	0	18	18
1154	Sun Broadband and Data Services PVT. LTD.	0	18	18
1155	FUTURE INTERNET PRIVATE LIMITED	0	17	17
1156	TELESECURE COMMUNICATIONS PRIVATE LIMITED	0	17	17
1157	Chaitali Communications (OPC) Pvt.Ltd	0	16	16
1158	Hienet Internet Services Pvt. Ltd.	0	16	16
1159	K-ANANDRAJ INET SOLUTIONS PVT LTD	0	16	16
1160	Mpr Infonet Systems Private Limited	0	16	16
1161	DIGITAL OXYGEN PRIVATE LIMITED	0	15	15
1162	IndrayaniCommunication Pvt. Ltd	0	15	15
1163	Microtel Internet Network Pvt. Ltd.	0	15	15
1164	Ultrawave Internet Access Pvt. Ltd.	0	15	15
1165	10G TELECOM PVT LTD	0	14	14
1166	GPX India Services Pvt. Ltd.	0	14	14
1167	Haze Internet Services Private Limited	0	14	14
1168	Marutham Networks Pvt. Ltd.	0	14	14
1169	SPEEDPULSE DIGITAL NETWORK PRIVATE LIMITED	0	14	14
1170	JARIMARI PRIVATE LIMITED	0	13	13
1171	NETVIGATOR BROADBAND PVT LTD	0	13	13
1172	AGP BROADBAND NETWORK PRIVATE LIMITED	0	12	12
1173	Jet Netcom Broadband Pvt. Ltd.	0	12	12
1174	Orbitedge Broadband Private Limited	0	12	12
1175	TLN COMMUNICATION PRIVATE LIMITED	0	12	12
1176	ANGROW NETCOMM PRIVATE LIMITED	0	11	11
1177	SOFTNET NETWORK PVT LTD	0	11	11
1178	WAY 2 INTERNET Pvt Ltd.	0	11	11
1179	VR INTERNET PRIVATE LIMITED	0	10	10
1180	NETLAYER INDIA PRIVATE LIMITED	0	10	10

S. No.	Name of Service Provider	Narrowband	Broadband	Total
1181	Speed WiFi Pvt. Ltd.	0	10	10
1182	Upnet Communications Pvt. Ltd.	0	10	10
1183	Ceralink Communication Pvt Ltd	9	0	9
1184	FYLFOT INTERNET SERVICES PRIVATE LIMITED	9	0	9
1185	NASHIK SOFTCALL PRIVATE LIMITED	0	9	9
1186	SB LINK INFOSERVE PRIVATE LIMITED	0	9	9
1187	WORLD PHONE INTERNET SERVICES PVT LTD	0	9	9
1188	CELESTIAL LINK PRIVATE LIMITED	0	8	8
1189	GOLCON TECHNOLOGIES PRIVATE LIMITED	0	8	8
1190	Mesh Infranet Pvt. Ltd.	0	8	8
1191	Uttradoon Networks Pvt. Ltd.	0	8	8
1192	WESTERNEDGE TELECOMMUNICATIONS PRIVATE LIMITED	0	8	8
1193	Winet Infratel Pvt. Ltd.	4	4	8
1194	CTRL S NLD SERVICES PRIVATE LIMITED	0	7	7
1195	HELLO NETWORK SERVICE Pvt Ltd.	0	7	7
1196	V-CON Mobile & Infra private limited	0	7	7
1197	YOTTA NETWORK SERVICES PRIVATE LIMITED	0	7	7
1198	BRAVISHMAH INFOTECH PRIVATE LIMITED	0	6	6
1199	Hybrid Hash Pvt. Ltd.	0	6	6
1200	Aristo Telenet Pvt Ltd	0	5	5
1201	Blueline ISP Pvt. Ltd	0	5	5
1202	QUICKNET COMMUNICATIONS PRIVATE LIMITED	0	5	5
1203	Saraswati Internet Solution Pvt Ltd	0	5	5
1204	WAYAR NETWORK PRIVATE LIMITED	0	5	5
1205	Fibmesh IN Limited	0	4	4
1206	Isyan Communication Pvt. Ltd	0	4	4
1207	Kartik Network Pvt. Ltd.	0	4	4
1208	Mount Edge Digital Services Pvt Ltd	0	4	4
1209	POWERNET TELECOM PRIVATE LIMITED (UL-ISP)	0	4	4
1210	TIMMI MULTIMEDIA PRIVATE LIMITED	0	4	4
1211	A TO Z INFOLINK PVT. LTD.	0	3	3
1212	AGILE NETLINK PRIVATE LIMITED	0	3	3
1213	AISN INTERNET SERVICE PRIVATE LIMITED	0	3	3
1214	AMITEL INDIA PVT LTD	0	3	3

S. No.	Name of Service Provider	Narrowband	Broadband	Total
1215	Critel Technologies Pvt. Ltd.	0	3	3
1216	DISHAWAVES INFOTECH PRIVATE LIMITED	0	3	3
1217	METICULOUS NETWORKS PRIVATE LIMITED	0	3	3
1218	MILAN MULTISERVICES PRIVATE LIMITED	0	3	3
1219	MRKR COMMUNICATIONS PRIVATE LIMITED	0	3	3
1220	SAMAIRA INFOTECH PVT. LTD.	0	3	3
1221	SPARKLINE TECHNOSYS PRIVATE LIMITED	0	3	3
1222	Airnat IT Solutions Pvt. Ltd.	0	2	2
1223	FAB FIVE NETWORK PRIVATE LIMITED	0	2	2
1224	GEGA BROADBAND SOLUTION PRIVATE LIMITED	0	2	2
1225	L & T NETWORK SERVICES PRIVATE LIMITED	0	2	2
1226	Red Fiber Telecom Pvt Ltd	0	2	2
1227	Sabse Internet Service Provider Pvt. Ltd.	0	2	2
1228	Sai Technix Pvt Ltd	0	2	2
1229	TACT COMMUNICATION PVT LTD	0	2	2
1230	WEBLINK SYSTEMS PRIVATE LIMITED	0	2	2
1231	ALLCONNECT OPTICS NETWORK PRIVATE LIMITED	0	1	1
1232	B PRIMO INTERNET SERVICES PVT LTD	0	1	1
1233	BHUMITAT ISP PRIVATE LIMITED	0	1	1
1234	ESTO MEDIA PRIVATE LIMITED	0	1	1
1235	FLYFAST CONNECTIONS Pvt. LTD	0	1	1
1236	FLYTEL NETWORK PRIVATE LIMITED	0	1	1
1237	Infonet Accurate Appz India Pvt. Ltd.	0	1	1
1238	MINDAGE BROADCASTING Pvt. LTD	0	1	1
1239	Nuozen Telecom Pvt. Ltd.	0	1	1
1240	SHYAM DATA & VOICE SERVICES PVT LTD	0	1	1
1241	TRIPLE FAST NET PRIVATE LIMITED	0	1	1
1242	VERIZONE BROADBAND SERVICES PRIVATE LIMITED	0	1	1
	Total	28853328	940750769	969604097
	Total (in Million)	28.85	940.75	969.60

The information is compiled based on the reports being received from the Internet Service Providers

Annexure 1.6: State/UT-wise Public Wi-Fi Hotspots, as on 30th June 2024

S.No.	State/UT	Number of Public Wi-Fi Hotspots	Number of Access Points	Number of unique Wi-Fi Users	Aggregate Data Consumed (TB) during the Quarter (Apr-Jun, 24)
1	Andhra Pradesh	3872	6945	214319	452
2	Arunachal Pradesh	484	1023	1738	12
3	Assam	788	1744	126559	350
4	Bihar	31118	33077	769911	1735
5	Chattisgarh	4625	10014	106842	243
6	Goa	354	5239	30898	53
7	Gujarat	6641	9618	243548	697
8	Haryana	6603	10237	121674	206
9	Himachal Pradesh	1144	2328	8944	24
10	Jharkhand	3221	12585	248698	600
11	Karnataka	8270	20201	179534	388
12	Kerala	4059	9615	351311	587
13	Madhya Pradesh	15143	38451	372489	752
14	Maharashtra incl. Mumbai	17091	24894	1374305	1843
15	Manipur	82	282	1894	2
16	Meghalaya	163	416	2300	75
17	Mizoram	52	226	1141	8
18	Nagaland	103	926	10684	16
19	Odisha	3657	6268	188784	451
20	Punjab	9783	14896	88223	164
21	Rajasthan	2351	3558	269636	578
22	Sikkim	272	3702	22034	24
23	Tamil Nadu incl. Chennai	2204	11200	228158	499
24	Telangana	5430	7565	109386	280
25	Tripura	947	2824	52143	77
26	Uttar Pradesh (UPE+UPW)	28557	113261	691636	1413
27	Uttarakhand	2001	11546	59150	124
28	West Bengal incl. Kolkata	3391	5162	659499	1212
Union Territories					0
29	Andaman & Nicobar Islands	84	704	2688	2
30	Chandigarh	95	1351	6926	13
31	Dadar & Nagar Haweli & Daman & Diu	41	41	0	0
32	Delhi	685	11524	170924	182
33	Jammu & Kashmir	1495	3211	27550	31
34	Ladakh	0	0	0	0
35	Lakshdweep	0	0	0	0
36	Puduchery	103	687	1206	4
Total		164909	385321	6744732	13094

* The information is compiled based on the reports being received from the Internet Service Providers

Annexure 1.7: List of Service Providers which reported IP Telephony Minutes for Q.E. Jun-24

S. No.	Name of Service Providers reported IP Telephony Minutes as on 30th June 2024
1	Alliance Broadband Services Pvt. Ltd.
2	Novanet Ltd.
3	Viva Communications Pvt. Ltd.
4	Weco Infotech Pvt. Ltd.
5	Shyam Spectra Private Limited.
6	delDSL Internet Pvt Ltd
7	Pulse Telesystems Pvt. Ltd.
8	Sify Technologies Ltd.
9	Tata Communications Limited
10	Trikon Electronics Pvt. Ltd.
11	World Phone Internet Services Pvt. Ltd.
12	Skyfall Voice Communications Pvt. Ltd.
13	Warmconnect Internet Services Pvt. Ltd.
14	Reticule Infotech Pvt. Ltd.

Annexure 1.8: Service Area wise PMRTS subscriber Base

Annexure 1.8: Service Area wise PMRTS subscriber Base					
S.No.	DOT Licensed Service	Area Served	Service Provider	Subscriber Base	
				31.03.2024	30.06.2024
1	Andhra Pradesh	Hyderabad	Arya Omnitalk Radio Trunking Services Pvt.Ltd.	2,547	2,575
			QuickCall	1,136	1,100
		Visakhapatnam	Arya Omnitalk Radio Trunking Services Pvt.Ltd.	4,041	3,935
			Total	7,724	7,610
2	Delhi	Delhi	Arya Omnitalk Radio Trunking Services Pvt.Ltd.	6,324	6,324
			Procall Ltd.	3,897	3,778
		Total	10,221	10,102	
3	Gujarat	Ahmedabad	Arya Omnitalk Radio Trunking Services Pvt.Ltd.	1,227	1,185
		Amrela	Inative Networks Pvt. Ltd.	-	-
		Bharuch	Arya Omnitalk Radio Trunking Services Pvt.Ltd.	1,664	1,737
			Inative Networks Pvt. Ltd.	-	-
		Dahej	Arya Omnitalk Radio Trunking Services Pvt.Ltd.	1,795	1,852
		Jamnagar	Inative Networks Pvt. Ltd.	360	360
		Kutch	Inative Networks Pvt. Ltd.	205	205
			Arya Omnitalk Radio Trunking Services Pvt.Ltd.	2,091	2,135
		Surat	Inative Networks Pvt. Ltd.	895	895
			Arya Omnitalk Radio Trunking Services Pvt.Ltd.	1,746	1,651
Vadodara	Inative Networks Pvt. Ltd.	360	360		
Total	10,343	10,380			
4	Karnataka	Bangalore	Arya Omnitalk Radio Trunking Services Pvt.Ltd.	7,421	7,189
			QuickCall	472	474
		Total	7,893	7,663	
5	Kerala	Ernakulam	Arya Omnitalk Radio Trunking Services Pvt.Ltd.	1,108	1,108
		Kerala	Wivanet Solutions Pvt. Ltd	1,146	1,146
		Total	2,254	2,254	
6	Kolkata	Kolkata	Arya Omnitalk Radio Trunking Services Pvt.Ltd.	1,595	1,504
7	Madhya Pradesh	Indore	Arya Omnitalk Radio Trunking Services Pvt.Ltd.	1,915	1,890
8	Maharashtra	Khandala	Arya Omnitalk Radio Trunking Services Pvt.Ltd.	535	548
			Arya Omnitalk Radio Trunking Services Pvt.Ltd.	1,703	1,660
		Pune	Smartalk Pvt Ltd.	598	580
			Total	2,836	2,788
9	Mumbai	Mumbai	Airtalk Solutions & Services Pvt. Ltd.	1,310	1,370
			Arya Omnitalk Radio Trunking Services Pvt.Ltd.	9,133	9,047
			Bhilwara Telenet Services Pvt.Ltd.	823	843
			Smartalk Pvt Ltd.	805	805
			Total	12,071	12,065
10	Rajasthan	Jaipur	Arya Omnitalk Radio Trunking Services Pvt.Ltd.	911	904
			Procall Ltd.	423	389
		Total	1,334	1,293	
11	Tamil Nadu	Chennai	Arya Omnitalk Radio Trunking Services Pvt.Ltd.	7,320	7,300
			QuickCall	374	374
		Total	7,694	7,674	
Grand Total				65,880	65,223

**Annexure 2.1: Wireless Revenue Service - Service Area wise Statistics for
QE June, 2024**

Key parameters for service areas of category-A

Service Area	% of pre-paid in total subscribers	ARPU (Rs. per month)	Total usage (from & outside HSA) per subscriber per month			
			Outgoing SMS	Outgoing MOU	Incoming MOU	Total MOU
AP	92.71%	184	10	467	462	929
Gujarat	92.65%	164	14	412	405	817
Karnataka	88.37%	181	13	471	466	937
MH	93.96%	172	12	417	413	830
TN (incl. Chennai)	90.04%	182	8	444	444	888

Key parameters for service areas of category-B

Service Area	% of pre-paid in total Subscribers	ARPU (Rs. per month)	Total usage (from & outside HSA) per subscriber per month			
			Outgoing SMS	Outgoing MOU	Incoming MOU	Total MOU
Haryana	89.02%	136	7	429	433	862
Kerala	95.48%	169	5	333	337	670
MP	95.05%	146	13	469	467	936
Punjab	93.23%	162	7	423	419	842
Rajasthan	95.48%	154	10	467	469	937
UP(E)	96.20%	129	10	602	612	1214
UP(W)	96.04%	144	9	487	494	981
WB	97.64%	152	13	524	528	1053

Key parameters for service areas of category-C

Service Area	% of pre-paid in total subscribers	ARPU (Rs. per month)	Total usage (from & outside HSA) per subscriber per month			
			Outgoing SMS	Outgoing MOU	Incoming MOU	Total MOU
Assam	94.91%	162	22	539	544	1083
Bihar	95.37%	139	10	644	666	1310
HP	96.75%	184	9	494	489	983
J&K	39.47%	197	20	619	597	1216
NE	97.30%	177	23	495	501	996
Odisha	95.38%	153	16	571	581	1153

Key parameters for service areas of category-Metro

Service Area	% of pre-paid in total subscribers	ARPU (Rs. per month)	Total usage (from & outside HSA) per subscriber per month			
			Outgoing SMS	Outgoing MOU	Incoming MOU	Total MOU
Kolkata	92.34%	126	9	418	412	830
Delhi	77.27%	148	8	471	447	918
Mumbai	79.64%	151	8	426	391	817

Annexure 4.1: Performance of QoS Parameters for Cellular Mobile Service

LSA Name	TSP Name	Network Availability		Connection Establishment (Accessibility)			Connection Maintenance (Retainability)					POI	Metering and Billing					Response time to the customer for assistance		Termination / closure of service		
		BS Accumulated down-time (not available for service) (%age)	Worst affected BSs due to down-time (%age)	Call Set-up Success Rate and Session Establishment Success Rate for Circuit-Switched Voice or VoLTE as applicable	SDCCH/ Paging Channel Congestion/ RRC Congestion (%age)	TCH, RAB and E-RAB Congestion (%age)	Network QoS DCR Spatial Distribution Measure [Network_QSD(90,90)]	Network QoS DCR Temporal Distribution Measure [Network_QTD(97,90)]	Connections with good voice quality, Circuit-Switched Voice Quality and VoLTE quality	Down Link (DL) Packet Drop Rate or DL-PDR	Up Link (UL) Packet Drop Rate or UL-PDR		Point of Interconnection (POI) Congestion (on individual POI) - No. of POIs not meeting the benchmark	Metering and billing credibility - post paid	Metering and billing credibility - pre paid	Resolution of billing/charging complaints- within 4 weeks	Resolution of billing/charging complaints- within 6 weeks	Period of applying credit/waiver/ adjustment to customer's account from the date of resolution of complaints	Accessibility of call center/ customer care	Percentage of calls answered by the operators (voice to voice) within ninety seconds	Termination / Closure of service	Time taken for refund of deposits after closures
Andhra Pradesh	AIRTEL	0.20%	0.99%	99.59%	0.25%	0.24%	0.96%	1.15%	96.51%	0.16%	0.15%	0	0.02%	0.00%	100.00%	100.00%	100.00%	100.00%	96.40%	93.01%	100.00%	100.00%
	BSNL	0.83%	1.48%	98.60%	0.72%	0.60%	1.60%	1.80%	96.93%	0.04%	0.17%	0	0.00%	0.00%	100.00%	100.00%	100.00%	100.00%	96.40%	93.01%	100.00%	100.00%
	RJIL	0.07%	0.18%	99.62%	0.04%	0.00%	0.19%	0.31%	99.73%	0.00%	0.10%	0	0.00%	0.00%	100.00%	100.00%	100.00%	98.88%	99.61%	100.00%	100.00%	
	VIL	0.21%	0.56%	99.62%	0.33%	0.06%	1.41%	2.42%	97.86%	0.08%	0.22%	0	0.00%	0.00%	100.00%	100.00%	100.00%	99.48%	99.96%	100.00%	100.00%	
Assam	AIRTEL	0.35%	1.28%	99.28%	0.16%	0.46%	1.69%	2.33%	96.61%	0.22%	0.25%	0	0.03%	0.00%	100.00%	100.00%	100.00%	100.00%	96.40%	96.40%	100.00%	100.00%
	BSNL	1.89%	0.66%	98.05%	0.83%	1.66%	1.91%	2.57%	97.78%	1.41%	1.75%	0	0.02%	0.00%	100.00%	100.00%	100.00%	97.00%	98.16%	100.00%	100.00%	
	RJIL	0.42%	1.26%	99.72%	0.01%	0.00%	0.36%	0.47%	99.62%	0.00%	0.12%	0	0.00%	0.00%	100.00%	100.00%	100.00%	99.51%	99.34%	100.00%	100.00%	
	VIL	0.79%	1.98%	99.41%	0.44%	0.57%	1.90%	2.78%	98.03%	0.07%	0.11%	0	0.01%	0.00%	100.00%	100.00%	100.00%	99.41%	99.87%	100.00%	100.00%	
Bihar	AIRTEL	0.40%	1.57%	98.67%	0.33%	0.48%	1.05%	1.49%	97.13%	0.13%	0.21%	0	0.03%	0.00%	100.00%	100.00%	100.00%	100.00%	97.20%	100.00%	100.00%	100.00%
	BSNL	1.87%	0.63%	96.92%	0.38%	0.22%	1.67%	2.08%	98.00%	0.00%	0.00%	0	0.00%	0.00%	99.00%	100.00%	100.00%	100.00%	100.00%	100.00%	100.00%	100.00%
	RJIL	0.16%	0.64%	99.56%	0.04%	0.00%	0.24%	0.38%	99.70%	0.00%	0.10%	0	0.00%	0.00%	100.00%	100.00%	100.00%	99.61%	99.12%	100.00%	100.00%	
	VIL	0.17%	1.73%	99.91%	0.26%	0.07%	1.69%	2.26%	98.48%	0.06%	0.19%	0	0.00%	0.00%	100.00%	100.00%	100.00%	98.20%	99.99%	100.00%	100.00%	
Delhi	AIRTEL	0.32%	1.66%	99.64%	0.22%	0.20%	1.15%	1.59%	96.08%	0.23%	0.19%	0	0.04%	0.00%	99.95%	100.00%	100.00%	100.00%	97.73%	100.00%	100.00%	100.00%
	MTNL	0.06%	0.19%	97.52%	0.34%	0.84%	1.20%	1.37%	98.24%	NA	NA	0	0.00%	0.00%	100.00%	100.00%	100.00%	99.99%	98.93%	100.00%	100.00%	
	RJIL	0.14%	0.50%	99.58%	0.04%	0.00%	0.16%	0.28%	99.67%	0.00%	0.12%	0	0.00%	0.00%	100.00%	100.00%	100.00%	99.38%	99.29%	100.00%	100.00%	
	VIL	0.09%	0.31%	99.83%	0.19%	0.17%	1.64%	2.50%	97.88%	0.11%	0.25%	0	0.01%	0.00%	100.00%	100.00%	100.00%	99.90%	99.91%	100.00%	100.00%	
Gujarat	AIRTEL	0.13%	0.39%	99.51%	0.12%	0.14%	0.71%	1.20%	97.11%	0.09%	0.16%	0	0.03%	0.00%	100.00%	100.00%	100.00%	100.00%	96.89%	100.00%	100.00%	100.00%
	BSNL	0.31%	0.42%	98.21%	0.10%	0.35%	1.57%	2.04%	98.40%	0.11%	0.16%	0	0.00%	0.00%	100.00%	100.00%	100.00%	99.92%	95.11%	100.00%	100.00%	
	RJIL	0.12%	0.20%	99.68%	0.01%	0.00%	0.09%	0.20%	99.75%	0.00%	0.08%	0	0.00%	0.00%	99.63%	100.00%	100.00%	99.55%	99.32%	100.00%	100.00%	
	VIL	0.06%	0.17%	99.61%	0.14%	0.32%	1.55%	1.90%	97.78%	0.12%	0.15%	0	0.01%	0.00%	100.00%	100.00%	100.00%	98.98%	99.94%	100.00%	100.00%	
Haryana	AIRTEL	0.25%	1.67%	99.69%	0.07%	0.09%	0.93%	1.26%	96.16%	0.12%	0.13%	0	0.01%	0.00%	100.00%	100.00%	100.00%	100.00%	97.73%	100.00%	100.00%	100.00%
	BSNL	1.55%	0.37%	99.09%	0.29%	0.39%	1.52%	1.72%	98.30%	0.14%	0.46%	0	0.01%	0.00%	100.00%	100.00%	100.00%	96.96%	99.93%	100.00%	100.00%	
	RJIL	0.14%	0.67%	99.66%	0.01%	0.00%	0.08%	0.33%	99.80%	0.00%	0.08%	0	0.00%	0.00%	100.00%	100.00%	100.00%	98.75%	99.48%	100.00%	100.00%	
	VIL	0.17%	0.88%	99.74%	0.20%	0.25%	1.56%	2.44%	98.38%	0.08%	0.10%	0	0.00%	0.00%	100.00%	100.00%	100.00%	99.54%	99.99%	100.00%	100.00%	
Himachal Pradesh	AIRTEL	0.25%	1.19%	99.83%	0.31%	0.28%	0.92%	1.06%	97.17%	0.19%	0.13%	0	0.02%	0.00%	100.00%	100.00%	100.00%	100.00%	97.25%	100.00%	100.00%	100.00%
	BSNL	1.89%	0.61%	98.59%	0.30%	1.15%	1.98%	2.21%	98.29%	0.00%	0.03%	0	0.01%	0.00%	100.00%	100.00%	100.00%	99.45%	95.99%	100.00%	100.00%	
	RJIL	0.17%	0.52%	99.55%	0.03%	0.00%	0.11%	0.27%	99.74%	0.00%	0.07%	0	0.00%	0.00%	100.00%	100.00%	100.00%	98.39%	99.31%	100.00%	100.00%	
	VIL	0.20%	0.64%	99.51%	0.35%	0.12%	1.47%	2.78%	96.74%	0.15%	0.20%	0	0.00%	0.00%	100.00%	100.00%	100.00%	99.91%	99.98%	100.00%	100.00%	
Jammu & Kashmir	AIRTEL	0.17%	0.99%	99.83%	0.10%	0.09%	0.71%	1.01%	97.18%	0.15%	0.12%	0	0.00%	0.00%	99.67%	100.00%	100.00%	100.00%	95.42%	100.00%	100.00%	100.00%
	BSNL	1.80%	0.66%	98.79%	0.78%	0.40%	1.92%	2.23%	98.00%	0.47%	1.15%	0	0.00%	0.00%	100.00%	100.00%	100.00%	97.35%	99.77%	100.00%	100.00%	
	RJIL	0.12%	0.35%	99.67%	0.00%	0.00%	0.10%	0.27%	99.79%	0.00%	0.07%	0	0.00%	0.00%	100.00%	100.00%	100.00%	99.16%	99.86%	100.00%	100.00%	
	VIL	0.84%	1.73%	99.25%	0.32%	0.48%	1.43%	1.89%	98.00%	0.20%	0.16%	0	0.00%	0.00%	100.00%	100.00%	100.00%	99.92%	99.98%	100.00%	100.00%	

Annexure 4.1 (Contd.)

Karnataka	AIRTEL	0.20%	0.88%	99.73%	0.12%	0.14%	0.80%	1.15%	96.24%	0.16%	0.18%	0	0.03%	0.00%	99.96%	100.00%	100.00%	100.00%	96.70%	100.00%	100.00%
	BSNL	1.67%	0.60%	98.65%	0.96%	0.32%	1.48%	1.61%	97.95%	1.45%	1.20%	0	0.00%	0.00%	99.79%	100.00%	100.00%	95.03%	95.66%	100.00%	100.00%
	RJIL	0.09%	0.27%	99.63%	0.05%	0.00%	0.16%	0.30%	99.73%	0.00%	0.10%	0	0.00%	0.00%	100.00%	100.00%	100.00%	99.56%	99.31%	100.00%	100.00%
	VIL	0.15%	0.70%	99.86%	0.43%	0.33%	1.22%	1.96%	97.44%	0.07%	0.18%	0	0.01%	0.00%	100.00%	100.00%	100.00%	98.34%	99.94%	100.00%	100.00%
Kerala	AIRTEL	0.14%	0.25%	99.86%	0.17%	0.21%	1.06%	1.71%	97.00%	0.07%	0.18%	0	0.01%	0.00%	100.00%	100.00%	100.00%	100.00%	95.98%	100.00%	100.00%
	BSNL	0.54%	0.36%	99.05%	0.18%	0.41%	1.92%	2.38%	98.51%	0.05%	0.20%	0	0.00%	0.01%	100.00%	100.00%	100.00%	96.70%	93.95%	100.00%	100.00%
	RJIL	0.06%	0.17%	99.74%	0.01%	0.00%	0.00%	0.31%	99.65%	0.00%	0.08%	0	0.00%	0.00%	98.90%	100.00%	100.00%	99.44%	98.46%	100.00%	100.00%
Kolkata	AIRTEL	0.22%	1.14%	99.56%	0.11%	0.18%	0.31%	0.81%	97.68%	0.10%	0.22%	0	0.05%	0.00%	100.00%	100.00%	100.00%	100.00%	92.87%	100.00%	100.00%
	BSNL	0.28%	0.64%	98.93%	0.12%	0.13%	1.52%	1.69%	96.93%	0.08%	0.27%	0	0.00%	0.01%	99.00%	100.00%	100.00%	98.00%	98.01%	100.00%	100.00%
	RJIL	0.07%	0.16%	99.67%	0.02%	0.00%	0.08%	0.30%	99.80%	0.00%	0.07%	0	0.00%	0.00%	100.00%	100.00%	100.00%	99.49%	98.67%	100.00%	100.00%
	VIL	0.07%	0.19%	99.81%	0.19%	0.19%	1.20%	1.89%	97.63%	0.09%	0.16%	0	0.01%	0.00%	100.00%	100.00%	100.00%	99.68%	99.89%	100.00%	100.00%
Madhya Pradesh	AIRTEL	0.17%	0.58%	99.32%	0.15%	0.21%	1.15%	1.64%	97.42%	0.09%	0.18%	0	0.03%	0.00%	100.00%	100.00%	100.00%	100.00%	97.36%	100.00%	100.00%
	BSNL	1.34%	1.40%	97.90%	0.73%	0.38%	1.75%	1.92%	99.16%	0.00%	0.00%	0	0.00%	0.02%	100.00%	100.00%	100.00%	98.81%	98.00%	100.00%	100.00%
	RJIL	0.22%	0.91%	99.60%	0.01%	0.00%	0.29%	0.41%	99.59%	0.00%	0.10%	0	0.00%	0.00%	100.00%	100.00%	100.00%	99.63%	99.40%	100.00%	100.00%
Maharashtra	AIRTEL	0.24%	0.26%	98.84%	0.34%	0.77%	1.39%	1.95%	97.65%	0.21%	0.11%	0	0.01%	0.00%	100.00%	100.00%	100.00%	99.83%	99.98%	100.00%	100.00%
	BSNL	0.48%	1.67%	99.37%	0.23%	0.29%	1.23%	1.56%	97.23%	0.09%	0.16%	0	0.03%	0.00%	100.00%	100.00%	100.00%	100.00%	97.50%	100.00%	100.00%
	RJIL	1.83%	0.62%	97.90%	0.54%	0.66%	1.72%	1.96%	98.40%	0.10%	0.18%	0	0.02%	0.00%	100.00%	100.00%	100.00%	98.45%	96.02%	100.00%	100.00%
	VIL	0.34%	1.50%	99.63%	0.01%	0.00%	0.24%	0.34%	99.66%	0.00%	0.12%	0	0.00%	0.00%	99.64%	100.00%	100.00%	99.65%	99.06%	100.00%	100.00%
Mumbai	AIRTEL	0.22%	1.36%	98.62%	0.43%	1.11%	1.71%	2.50%	97.64%	0.21%	0.12%	0	0.01%	0.00%	100.00%	100.00%	100.00%	99.84%	99.97%	100.00%	100.00%
	BSNL	0.17%	1.00%	99.83%	0.10%	0.09%	0.72%	1.01%	97.21%	0.15%	0.12%	0	0.03%	0.00%	99.95%	100.00%	100.00%	100.00%	96.71%	100.00%	100.00%
	MTNL	0.20%	1.50%	98.00%	0.20%	0.10%	1.82%	2.22%	97.82%	NA	NA	0	0.00%	0.00%	100.00%	100.00%	100.00%	99.97%	99.97%	100.00%	100.00%
North East	AIRTEL	0.27%	0.69%	99.58%	0.02%	0.00%	0.13%	0.28%	99.72%	0.00%	0.15%	0	0.00%	0.00%	99.55%	100.00%	100.00%	99.65%	99.25%	100.00%	100.00%
	BSNL	0.03%	0.58%	99.74%	0.16%	0.26%	1.65%	2.33%	99.23%	0.15%	0.20%	0	0.02%	0.00%	100.00%	100.00%	100.00%	99.00%	99.74%	100.00%	100.00%
	VIL	0.68%	1.48%	98.77%	0.66%	0.87%	1.47%	2.16%	97.06%	0.26%	0.23%	0	0.03%	0.00%	100.00%	100.00%	100.00%	100.00%	95.68%	100.00%	100.00%
Odisha	AIRTEL	6.74%	6.10%	95.81%	2.23%	3.23%	1.88%	1.93%	97.00%	1.15%	0.15%	0	0.00%	0.00%	100.00%	100.00%	100.00%	96.43%	97.30%	100.00%	100.00%
	BSNL	1.14%	1.14%	99.65%	0.00%	0.00%	0.55%	0.82%	99.51%	0.00%	0.14%	0	0.00%	0.00%	100.00%	100.00%	100.00%	99.59%	99.40%	100.00%	100.00%
	RJIL	1.18%	1.92%	99.33%	0.55%	0.62%	1.91%	2.46%	97.78%	0.12%	0.13%	0	0.01%	0.00%	100.00%	100.00%	100.00%	99.27%	99.99%	100.00%	100.00%
	VIL	0.35%	1.79%	98.88%	0.13%	0.20%	1.14%	1.30%	97.19%	0.16%	0.15%	0	0.02%	0.00%	100.00%	100.00%	100.00%	100.00%	95.92%	100.00%	100.00%
Punjab	AIRTEL	1.26%	0.66%	96.20%	0.72%	1.63%	1.95%	1.98%	96.20%	0.00%	0.00%	0	0.00%	0.00%	100.00%	100.00%	100.00%	97.32%	98.35%	100.00%	100.00%
	BSNL	0.22%	0.89%	99.63%	0.02%	0.00%	0.25%	0.41%	99.61%	0.00%	0.11%	0	0.00%	0.00%	100.00%	100.00%	100.00%	99.31%	99.17%	100.00%	100.00%
	RJIL	0.22%	0.97%	99.85%	0.12%	0.14%	1.49%	2.13%	98.96%	0.03%	0.11%	0	0.00%	0.00%	100.00%	100.00%	100.00%	98.35%	99.97%	100.00%	100.00%
Rajasthan	AIRTEL	0.15%	0.77%	99.71%	0.10%	0.18%	0.58%	0.83%	96.69%	0.10%	0.21%	0	0.03%	0.00%	99.73%	100.00%	100.00%	100.00%	97.47%	100.00%	100.00%
	BSNL	0.48%	0.50%	98.81%	0.41%	0.32%	1.72%	2.11%	97.32%	0.00%	0.02%	0	0.00%	0.00%	100.00%	100.00%	100.00%	97.28%	99.93%	100.00%	100.00%
	RJIL	0.10%	0.22%	99.62%	0.01%	0.00%	0.00%	0.15%	99.81%	0.00%	0.07%	0	0.00%	0.00%	100.00%	100.00%	100.00%	99.35%	99.34%	100.00%	100.00%
	VIL	0.07%	0.33%	99.80%	0.32%	0.20%	0.33%	0.75%	99.13%	0.08%	0.12%	0	0.00%	0.00%	100.00%	100.00%	100.00%	99.94%	99.96%	100.00%	100.00%
Tamilnadu including Chennai	AIRTEL	0.21%	0.90%	99.70%	0.11%	0.16%	1.15%	1.54%	97.54%	0.17%	0.15%	0	0.02%	0.00%	100.00%	100.00%	100.00%	100.00%	97.74%	100.00%	100.00%
	BSNL	0.75%	0.56%	99.09%	0.80%	0.90%	1.55%	1.91%	98.74%	0.00%	0.00%	0	0.02%	0.01%	100.00%	100.00%	100.00%	99.04%	95.01%	100.00%	100.00%
	RJIL	0.08%	0.17%	99.67%	0.01%	0.00%	0.15%	0.26%	99.76%	0.00%	0.08%	0	0.00%	0.00%	100.00%	100.00%	100.00%	99.05%	99.35%	100.00%	100.00%
	VIL	0.15%	1.97%	99.50%	0.26%	0.35%	1.89%	2.75%	97.51%	0.14%	0.20%	0	0.01%	0.00%	100.00%	100.00%	100.00%	99.34%	99.99%	100.00%	100.00%
Uttar Pradesh (East)	AIRTEL	0.07%	0.13%	99.83%	0.19%	0.17%	1.06%	1.37%	97.58%	0.19%	0.12%	0	0.02%	0.00%	99.82%	100.00%	100.00%	100.00%	97.35%	100.00%	100.00%
	BSNL	0.80%	0.55%	99.51%	0.25%	0.27%	1.82%	2.75%	98.22%	0.00%	0.00%	0	0.00%	0.00%	100.00%	100.00%	100.00%	96.16%	90.98%	100.00%	100.00%
	RJIL	0.09%	0.28%	99.70%	0.02%	0.00%	0.15%	0.36%	99.76%	0.00%	0.09%	0	0.00%	0.00%	99.59%	100.00%	100.00%	98.96%	98.44%	100.00%	100.00%
Uttar Pradesh (West)	AIRTEL	0.22%	1.14%	99.34%	0.53%	0.64%	1.38%	1.92%	98.87%	0.07%	0.14%	0	0.01%	0.00%	100.00%	100.00%	100.00%	99.52%	99.95%	100.00%	100.00%
	BSNL	0.32%	1.56%	98.71%	0.36%	0.40%	1.11%	1.45%	97.41%	0.13%	0.26%	0	0.02%	0.00%	100.00%	100.00%	100.00%	100.00%	97.66%	100.00%	100.00%
	RJIL	1.32%	0.62%	98.89%	0.87%	0.22%	1.52%	1.92%	98.68%	0.00%	0.01%	0	0.00%	0.00%	100.00%	100.00%	100.00%	96.30%	99.76%	100.00%	100.00%
	VIL	0.13%	0.48%	99.61%	0.01%	0.00%	0.28%	0.44%	99.71%	0.00%	0.09%	0	0.00%	0.00%	100.00%	100.00%	100.00%	99.62%	99.14%	100.00%	100.00%
West Bengal	AIRTEL	0.19%	1.07%	99.65%	0.23%	0.34%	1.67%	2.38%	98.31%	0.13%	0.22%	0	0.01%	0.00%	100.00%	100.00%	100.00%	99.20%	99.96%	100.00%	100.00%
	BSNL	0.18%	1.03%	99.75%	0.12%	0.12%	1.25%	1.75%	96.01%	0.15%	0.11%	0	0.03%	0.00%	100.00%	100.00%	100.00%	100.00%	97.86%	100.00%	100.00%
	RJIL	1.90%	0.65%	97.42%	0.75%	1.17%	1.72%	2.00%	96.34%	0.01%	0.03%	0	0.00%	0.00%	100.00%	100.00%	100.00%	98.40%	95.50%	100.00%	100.00%
	VIL	0.11%	0.47%	99.65%	0.02%	0.00%	0.18%	0.34%	99.76%	0.00%	0.07%	0	0.00%	0.00%	100.00%	100.00%	100.00%	99.12%	99.40%	100.00%	100.00%
West Bengal	AIRTEL	0.10%	0.32%	99.70%	0.39%	0.29%	1.43%	1.95%	98.45%	0.09%	0.15%	0	0.00%	0.00%	100.00%	100.00%	100.00%	97.38%	99.97%	100.00%	100.00%
	BSNL	0.30%	1.27%	99.37%	0.26%	0.52%	1.19%	1.74%	97.03%	0.14%	0.25%	0	0.03%	0.00%	100.00%	100.00%	100.00%	100.00%	92.19%	100.00%	100.00%
	RJIL	0.79%	0.65%	96.96%	1.23%	0.98%	1.57%	1.82%	97.80%	0.28%	1.92%	0	0.00%	0.01%	99.00%	100.00%	100.00%	95.00%	97.81%	100.00%	100.00%
	VIL	0.16%	0.78%	99.66%	0.02%	0.00%	0.31%	0.46%	99.60%	0.00%	0.12%	0	0.00%	0.00%	100.00%	100.00%	100.00%	99.42%	98.33%	100.00%	100.00%
West Bengal	AIRTEL	0.21%	0.74%	99.75%	0.24%	0.24%	1.92%	2.63%	98.16%	0.10%	0.18%	0	0.01%	0.00%	100.00%	100.00%	100.00%	99.42%	99.94%	100.00%	100.00%

Annexure 4.2 : Performance of QoS Parameters for Basic (Wire-line) Service

LSA Name	TSP Name	Faults incidences (No. of faults/100 Subs/month)	Fault Repair				Mean Time to Repair (MTTR)	POI Point of Interconnection (POI) Congestion (No. of POIs not meeting benchmark)	Metering and Billing					Response time to the customer for assistance		Termination / closure of service	
			faults repaired by next working day - Urban	faults repaired within 5 days - Urban	faults repaired by next working day - Rural and hilly areas	faults repaired within 7 days- Rural and hilly areas			Metering and Billing Credibility - Postpaid	Metering and Billing Credibility - Prepaid	Resolution of billing/ charging/ validity complaints within 4 weeks	Resolution of billing/ charging/ validity complaints within 6 weeks	Period of applying credit/ waiver/ adjustment to customer's account from the date of resolution of complaints- within 1 week of resolution of complaint	Accessibility of call center/ customer care	Percentage of calls answered by the operators (voice to voice) within ninety seconds	Termination / Closure of service	Time taken for Refund of deposits after closures- within 60 days
			<= 7	>= 85%	100%	>=75%			100%	< 10 Hrs	< 0.5%	< 0.1%	< 0.1%	98% within 4 weeks	100% within 6 weeks	100% within 1 week of resolution of complaint	>= 95%
Andhra Pradesh	AIRTEL	0.39	90.52%	100.00%	100.00%	100.00%	8.73	0	0.00%	0.00%	100.00%	100.00%	100.00%	100.00%	95.22%	100.00%	100.00%
	APSFL	5	93.73%	100.00%	82.14%	100.00%	8.54	0	0.00%	0.00%	99.18%	100.00%	100.00%	98.18%	100.00%	100.00%	100.00%
	BSNL	5	97.00%	100.00%	94.00%	100.00%	7	0	0.00%	0.00%	100.00%	100.00%	100.00%	97.28%	97.24%	100.00%	100.00%
	RJIL	0	100.00%	100.00%	100.00%	100.00%	0	0	0.00%	0.00%	NA	NA	NA	96.52%	99.88%	100.00%	100.00%
	TATA	169	93.30%	100.00%	100.00%	100.00%	3.87	0	0.00%	NA	100.00%	100.00%	100.00%	97.99%	99.49%	100.00%	100.00%
	VIL	0.05	100.00%	100.00%	NA	NA	3.33	0	NA	NA	NA	NA	NA	100.00%	100.00%	100.00%	NA
Assam	AIRTEL	0	100.00%	100.00%	100.00%	100.00%	0	0	0.00%	0.00%	100.00%	100.00%	100.00%	100.00%	95.06%	100.00%	100.00%
	BSNL	4	93.00%	100.00%	91.00%	100.00%	4	0	0.00%	0.00%	100.00%	100.00%	100.00%	95.35%	95.35%	100.00%	100.00%
	RJIL	0	100.00%	100.00%	100.00%	100.00%	0	0	0.00%	0.00%	NA	NA	NA	97.87%	98.21%	100.00%	100.00%
	VIL	1.14	100.00%	100.00%	NA	NA	9.38	0	NA	NA	NA	NA	NA	100.00%	100.00%	100.00%	NA
Bihar	AIRTEL	0.92	94.91%	100.00%	100.00%	100.00%	4.47	0	0.00%	0.00%	100.00%	100.00%	100.00%	100.00%	95.16%	100.00%	100.00%
	BSNL	3	89.00%	100.00%	96.00%	100.00%	4	0	0.05%	0.00%	98.00%	100.00%	100.00%	99.37%	99.37%	100.00%	100.00%
	RJIL	0	100.00%	100.00%	100.00%	100.00%	0	0	0.00%	0.00%	NA	NA	NA	95.54%	97.80%	100.00%	100.00%
	TATA	0.12	100.00%	100.00%	100.00%	100.00%	2.98	0	0.00%	NA	100.00%	100.00%	100.00%	100.00%	100.00%	100.00%	100.00%
	VIL	0.34	100.00%	100.00%	NA	NA	14	0	NA	NA	NA	NA	NA	100.00%	100.00%	100.00%	NA
Delhi	AIRTEL	0.64	94.04%	100.00%	100.00%	100.00%	2.44	0	0.02%	0.00%	100.00%	100.00%	100.00%	100.00%	95.74%	100.00%	100.00%
	MTNL	0.84	87.71%	99.91%	NA	NA	3.3	0	0.00%	NA	100.00%	100.00%	100.00%	99.99%	99.78%	100.00%	100.00%
	RJIL	0	100.00%	100.00%	100.00%	100.00%	0	0	0.00%	0.00%	NA	NA	NA	95.94%	99.07%	100.00%	100.00%
	TATA	0.86	98.31%	100.00%	100.00%	100.00%	3.52	0	0.00%	NA	100.00%	100.00%	100.00%	100.00%	100.00%	100.00%	100.00%
	VIL	0.13	100.00%	100.00%	NA	NA	2.29	0	NA	NA	NA	NA	NA	100.00%	100.00%	100.00%	NA

Annexure 4.2 (Contd.)

Gujarat	AIRTEL	0.35	87.98%	100.00%	100.00%	100.00%	8.37	0	0.00%	0.00%	100.00%	100.00%	100.00%	100.00%	95.03%	100.00%	100.00%
	BSNL	4	96.00%	100.00%	90.00%	100.00%	4	0	0.02%	0.00%	100.00%	100.00%	100.00%	99.11%	99.01%	100.00%	100.00%
	RJIL	0	100.00%	100.00%	100.00%	100.00%	0	0	0.00%	0.00%	NA	NA	NA	96.59%	99.76%	100.00%	100.00%
	TATA	0.71	94.42%	100.00%	100.00%	100.00%	3.09	0	0.05%	NA	100.00%	100.00%	100.00%	95.89%	95.67%	100.00%	100.00%
	VIL	0.1	100.00%	100.00%	NA	NA	2.57	0	NA	NA	NA	NA	NA	100.00%	100.00%	100.00%	NA
Haryana	AIRTEL	0.39	93.40%	100.00%	100.00%	100.00%	7.48	0	0.02%	0.00%	100.00%	100.00%	100.00%	100.00%	93.09%	100.00%	100.00%
	BSNL	5	91.00%	100.00%	85.00%	100.00%	5	0	0.01%	0.00%	98.00%	100.00%	100.00%	99.27%	99.27%	100.00%	100.00%
	RJIL	0	100.00%	100.00%	100.00%	100.00%	0	0	0.00%	0.00%	NA	NA	NA	100.00%	99.35%	100.00%	100.00%
	TATA	0	100.00%	100.00%	100.00%	100.00%	0	0	0.00%	NA	100.00%	100.00%	100.00%	100.00%	100.00%	100.00%	100.00%
	VIL	0.87	100.00%	100.00%	NA	NA	15	0	NA	NA	NA	NA	NA	100.00%	100.00%	NA	NA
Himachal Pradesh	AIRTEL	0.51	94.97%	100.00%	100.00%	100.00%	5.04	0	0.00%	0.00%	100.00%	100.00%	100.00%	100.00%	99.05%	100.00%	100.00%
	BSNL	4	89.00%	100.00%	82.00%	100.00%	5	0	0.05%	0.00%	98.92%	100.00%	100.00%	99.68%	99.68%	100.00%	100.00%
	RJIL	0	100.00%	100.00%	100.00%	100.00%	0	0	0.00%	0.00%	NA	NA	NA	100.00%	100.00%	100.00%	100.00%
	TATA	0	100.00%	100.00%	100.00%	100.00%	0	0	0.00%	NA	100.00%	100.00%	100.00%	100.00%	100.00%	100.00%	100.00%
	VIL	0	100.00%	100.00%	NA	NA	0	0	NA	NA	NA	NA	NA	100.00%	100.00%	NA	NA
Jammu & Kashmir	AIRTEL	0.23	95.07%	100.00%	100.00%	100.00%	6.16	0	0.00%	0.00%	100.00%	100.00%	100.00%	100.00%	92.72%	100.00%	100.00%
	BSNL	5	97.00%	100.00%	94.00%	100.00%	5	0	0.01%	0.00%	98.00%	100.00%	100.00%	99.33%	99.33%	100.00%	100.00%
	RJIL	0	100.00%	100.00%	100.00%	100.00%	0	0	0.00%	0.00%	NA	NA	NA	95.35%	100.00%	100.00%	100.00%
	VIL	0	100.00%	100.00%	NA	NA	0	0	NA	NA	NA	NA	NA	100.00%	100.00%	NA	NA
Karnataka	AIRTEL	0.53	89.02%	100.00%	100.00%	100.00%	9.88	0	0.01%	0.00%	100.00%	100.00%	100.00%	100.00%	95.52%	100.00%	100.00%
	BSNL	6	96.00%	100.00%	99.00%	100.00%	4	0	0.09%	0.00%	98.00%	100.00%	100.00%	97.83%	97.57%	100.00%	100.00%
	RJIL	0	100.00%	100.00%	100.00%	100.00%	0	0	0.00%	0.00%	NA	NA	NA	97.39%	99.26%	100.00%	100.00%
	TATA	0.19	96.00%	100.00%	100.00%	100.00%	3.85	0	0.00%	NA	100.00%	100.00%	100.00%	100.00%	97.78%	100.00%	100.00%
	VIL	0.07	100.00%	100.00%	NA	NA	4.2	0	NA	NA	NA	NA	NA	100.00%	100.00%	100.00%	NA
Kerala	AIRTEL	0.54	88.68%	100.00%	100.00%	100.00%	9.78	0	0.03%	0.00%	100.00%	100.00%	100.00%	100.00%	95.31%	100.00%	100.00%
	BSNL	5	92.00%	100.00%	93.00%	100.00%	7	0	0.04%	0.00%	98.00%	100.00%	100.00%	98.39%	98.19%	100.00%	100.00%
	RJIL	0	100.00%	100.00%	100.00%	100.00%	0	0	0.00%	0.00%	NA	NA	NA	96.51%	98.51%	100.00%	100.00%
	TATA	0.01	100.00%	100.00%	100.00%	100.00%	1.88	0	0.00%	NA	100.00%	100.00%	100.00%	100.00%	100.00%	100.00%	100.00%
	VIL	0.4	100.00%	100.00%	NA	NA	3.8	0	NA	NA	NA	NA	NA	100.00%	100.00%	100.00%	NA
Kolkata	AIRTEL	0.47	91.78%	100.00%	100.00%	100.00%	9.13	0	0.02%	0.00%	100.00%	100.00%	100.00%	100.00%	96.34%	100.00%	100.00%
	BSNL	6	89.00%	100.00%	NA	NA	7	0	0.00%	0.00%	99.00%	100.00%	100.00%	99.12%	99.01%	100.00%	100.00%
	RJIL	0	100.00%	100.00%	100.00%	100.00%	0	0	0.00%	0.00%	NA	NA	NA	98.30%	100.00%	100.00%	100.00%
	TATA	0.03	100.00%	100.00%	100.00%	100.00%	1.57	0	0.00%	NA	100.00%	100.00%	100.00%	96.67%	96.59%	100.00%	100.00%
	VIL	0.22	100.00%	100.00%	NA	NA	3.5	0	NA	NA	NA	NA	NA	100.00%	100.00%	100.00%	NA
Madhya Pradesh	AIRTEL	0.62	86.50%	100.00%	100.00%	100.00%	2.98	0	0.02%	0.00%	100.00%	100.00%	100.00%	100.00%	98.10%	100.00%	100.00%
	BSNL	6	92.00%	100.00%	97.00%	100.00%	6	0	0.01%	0.00%	100.00%	100.00%	100.00%	98.46%	98.19%	100.00%	100.00%
	RJIL	0	100.00%	100.00%	100.00%	100.00%	0	0	0.00%	0.00%	NA	NA	NA	96.96%	99.46%	100.00%	100.00%
	TATA	0.21	100.00%	100.00%	100.00%	100.00%	0.55	0	0.00%	NA	100.00%	100.00%	100.00%	100.00%	100.00%	100.00%	100.00%
	VIL	0.05	100.00%	100.00%	NA	NA	2.18	0	NA	NA	NA	NA	NA	100.00%	100.00%	100.00%	NA
Maharashtra	AIRTEL	0.19	87.72%	100.00%	100.00%	100.00%	7.5	0	0.00%	0.00%	100.00%	100.00%	100.00%	100.00%	96.87%	100.00%	100.00%
	BSNL	5	86.00%	100.00%	79.00%	100.00%	9	0	0.01%	0.00%	100.00%	100.00%	100.00%	98.81%	98.53%	100.00%	100.00%
	RJIL	0	100.00%	100.00%	100.00%	100.00%	0	0	0.00%	0.00%	NA	NA	NA	96.72%	100.00%	100.00%	100.00%
	TATA	1.89	96.57%	100.00%	100.00%	100.00%	2.68	0	0.00%	NA	100.00%	100.00%	100.00%	99.03%	100.00%	100.00%	100.00%
	VIL	0.4	100.00%	100.00%	NA	NA	4.5	0	NA	NA	NA	NA	NA	100.00%	100.00%	100.00%	NA

Annexure 4.2 (Contd.)

Mumbai	AIRTEL	0.29	86.92%	100.00%	100.00%	100.00%	8.64	0	0.01%	0.00%	100.00%	100.00%	100.00%	100.00%	95.92%	100.00%	100.00%
	MTNL	1	39.10%	56.10%	100.00%	100.00%	197.44	0	0.00%	NA	98.80%	100.00%	100.00%	99.97%	97.53%	98.92%	67.87%
	RJIL	0	100.00%	100.00%	100.00%	100.00%	0	0	0.00%	0.00%	NA	NA	NA	96.53%	100.00%	100.00%	100.00%
	TATA	1.64	91.9%	100.00%	100.00%	100.00%	4.1	0	0.00%	NA	100.00%	100.00%	100.00%	100.00%	97.54%	100.00%	100.00%
	VIL	0.1	100.00%	100.00%	NA	NA	2.43	0	NA	NA	NA	NA	NA	100.00%	100.00%	100.00%	NA
North East	BSNL	3	92.00%	100.00%	96.00%	100.00%	5	0	0.01%	0.00%	100.00%	100.00%	100.00%	98.61%	98.61%	100.00%	100.00%
	RJIL	0	100.00%	100.00%	100.00%	100.00%	0	0	0.00%	0.00%	NA	NA	NA	100.00%	100.00%	100.00%	100.00%
	VIL	0	100.00%	100.00%	NA	NA	0	0	NA	NA	NA	NA	NA	100.00%	100.00%	NA	NA
Odisha	AIRTEL	0	100.00%	100.00%	100.00%	100.00%	0	0	0.00%	0.00%	100.00%	100.00%	100.00%	100.00%	100.00%	100.00%	100.00%
	BSNL	4	91.00%	100.00%	89.00%	100.00%	7	0	0.09%	0.00%	99.00%	100.00%	100.00%	97.27%	97.10%	100.00%	100.00%
	RJIL	0	100.00%	100.00%	100.00%	100.00%	0	0	0.00%	0.00%	NA	NA	NA	95.70%	98.06%	100.00%	100.00%
	TATA	0.1	100.00%	100.00%	100.00%	100.00%	3.68	0	0.00%	NA	100.00%	100.00%	100.00%	100.00%	100.00%	100.00%	100.00%
	VIL	0.3	100.00%	100.00%	NA	NA	0.41	0	NA	NA	NA	NA	NA	100.00%	100.00%	100.00%	NA
Punjab	AIRTEL	0.69	90.56%	100.00%	100.00%	100.00%	9.53	0	0.02%	0.00%	100.00%	100.00%	100.00%	100.00%	93.70%	100.00%	100.00%
	BSNL	7	91.00%	100.00%	90.00%	100.00%	8	0	0.00%	0.00%	99.00%	100.00%	100.00%	99.30%	99.11%	100.00%	100.00%
	QTL	5.8	92.00%	100.00%	100.00%	100.00%	7.52	0	0.00%	0.00%	100.00%	100.00%	100.00%	97.61%	98.91%	100.00%	100.00%
	RJIL	0	100.00%	100.00%	100.00%	100.00%	0	0	0.00%	0.00%	NA	NA	NA	97.30%	99.12%	100.00%	100.00%
	TATA	0.17	100.00%	100.00%	100.00%	100.00%	1.94	0	0.00%	NA	100.00%	100.00%	100.00%	100.00%	100.00%	100.00%	100.00%
	VIL	0.46	100.00%	100.00%	NA	NA	1.3	0	NA	NA	NA	NA	NA	100.00%	100.00%	NA	NA
	VM IPL	0	100.00%	100.00%	NA	NA	0	NA	NA	NA	NA	NA	100.00%	100.00%	100.00%	NA	100.00%
Rajasthan	AIRTEL	0.3	90.34%	100.00%	100.00%	100.00%	4.41	0	0.00%	0.00%	100.00%	100.00%	100.00%	100.00%	97.60%	100.00%	100.00%
	BSNL	6	95.00%	100.00%	96.00%	100.00%	6	0	0.03%	0.00%	98.50%	100.00%	100.00%	99.87%	99.87%	100.00%	100.00%
	RJIL	0	100.00%	100.00%	100.00%	100.00%	0	0	0.00%	0.00%	NA	NA	NA	95.69%	99.70%	100.00%	100.00%
	TATA	1.83	100.00%	100.00%	100.00%	100.00%	2.04	0	0.00%	NA	100.00%	100.00%	100.00%	100.00%	100.00%	100.00%	100.00%
	VIL	0.22	100.00%	100.00%	NA	NA	3.4	0	NA	NA	NA	NA	NA	100.00%	100.00%	100.00%	NA
Tamilnadu including Chennai	AIRTEL	0.71	88.68%	100.00%	100.00%	100.00%	9.88	0	0.04%	0.00%	100.00%	100.00%	100.00%	100.00%	90.65%	100.00%	100.00%
	BSNL	4	92.00%	100.00%	89.00%	100.00%	6	0	0.02%	0.00%	100.00%	100.00%	100.00%	98.95%	98.77%	100.00%	100.00%
	RJIL	0	100.00%	100.00%	100.00%	100.00%	0	0	0.00%	0.00%	NA	NA	NA	96.07%	99.72%	100.00%	100.00%
	TATA	0.01	100.00%	100.00%	100.00%	100.00%	2.9	0	0.00%	NA	100.00%	100.00%	100.00%	100.00%	100.00%	100.00%	100.00%
Uttar Pradesh (East)	VIL	0.64	100.00%	100.00%	NA	NA	3.38	0	NA	NA	NA	NA	NA	100.00%	100.00%	100.00%	NA
	AIRTEL	0.5	95.05%	100.00%	100.00%	100.00%	5.09	0	0.01%	0.00%	100.00%	100.00%	100.00%	100.00%	97.58%	100.00%	100.00%
	BSNL	4	85.00%	100.00%	84.00%	100.00%	7	0	0.02%	0.00%	100.00%	100.00%	100.00%	99.23%	99.23%	100.00%	100.00%
	RJIL	0	100.00%	100.00%	100.00%	100.00%	0	0	0.00%	0.00%	NA	NA	NA	96.05%	100.00%	100.00%	100.00%
	TATA	0.13	100.00%	100.00%	100.00%	100.00%	0.96	0	0.00%	NA	100.00%	100.00%	100.00%	100.00%	100.00%	100.00%	100.00%
Uttar Pradesh (West)	VIL	0.16	100.00%	100.00%	NA	NA	2.1	0	NA	NA	NA	NA	NA	100.00%	100.00%	100.00%	NA
	AIRTEL	0.55	97.14%	100.00%	100.00%	100.00%	0.48	0	0.00%	0.00%	100.00%	100.00%	100.00%	100.00%	95.37%	100.00%	100.00%
	BSNL	5	93.00%	100.00%	89.00%	100.00%	7	0	0.08%	0.00%	99.00%	100.00%	100.00%	99.40%	99.28%	100.00%	100.00%
	RJIL	0	100.00%	100.00%	100.00%	100.00%	0	0	0.00%	0.00%	NA	NA	NA	95.23%	100.00%	100.00%	100.00%
	TATA	0	100.00%	100.00%	100.00%	100.00%	0	0	0.00%	NA	100.00%	100.00%	100.00%	100.00%	100.00%	100.00%	100.00%
West Bengal	VIL	0.97	100.00%	100.00%	NA	NA	1.46	0	NA	NA	NA	NA	NA	100.00%	100.00%	NA	NA
	AIRTEL	0	100.00%	100.00%	100.00%	100.00%	0	0	0.00%	0.00%	100.00%	100.00%	100.00%	100.00%	96.76%	100.00%	100.00%
	BSNL	2	91.00%	100.00%	93.00%	100.00%	4	0	0.01%	0.00%	98.00%	100.00%	100.00%	98.97%	98.97%	100.00%	100.00%
	RJIL	0	100.00%	100.00%	100.00%	100.00%	0	0	0.00%	0.00%	NA	NA	NA	97.09%	97.77%	100.00%	100.00%
	TATA	0	100.00%	100.00%	100.00%	100.00%	0	0	0.00%	NA	100.00%	100.00%	100.00%	100.00%	100.00%	100.00%	100.00%
VIL	3.11	100.00%	100.00%	NA	NA	4.39	0	NA	NA	NA	NA	NA	100.00%	100.00%	NA	NA	

Annexure 4.3: Quality of Service Performance of Broadband (wireline) Service Providers

S.No.	Service Provider	LSA	Service Provisioning/ Activation Time	Faults Repair/ Restoration Time		Billing Performance			Response Time to the Customer for assistance		Bandwidth utilisation/throughput				Service availability (uptime for all users) in %age	Packet loss (for wired broadband access) in %age	Network latency (for wired broadband access)		
			%age of connections provided within 15 days of registration of demand	% of faults repaired by next working day (>90%)	% of faults repaired within 3 working day	%age of bills disputed	%age of billing complaints resolved within 4 weeks	%age of cases to whom refund of deposits is made within 60 days of closures	%age of calls answered by operator (Voice to voice) within 60 sec	%age of calls answered by operator (Voice to voice) within 90 sec	No. of Intra network links having Bandwidth >90% during peak hours (TCBH)	No. of Upstream links for International connectivity having bandwidth utilisation >90% during peak hours (TCBH)	% International bandwidth utilization during peak hours (TCBH) (Enclose MRTG) <90%	Broadband Connection Speed available (download) from ISP node to user			User reference point at POP/ISP Gateway node to (ISPP/NIXI)	User reference point at ISP Gateway node to International nearest NAP port abroad (terrestrial)	User reference point at ISP Gateway node to International nearest NAP port abroad (satellite)
			100%	>90%	=>99%	<2%	100% within 4 weeks	100% within 60 days	>60%	>80%	0	0	<90%	>80%			>98%	<1%	<120 ms
1	ADN Broadband Pvt. Ltd.	Delhi	100.00	99.62	100.00	0.00	100.00	100.00	100.00	100.00	0.00	0.00	75.12	94.60	99.82	0.76	2.00	150.00	0.00
2	Aerpace Communications Pvt. Ltd.	Maharashtra	100.00	91.33	100.00	0.00	100.00	100.00	82.00	90.67	0.00	0.00	87.00	98.00	100.00	0.97	1.00	225.00	265.00
		Mumbai	100.00	91.00	100.00	0.00	100.00	100.00	81.67	92.00	0.00	0.00	87.67	98.00	100.00	0.98	1.00	47.00	260.00
3	Airfiber Networks Pvt. Ltd.	Karnataka	100.00	95.93	99.90	0.00	100.00	100.00	91.50	99.00	0.00	0.00	63.00	99.00	100.00	0.50	23.00	246.00	0.00
		Tamilnadu	100.00	95.17	99.90	0.00	100.00	100.00	91.50	99.00	0.00	0.00	71.03	99.00	100.00	0.50	22.00	245.00	0.00
4	Airtel Cable and Datacom Pvt. Ltd.	Maharashtra	100.00	99.26	100.00	0.00	100.00	100.00	98.72	100.00	0.00	0.00	4.19	100.00	100.00	0.00	2.19	118.00	NA
		Mumbai	100.00	93.39	99.12	0.00	100.00	100.00	96.64	99.16	0.00	0.00	23.55	100.00	100.00	0.00	3.30	118.00	NA
5	Alliance Broadband Services Pvt. Ltd.	All India	100.00	94.83	100.00	0.00	100.00	100.00	96.33	100.00	0.00	0.00	59.48	98.17	99.59	0.00	2.00	4.00	1.00
6	Andhra Pradesh State Fiber Net Limited	Andhra Pradesh	100.00	94.24	100.00	0.00	100.00	100.00	82.67	93.41	0.00	0.00	87.79	91.37	100.00	0.50	81.00	215.00	462.00
7	Angel Air Network Solutions Pvt. Ltd.	Haryana	100.00	100.00	100.00	0.00	100.00	100.00	100.00	100.00	0.00	0.00	81.00	90.00	100.00	0.00	20.00	25.00	40.00
		Punjab	100.00	100.00	100.00	0.00	100.00	100.00	100.00	100.00	0.00	0.00	81.00	90.00	100.00	0.00	20.00	25.00	40.00
		Rajasthan	100.00	100.00	100.00	0.00	100.00	100.00	100.00	100.00	0.00	0.00	81.00	90.00	100.00	0.00	20.00	25.00	40.00
8	Anonet Communications Pvt. Ltd. (formerly ANI Broadband Services Pvt. Ltd.)	All India	100.00	99.00	100.00	0.00	100.00	100.00	98.00	100.00	0.00	0.00	85.00	100.00	99.00	0.40	20.00	288.00	0.00
9	Antariksh Softtech Pvt. Ltd.	Maharashtra	100.00	91.67	99.00	0.00	100.00	100.00	96.67	98.33	0.00	0.00	0.00	90.00	99.03	0.10	24.00	0.00	0.00
		Mumbai	100.00	91.67	99.00	0.00	100.00	100.00	96.67	98.33	0.00	0.00	0.00	90.00	99.02	0.10	24.00	0.00	0.00
10	Asianet Satellite Communications Ltd.	All India	100.00	90.51	99.83	0.05	100.00	100.00	61.53	80.48	0.00	0.00	72.35	91.67	99.87	0.82	56.00	229.00	0.00
11	AT Broadband Pvt. Ltd.	Tamilnadu	100.00	99.00	99.90	0.00	100.00	100.00	80.00	90.00	0.00	0.00	0.00	99.00	100.00	0.10	0.00	0.00	0.00
12	Atria Convergence Technologies Ltd.	All India	100.00	94.82	99.30	1.16	100.00	100.00	68.00	73.00	0.00	0.00	36.35	96.80	100.00	0.03	2.00	27.00	0.00
13	Bharat Sanchar Nigam Ltd.	All India	100.00	94.44	99.74	0.14	100.00	100.00	92.58	95.04	0.00	0.00	59.56	94.01	99.13	0.52	46.69	139.51	NA
14	Bharti Airtel Ltd.	All India	100.00	94.34	99.26	0.00	100.00	100.00	86.61	91.58	0.00	0.00	34.64	100.00	99.91	0.00	50.22	48.28	NA
15	Bluelotus Support Services Pvt. Ltd. (formerly Limras Eronet Broadband Service Pvt Ltd)	All India	100.00	99.00	100.00	0.02	100.00	100.00	90.00	100.00	0.00	0.00	0.00	98.50	99.50	0.01	23.00	236.00	0.00
16	Candor Infosolution Pvt. Ltd.	Bihar	100.00	99.00	100.00	0.45	100.00	100.00	100.00	100.00	0.00	0.00	89.00	90.00	100.00	0.00	90.00	250.00	350.00
		Delhi	100.00	99.00	100.00	0.15	100.00	100.00	100.00	100.00	0.00	0.00	89.00	90.00	100.00	0.00	90.00	250.00	350.00
		Haryana	100.00	99.00	100.00	0.80	100.00	100.00	100.00	100.00	0.00	0.00	89.00	90.00	100.00	0.00	90.00	250.00	350.00
17	City Online Services Ltd	Andhra Pradesh	100.00	99.00	100.00	0.00	100.00	100.00	98.00	99.00	0.00	0.00	71.76	99.00	99.86	0.10	15.00	238.00	NA
		Karnataka	100.00	98.00	99.00	0.00	100.00	100.00	95.50	98.00	0.00	0.00	77.50	97.87	99.86	0.10	18.00	280.00	0.00
18	D-ATUM Vilcom Pvt. Ltd.	All India	100.00	100.00	100.00	0.00	100.00	100.00	95.00	100.00	0.00	0.00	0.00	98.00	100.00	0.10	20.00	0.00	0.00
19	DEN Broadband Limited	All India	100.00	96.99	99.75	0.00	100.00	100.00	74.77	81.43	0.00	0.00	76.10	94.00	99.82	0.69	20.00	260.00	0.00
20	Deshkal Network Pvt. Ltd.	Karnataka	100.00	95.00	99.00	0.00	100.00	100.00	90.00	95.00	0.00	0.00	89.00	85.00	99.50	0.50	5.00	250.00	0.00
21	Digital Network Associates Pvt. Ltd.	Maharashtra	100.00	91.96	99.26	0.00	100.00	100.00	82.53	87.08	0.00	0.00	80.00	83.00	99.91	0.20	4.00	255.00	600.00
		Mumbai	100.00	100.00	100.00	0.00	100.00	100.00	100.00	100.00	0.00	0.00	0.00	100.00	100.00	0.00	0.00	0.00	0.00
22	DL GTPL Broadband Pvt. Ltd.	Gujarat	100.00	95.00	100.00	0.00	100.00	100.00	75.00	87.00	0.00	0.00	85.66	90.00	99.54	0.00	15.00	300.00	0.00
		Maharashtra	100.00	94.33	100.00	0.00	100.00	100.00	86.00	93.66	0.00	0.00	85.66	90.00	99.50	0.00	15.00	300.00	0.00
23	DNA Infotel Pvt Ltd	Maharashtra	100.00	91.95	99.27	0.00	100.00	100.00	82.54	87.16	0.00	0.00	80.00	83.00	99.91	0.90	4.00	255.00	600.00
24	ESTO BROADBAND Pvt. Ltd.	All India	100.00	97.50	100.00	0.00	100.00	100.00	99.00	100.00	0.00	0.00	74.77	90.00	99.17	0.00	40.00	100.00	720.00
25	Ethernet Xpress(I) Pvt. Ltd.	Maharashtra	100.00	98.00	99.35	0.11	100.00	100.00	90.43	94.95	0.00	0.00	20.00	99.00	100.00	0.11	30.00	300.00	650.00
26	Excell Media Pvt. Ltd.	Andhra Pradesh	100.00	94.25	99.53	0.00	100.00	100.00	95.71	97.33	0.00	0.00	70.43	97.40	99.86	0.50	8.00	240.00	0.00
		Karnataka	100.00	100.00	100.00	0.00	100.00	100.00	100.00	100.00	0.00	0.00	0.00	100.00	100.00	0.00	0.00	0.00	0.00
27	Excitel Broadband Private Limited	All India	100.00	91.00	99.01	0.00	100.00	100.00	61.01	84.00	0.00	0.00	76.33	100.00	99.68	0.00	4.00	197.00	0.00
28	Extranet Supports Pvt. Ltd. (earlier Dwan Supports Pvt. Ltd.)	All India	100.00	95.67	100.00	0.00	100.00	100.00	91.00	96.76	0.00	0.00	84.78	95.33	99.86	0.04	20.00	168.00	455.00
29	Fibervalley Communications Pvt. Ltd.	Gujarat	100.00	90.54	99.13	0.00	100.00	100.00	99.55	100.00	0.00	0.00	86.47	98.82	99.86	0.41	80.00	275.00	0.00
30	Five Internet Solutions Pvt. Ltd.	Haryana	100.00	99.00	99.00	0.00	100.00	100.00	86.00	93.66	0.00	0.00	86.00	95.00	99.35	0.00	30.00	100.00	680.00
		Punjab	100.00	99.00	99.00	0.00	100.00	100.00	86.00	93.66	0.00	0.00	72.00	95.00	99.35	0.00	30.00	100.00	680.00

Annexure 4.3 (Contd.)

31	Five Net Service Provider Pvt. Ltd.	Madhya Pradesh	100.00	99.00	99.00	0.00	100.00	100.00	86.00	93.66	0.00	0.00	72.00	95.00	99.35	0.00	30.00	100.00	680.00
32	Five Network Solution (India) Ltd.	All India	100.00	99.50	100.00	0.00	100.00	100.00	100.00	100.00	0.00	0.00	36.11	100.00	99.86	0.60	2.60	242.00	NA
33	Fusionnet Web Services Pvt. Ltd.	All India	100.00	96.66	99.67	0.00	100.00	100.00	95.20	96.30	0.00	0.00	66.09	100.00	100.00	0.00	2.00	250.00	0.00
34	Gazon Communications India Limited	Maharashtra	100.00	98.09	100.00	0.00	100.00	100.00	97.60	99.90	0.00	0.00	51.00	98.00	99.77	0.95	2.00	0.00	NA
35	Genstar Network Solutions Pvt. Ltd.	Mumbai	100.00	98.00	100.00	0.00	100.00	100.00	83.00	87.00	0.00	0.00	83.00	99.00	98.84	0.00	1.00	48.00	89.00
36	GTPL Broadband Pvt. Ltd.	All India	100.00	93.23	99.23	0.00	100.00	100.00	95.50	98.20	0.00	0.00	44.24	94.00	99.13	0.00	11.00	300.00	0.00
37	GTPL KCBPL Broadband Private Limited	Kolkata	100.00	99.15	100.00	0.00	100.00	100.00	91.73	92.48	0.00	0.00	80.05	98.67	100.00	0.00	10.00	250.00	310.00
		Odisha	100.00	99.36	100.00	0.00	100.00	100.00	89.06	88.48	0.00	0.00	80.05	98.67	100.00	0.00	10.00	250.00	310.00
		West Bengal	100.00	97.44	100.00	0.00	100.00	100.00	89.40	88.48	0.00	0.00	80.05	98.67	100.00	0.00	10.00	250.00	310.00
38	Hathway Cable & Datacom Pvt. Ltd.	All India	100.00	93.26	99.53	0.61	100.00	100.00	80.93	91.77	0.00	0.00	75.33	90.00	99.68	0.32	7.00	49.00	0.00
39	Honeycomb Telnet Private Limited	All India	100.00	92.00	99.00	0.00	100.00	100.00	76.00	84.00	0.00	0.00	0.00	90.00	99.10	0.10	24.00	0.00	0.00
40	Indinet Service Pvt. Ltd	All India	100.00	96.00	100.00	0.00	100.00	100.00	90.67	95.33	0.00	0.00	84.10	94.33	99.54	0.50	58.67	239.00	NA
41	Infocus Networks Pvt. Ltd.	Mumbai	100.00	96.71	100.00	0.00	100.00	100.00	95.90	99.90	0.00	0.00	67.00	96.00	99.16	0.95	0.00	0.00	NA
42	Instanet Technologies Pvt. Ltd.	Maharashtra	100.00	96.07	100.00	0.10	100.00	100.00	81.55	90.29	0.00	0.00	63.00	90.00	100.00	0.00	4.00	255.00	0.00
43	Intech Online Pvt. Ltd.	Maharashtra	100.00	90.34	99.25	1.37	100.00	100.00	99.39	99.48	0.00	0.00	17.98	94.00	99.86	0.02	15.00	89.33	450.00
		Mumbai	100.00	90.70	99.42	0.54	100.00	100.00	99.49	99.53	0.00	0.00	29.44	94.00	99.86	0.02	1.00	76.00	450.00
44	Ishan Netsol Pvt Ltd	All India	100.00	91.18	100.00	0.00	100.00	100.00	68.17	81.79	0.00	0.00	78.32	91.00	99.11	0.00	100.00	225.00	0.00
45	Juweriyah Networks Private Limited	Maharashtra	100.00	98.00	100.00	0.00	100.00	100.00	83.67	87.00	0.00	0.00	83.00	99.00	100.00	0.00	1.00	47.00	80.00
		Mumbai	100.00	97.00	100.00	0.00	100.00	100.00	86.33	91.00	0.00	0.00	79.00	99.00	100.00	0.00	1.00	47.00	80.00
46	K NET Solutions Private Limited	Tamilnadu	100.00	90.85	99.06	0.00	100.00	100.00	82.66	84.37	0.00	0.00	0.00	100.00	99.87	0.00	7.91	273.78	0.00
47	Kerala Fibre Optic Network Ltd.	Kerala	100.00	92.00	99.00	0.00	100.00	100.00	100.00	100.00	0.00	0.00	62.00	91.00	100.00	0.00	33.45	52.00	NA
48	Kerala Vision Broad Band Ltd.	All India	100.00	92.96	99.00	0.13	100.00	100.00	87.83	92.82	0.00	0.00	37.09	99.00	99.31	0.00	16.00	265.00	0.00
49	Kings Broadband Pvt. Ltd	All India	100.00	98.33	100.00	0.00	100.00	100.00	91.67	98.00	0.00	0.00	78.00	97.33	99.91	0.10	30.00	310.00	650.00
50	Mahanagar Telephone Nigam Ltd.	All India	100.00	66.77	76.26	0.00	100.00	81.47	96.47	98.59	0.00	0.00	34.46	89.70	99.64	0.50	35.83	250.48	NA
51	Meghbela Cable & Broadband Services (P) Ltd	All India	100.00	95.00	100.00	1.68	100.00	100.00	95.00	100.00	0.00	0.00	74.00	95.00	100.00	0.00	60.00	150.00	0.00
		Maharashtra	100.00	97.41	99.65	0.00	100.00	100.00	100.00	100.00	0.00	0.00	14.80	100.00	100.00	0.00	2.19	118.00	NA
52	Microscan Infocommtech Private Limited	Mumbai	100.00	94.50	99.52	0.00	100.00	100.00	100.00	100.00	0.00	0.00	18.33	100.00	100.00	0.00	3.30	118.00	NA
		All India	100.00	99.37	100.00	0.00	100.00	100.00	99.00	99.00	0.00	0.00	89.62	93.33	100.00	0.00	117.00	0.00	0.00
54	Navkar Supertech Pvt. Ltd.	Maharashtra	100.00	99.00	100.00	0.00	100.00	100.00	97.93	98.97	0.00	0.00	76.00	93.67	100.00	0.00	67.00	65.00	0.00
55	Net 9 Fibernet Pvt. Ltd. (formerly Net 9 Online Hathway Pvt. Ltd.)	Mumbai	100.00	97.72	100.00	0.00	100.00	100.00	100.00	100.00	0.00	0.00	87.94	90.00	99.68	0.34	94.67	303.33	0.00
56	Netplus Broadband Services Pvt. Ltd	All India	100.00	100.00	100.00	1.37	100.00	100.00	82.62	86.73	0.00	0.00	86.46	96.12	100.00	0.10	44.00	198.00	0.00
57	Nuron Networks India Pvt. Ltd.	Karnataka	100.00	92.15	99.19	0.00	100.00	100.00	82.73	92.63	0.00	0.00	0.00	90.00	100.00	0.10	16.00	20.00	22.00
58	ONEOTT ENTERTAINMENT LTD	All India	100.00	97.00	99.00	1.14	100.00	100.00	95.00	95.00	0.00	0.00	89.26	100.00	100.00	0.50	1.03	63.00	0.00
59	Pacenet Meghbela Broadband Pvt. Ltd.	Kolkata	100.00	95.00	100.00	1.60	100.00	100.00	95.00	100.00	0.00	0.00	74.00	95.00	100.00	0.00	60.00	150.00	0.00
60	Paradise Telecom Pvt. Ltd.	Maharashtra	100.00	100.00	100.00	0.14	100.00	100.00	65.23	80.73	0.00	0.00	63.00	90.00	100.00	0.00	4.00	255.00	0.00
61	Pioneer Elabs Limited	All India	100.00	92.67	99.40	0.83	100.00	100.00	71.33	87.67	0.00	0.00	0.00	87.67	100.00	0.85	86.00	263.00	682.00
62	Quadrant Televentures Ltd.	All India	100.00	93.90	99.29	0.33	100.00	100.00	92.57	95.41	0.00	0.00	72.41	100.00	99.95	0.00	17.00	252.00	0.00
63	Quest Consultancy Pvt. Ltd.	Gujarat	100.00	99.00	100.00	0.00	100.00	100.00	99.00	99.00	0.00	0.00	70.00	99.00	99.49	0.30	23.00	56.00	0.00
64	R.G. Technosolutions Pvt. Ltd.	Uttar Pradesh (East)	100.00	94.02	99.12	0.00	100.00	100.00	86.00	97.42	0.00	0.00	14.71	98.33	100.00	0.20	89.00	330.00	252.00
65	Radinet Info Solutions Pvt Ltd	Madhya Pradesh	100.00	100.00	100.00	0.00	100.00	100.00	100.00	100.00	0.00	0.00	74.91	90.00	99.54	0.00	20.00	300.00	400.00
		Maharashtra	100.00	100.00	100.00	0.00	100.00	100.00	100.00	100.00	0.00	0.00	74.91	90.00	99.54	0.00	20.00	300.00	400.00
		Rajasthan	100.00	90.28	99.10	0.00	100.00	100.00	91.30	97.56	0.00	0.00	74.91	90.00	99.54	0.00	20.00	300.00	400.00
		Uttar Pradesh (West)	100.00	100.00	100.00	0.00	100.00	100.00	100.00	100.00	100.00	0.00	0.00	74.91	90.00	99.54	0.00	20.00	300.00
66	RailTel Corporation of India Ltd.	All India	100.00	100.00	100.00	0.00	100.00	100.00	98.00	100.00	0.00	0.00	44.07	100.00	99.86	0.87	90.00	320.00	0.00
67	Rajesh Digital & Datacom Pvt. Ltd.	Mumbai	100.00	99.00	100.00	0.00	100.00	100.00	98.00	98.00	0.00	0.00	0.00	83.00	99.86	0.00	46.00	0.00	0.00
68	Readylink Internet Services Limited	Tamilnadu	100.00	99.00	100.00	0.14	100.00	100.00	91.00	93.00	0.00	0.00	69.00	83.00	100.00	0.00	23.00	85.00	0.00
69	Reliance Jio Infocomm Ltd	All India	100.00	95.28	99.51	0.00	100.00	100.00	83.77	87.72	0.00	0.00	55.47	100.00	99.96	0.05	22.99	71.89	NA
70	RI Networks Pvt Ltd	All India	100.00	94.73	99.19	0.00	100.00	100.00	67.43	81.39	0.00	0.00	78.20	100.00	100.00	0.50	50.00	300.00	300.00

Annexure 4.3 (Contd.)

71	Sancfil Technologies Internet Services Pvt. Ltd.	Maharashtra	100.00	96.27	100.00	0.00	100.00	100.00	95.90	99.90	0.00	0.00	65.00	95.00	99.23	0.95	5.00	0.00	NA
72	SDH Network Pvt. Ltd.	Delhi	100.00	92.00	99.00	0.00	100.00	100.00	90.00	90.00	0.00	0.00	85.00	90.00	100.00	0.00	115.00	345.00	0.00
73	Shyam Spectra Private Limited	All India	100.00	94.88	99.41	0.19	100.00	100.00	83.00	85.00	0.00	0.00	23.96	99.00	99.70	0.00	4.80	0.00	NA
74	Sikka Broadband(P) Ltd.	Uttar Pradesh (East)	100.00	91.00	99.26	0.00	100.00	100.00	88.00	98.70	0.00	0.00	80.00	86.60	100.00	0.10	10.00	290.00	400.00
75	Siliguri Internet & Cable TV Pvt. Ltd.	West Bengal	100.00	94.33	100.00	0.11	100.00	100.00	80.67	94.33	0.00	0.00	78.15	91.00	100.00	0.90	60.00	300.00	0.00
76	SITI Broadband Services Pvt. Ltd.	All India	100.00	92.09	99.22	0.00	100.00	100.00	94.00	94.00	0.00	0.00	85.61	95.00	99.68	0.90	3.00	94.00	0.00
77	Snet Networks Pvt. Ltd.	Mumbai	100.00	95.00	99.00	0.00	100.00	100.00	70.00	81.00	0.00	0.00	85.00	85.00	99.31	0.50	0.00	0.00	0.00
78	Specific Net Pvt. Ltd	Maharashtra	100.00	100.00	100.00	0.00	100.00	100.00	91.00	93.00	0.00	0.00	86.83	90.00	98.98	0.88	88.34	89.00	NA
79	Spiderlink Networks Pvt. Ltd.	Rajasthan	100.00	92.76	99.44	0.00	100.00	100.00	74.63	88.51	0.00	0.00	77.00	97.99	100.00	0.00	30.00	225.00	0.00
80	Sri Sai Communication And Internet Pvt.Ltd.	All India	100.00	100.00	100.00	0.00	100.00	100.00	100.00	100.00	0.00	0.00	66.02	90.00	99.68	0.00	20.00	250.00	0.00
81	Sristi Sanchar Webnet Limited	Kolkata	100.00	93.94	100.00	0.00	100.00	100.00	75.23	100.00	0.00	0.00	74.17	89.16	99.45	0.00	60.00	208.00	199.00
82	Tachyon Communications Private Limited	Uttar Pradesh (East)	100.00	98.00	100.00	0.63	100.00	100.00	88.33	94.00	0.00	0.00	58.12	99.00	100.00	0.00	35.00	70.00	NA
83	Tata Play Broadband Private Limited (formerly Tata Sky Broadband Pvt.Ltd.)	All India	100.00	91.55	99.09	0.00	100.00	100.00	81.05	85.24	0.00	0.00	25.48	100.00	99.99	0.00	1.00	0.00	0.00
84	Tata Teleservices Limited	Andhra Pradesh	100.00	91.91	99.68	0.01	100.00	100.00	100.00	100.00	0.00	0.00	64.14	90.67	99.98	0.00	42.00	84.00	0.00
		Bihar	100.00	100.00	100.00	0.00	100.00	100.00	100.00	100.00	0.00	0.00	64.14	94.33	100.00	0.00	62.00	114.81	0.00
		Delhi	100.00	90.55	99.02	0.11	100.00	100.00	100.00	100.00	0.00	0.00	64.14	91.67	99.92	0.00	44.20	98.22	0.00
		Gujarat	100.00	91.79	100.00	0.00	100.00	100.00	97.06	97.06	0.00	0.00	64.14	98.53	99.98	0.00	31.10	65.47	0.00
		Karnataka	100.00	90.68	100.00	0.03	100.00	100.00	96.67	96.67	0.00	0.00	64.14	95.33	99.93	0.00	95.83	191.67	0.00
		Kolkata	100.00	100.00	100.00	0.00	100.00	100.00	96.30	96.30	0.00	0.00	64.14	86.53	99.99	0.00	46.33	102.96	0.00
		Punjab	100.00	100.00	100.00	0.00	100.00	100.00	100.00	100.00	0.00	0.00	64.14	97.93	99.95	0.00	48.67	108.15	0.00
		Rajasthan	100.00	100.00	100.00	0.00	100.00	100.00	100.00	100.00	0.00	0.00	64.14	94.69	99.68	0.00	69.67	116.11	0.00
85	Tata Teleservices(Maharashtra) Ltd.	Maharashtra	100.00	93.11	99.46	0.01	100.00	100.00	98.74	98.74	0.00	0.00	72.09	98.67	99.83	0.00	38.33	85.19	0.00
		Mumbai	100.00	92.75	99.14	0.01	100.00	100.00	95.68	97.13	0.00	0.00	72.09	95.33	99.87	0.00	31.67	70.37	0.00
86	Thamizhaga Internet Communications Pvt Ltd.	Tamilnadu	100.00	92.92	99.72	0.00	100.00	100.00	91.67	91.33	0.00	0.00	0.00	89.21	99.08	0.00	0.00	0.00	0.00
87	Tikona Inifinet Ltd.	All India	100.00	93.54	99.37	1.60	100.00	100.00	66.67	80.93	0.00	0.00	83.94	100.00	99.86	0.00	3.33	0.00	0.00
88	Triple Play Broadband Pvt. Ltd.	All India	100.00	95.44	99.04	0.00	100.00	100.00	83.09	90.73	0.00	0.00	74.52	90.00	99.86	0.00	50.00	250.00	450.00
89	Vainavi Industries Ltd.	Andhra Pradesh	100.00	100.00	100.00	0.00	100.00	100.00	95.00	100.00	0.00	0.00	0.00	98.00	100.00	0.10	20.00	0.00	0.00
90	Vijaylakshmi Net Services Pvt.Ltd.	Andhra Pradesh	100.00	96.00	100.00	0.00	100.00	100.00	90.67	100.00	0.00	0.00	87.50	100.00	99.77	0.00	20.00	250.00	350.00
91	Vortex Infocom Pvt. Ltd.	Maharashtra	100.00	95.00	99.00	0.00	100.00	100.00	70.00	81.00	0.00	0.00	85.00	85.00	99.31	0.50	0.00	0.00	0.00
92	Vortex Netsol Pvt. Ltd.	Gujarat	100.00	95.00	99.00	0.00	100.00	100.00	70.00	81.00	0.00	0.00	85.00	100.00	99.31	0.50	0.00	0.00	0.00
		Maharashtra	100.00	95.00	99.00	0.00	100.00	100.00	70.00	81.00	0.00	0.00	85.00	100.00	99.31	0.50	0.00	0.00	0.00
		Mumbai	100.00	95.00	99.00	0.00	100.00	100.00	70.00	81.00	0.00	0.00	85.00	100.00	99.31	0.50	0.00	0.00	0.00
93	Wan and Lan Internet Pvt. Ltd.	Mumbai	100.00	100.00	100.00	0.00	100.00	100.00	90.00	90.00	0.00	0.00	88.00	90.00	100.00	0.00	20.00	40.00	80.00
94	Wave Fiber Pvt. Ltd. (Formerly Coastal Broadband and Online Services Pvt. Ltd.)	Andhra Pradesh	100.00	94.00	100.00	0.00	100.00	100.00	85.00	94.00	0.00	0.00	82.00	100.00	99.44	0.00	20.00	250.00	350.00
95	Weebo Networks Pvt.Ltd.	All India	100.00	92.83	100.00	0.00	100.00	100.00	84.33	98.30	0.00	0.00	88.00	85.00	99.77	0.44	100.00	300.00	600.00
96	WEONE Broadband Pvt. Ltd.	Kerala	100.00	94.19	100.00	0.03	100.00	100.00	81.00	100.00	0.00	0.00	0.00	97.33	99.68	0.32	13.80	0.00	0.00
97	Wish Net Pvt. Ltd.	Andhra Pradesh	100.00	100.00	100.00	0.00	100.00	100.00	100.00	100.00	0.00	0.00	0.00	100.00	100.00	0.30	0.00	0.00	0.00
		Assam	100.00	100.00	100.00	0.00	100.00	100.00	96.80	98.47	0.00	0.00	50.19	100.00	100.00	0.30	23.00	0.00	0.00
		Bihar	100.00	100.00	100.00	0.00	100.00	100.00	98.19	98.23	0.00	0.00	50.19	100.00	100.00	0.30	23.00	0.00	0.00
		Kolkata	100.00	98.78	100.00	0.00	100.00	100.00	97.40	97.02	0.00	0.00	50.19	100.00	100.00	0.30	2.00	0.00	0.00
		Madhya Pradesh	100.00	100.00	100.00	0.00	100.00	100.00	96.52	97.61	0.00	0.00	50.19	100.00	100.00	0.30	23.00	0.00	0.00
		Odisha	100.00	100.00	100.00	0.00	100.00	100.00	99.19	97.93	0.00	0.00	50.19	100.00	100.00	0.30	23.00	0.00	0.00
98	Yashash Cable Network Pvt Ltd	West Bengal	100.00	98.75	100.00	0.00	100.00	100.00	97.72	98.76	0.00	0.00	50.19	100.00	100.00	0.30	12.00	0.00	0.00
		Karnataka	100.00	94.15	99.09	0.00	100.00	100.00	89.46	95.53	0.00	0.00	56.85	84.00	99.18	0.01	54.00	250.00	0.00
99	You Broadband India Ltd.	All India	100.00	95.09	99.97	0.00	100.00	100.00	86.96	93.13	0.00	0.00	77.96	87.12	98.93	0.00	8.67	276.00	0.00

Annexure 5.1: List of pay channels, offered by broadcasters to subscribers as reported to TRAI (New Regulatory Framework) - as on 30th June, 2024

S.No	Name of the broadcaster	S. No	Name of the channel	Declared as SD or HD
1	AETN 18 Media Pvt Limited	1	The History Channel	SD
		2	Histry TV 18 HD	HD
2	Bangla Entertainment Private Limited	3	SONY AATH	SD
		4	SONY Marathi	SD
3	BBC Global News India Private Limited	5	BBC World News	SD
		6	Cbeebies	SD
4	Bennett, Coleman & Company Limited	7	Zoom	SD
		8	Romedy Now	SD
		9	MN + (HD)	HD
		10	Mirror Now	SD
		11	ET NOW	SD
		12	Times Now	SD
		13	Times Now Navbharat HD	HD
		14	Movies Now HD	HD
		15	MNX HD	HD
		16	ET Now Swedesh	SD
		17	MNX	SD
		18	Times Now World (HD)	HD
5	Celebrities Management Pvt Limited	19	Travel XP HD	HD
		20	Travel XP Tamil	SD
		21	Foodxp	SD
6	CSL Info Media Private Limited	22	JAN TV PLUS	SD
7	Direct New Private Limited	23	News X	SD
		24	NewsX World	SD
8	Discovery Communications India	25	Animal Planet	SD
		26	Discovery Channel	SD
		27	DTAMIL	SD
		28	Discovery Kids Channel	SD

S.No	Name of the broadcaster	S. No	Name of the channel	Declared as SD or HD
		29	Discovery Science	SD
		30	Discovery Turbo	SD
		31	Investigation Discovery	SD
		32	Discovery HD	HD
		33	Animal Planet HD	HD
		34	TLC HD	HD
		35	Investigation Discovery HD	HD
		36	TLC	SD
		37	EUROSPORT HD	HD
		38	EUROSPORT	SD
9	Disney Broadcasting (India) Limited	39	Disney Junior	SD
		40	Super Hangama (Marvel HQ)	SD
		41	Disney International HD	HD
		42	Hungama TV	SD
		43	The Disney Channel	SD
		44	Bindass	SD
		45	Disney Channel HD	HD
10	Eenadu Televisoin Private Limited	46	ETV Telegu	SD
		47	ETV Andhra Pradesh	SD
		48	ETV - Telangana	SD
		49	ETV Cinema	SD
		50	ETV Life	SD
		51	ETV Plus	SD
		52	ETV Abhiruchi	SD
		53	ETV HD	HD
		54	ETV Plus HD	HD
		55	ETV Cinema HD	HD
		56	ETV Balbharat Hindi	SD
		57	ETV Balbharat English	SD
		58	ETV Balbharat HD	HD
		59	ETV Balbarid SD	SD

S.No	Name of the broadcaster	S. No	Name of the channel	Declared as SD or HD
11	IN 10 Media Private Limited	60	EPIC TV	SD
		61	Filamchi	SD
		62	Gubbare	SD
		63	Showbox	SD
		64	Ishara TV	SD
		65	Nazara	sd
12	Information TV Private Limited	66	India News	SD
13	Fame Media Private Limited	67	4tv News	SD
14	Greycells18 Media Limited	68	Topper TV	SD
15	IBN Lokmat News Private Ltd	69	News 18 Lokmat	SD
16	Lifestyle and Media Broadcasting Limited	70	Good Times	SD
17	Mavis Satcom Limited	71	J Movies	SD
		72	Jaya Max	SD
		73	Jaya Plus	SD
		74	Jaya TV HD	HD
18	MSM World Wide Factual Media Private Limited	75	SONY BBC EARTH	SD
		76	SONY BBC EARTH HD	HD
19	Media World Wide Limited	77	Travel XP	SD
		78	WOMAN	SD
20	New Delhi Television Limited	79	NDTV 24*7	SD
		80	NDTV India	SD
		81	NDTV Profit	SD
21	NGC Network (India) Pvt Limited	82	Star Life	SD
		83	National Geographic Channel (NGC)	SD
		84	Star Life HD	HD
		85	Nat Geo Wild	SD
		86	National Geographic HD	HD
		87	Nat Geo Wild HD	HD

S.No	Name of the broadcaster	S. No	Name of the channel	Declared as SD or HD
22	Polimer Media Private Limited	88	Jothi TV	SD
23	Tarang Broadcastting Compnay Limited	89	Prarthana	SD
		90	Tarang	SD
		91	Tarang Music	SD
		92	Alankar	SD
24	Odisha Television Limited	93	Tarang HD	HD
25	Raj Television Network Limited	94	Raj Digital Plus	SD
		95	Raj Musix	SD
		96	Raj News	SD
		97	Raj TV	SD
		98	Raj Nagaichuvai	SD
		99	Raj Pariwar	SD
26	Silverstar Communications Limited	100	Mega 24	SD
		101	Mega Musiq	SD
		102	Mega TV	SD
27	Culver Max Entertainment Private Limited	103	Sony YAY!	SD
		104	SONY MAX	SD
		105	SONY SAB	SD
		106	SONY ENTERTAINMENT CHANNEL (SET)	SD
		107	SONY PIX	SD
		108	SONY MAX 2	SD
		109	SONY PAL	SD
		110	SONY ENTERTAINMENT CHANNEL HD	HD
		111	PIX HD	HD
		112	MAX HD	HD
		113	SONY Sports Ten 2 HD	HD
		114	SONY Sports Ten 3 HD	HD
115	SONY Sports Ten 2	SD		

S.No	Name of the broadcaster	S. No	Name of the channel	Declared as SD or HD
		116	SONY Sports Ten 1	SD
		117	SONY Sports Ten 3	SD
		118	SONY Sports Ten 1 HD	HD
		119	SONY Wah	SD
		120	SAB HD	HD
		121	SONY Sports Ten 4	SD
		122	SONY Sports Ten 4 HD	HD
		123	SONY Sports Ten 5	SD
		124	SONY Sports Ten 5 HD	HD
28	Star India Private Limited	125	Star Sports 3	SD
		126	Star Sports 1 Tamil	SD
		127	Star Sports Select 2	SD
		128	Star Bharat	SD
		129	Star Gold 2 (Movies OK)	SD
		130	Star Sports 1 Hindi	SD
		131	Star Gold	SD
		132	Star Jalsha	SD
		133	Star Movies	SD
		134	Star Gold Select	SD
		135	Star Plus	SD
		136	Star Pravah	SD
		137	Star Sports 1	SD
		138	Star Sports 2	SD
		139	Jalsha Movies	SD
140	Star Sports HD 2	HD		
141	Star Sports HD 1	HD		
142	Star Bharat HD	HD		
143	Star Gold HD	HD		
144	Star Movies HD	HD		
145	Star Plus HD	HD		
146	Star Sports 1 HD Hindi	HD		
147	Star Sports Select 1	SD		

S.No	Name of the broadcaster	S. No	Name of the channel	Declared as SD or HD
		148	Star Movies Select HD	HD
		149	Star Sports First	SD
		150	MAA Gold	SD
		151	MAA Movies	SD
		152	MAA Music	SD
		153	MAA TV	SD
		154	Star Pravah HD	HD
		155	Star Jalsha HD	HD
		156	Jalsha Movies HD	HD
		157	Star Sports Select HD 1	HD
		158	Star Sports Select HD 2	HD
		159	MAA HD	HD
		160	Star Gold Select HD	HD
		161	MAA Movies HD	HD
		162	Star Sport 1 Telugu	SD
		163	Star Sport 1 Kannada	SD
		164	Star Utsav	SD
		165	Star Utsav Movies	SD
		166	Star Gold Romance	SD
		167	Star Gold Thrills	SD
		168	Pravah Pictures	SD
		169	Star Kiran	SD
		170	Star Movies Select	SD
		171	Star Gold 2 HD	HD
		172	Star Sports 1Tamil HD	HD
		173	Star Sports 1Telugu HD	HD
		174	Star Kiran HD	HD
		175	Pravah Pictures HD	HD
		176	Vijay TV	SD
		177	Vijay Super	SD
		178	Vijay HD	HD
		179	Vijay Takkar (Vijay Music)	SD

S.No	Name of the broadcaster	S. No	Name of the channel	Declared as SD or HD
		180	Asianet	SD
		181	Asianet Plus	SD
		182	Asianet Movies	SD
		183	Suvarna Plus	SD
		184	Star Suvarna HD	HD
		185	Asianet HD	HD
		186	Star Suvarna	SD
		187	Vijay Super HD	HD
		188	Asianet Movies HD	HD
29	SUN TV Network Limited	189	Adithya TV	SD
		190	Chintu TV	SD
		191	Chutti TV	SD
		192	Gemini Comedy	SD
		193	Gemini Life	SD
		194	Gemini Movies	SD
		195	Gemini Music	SD
		196	Gemini TV	SD
		197	KTV	SD
		198	Surya Movies	SD
		199	Kushi TV	SD
		200	SUN Life	SD
		201	Sun Music	SD
		202	Sun News	SD
		203	Surya Music	SD
		204	SUN TV	SD
		205	Surya Comedy	SD
		206	Surya TV	SD
		207	Udaya Comedy	SD
		208	Udaya Movies	SD
		209	Udaya Music	SD
		210	Udaya TV	SD
		211	Kochu TV	SD

S.No	Name of the broadcaster	S. No	Name of the channel	Declared as SD or HD
		212	Sun TV HD	HD
		213	KTV HD	HD
		214	Sun Music HD	HD
		215	Gemini TV HD	HD
		216	Gemini Music HD	HD
		217	Gemini Movies HD	HD
		218	Surya TV HD	HD
		219	Udaya TV HD	HD
30	Suryansh Broadcasting Private Limited	220	Flowers	SD
31	Warner Media India Private Limited	221	Cartoon Network	SD
		222	CNN International	SD
		223	POGO	SD
		224	Cartoon Network HD+	HD
32	TV 18 Broadcast Limited	225	CNN News 18	SD
		226	CNBC Bajaar	SD
		227	CNBC TV 18 Prime HD	HD
		228	CNBC Awaaz	SD
		229	News 18 Tamil Nadu	SD
		230	News 18 Kerala	SD
		231	News 18 Assam / North East	SD
		232	News 18 India	SD
		233	CNBC TV 18	SD
		234	News 18 Bihar Jharkhand	SD
		235	News 18 Madhya Pradesh/Chattisgarh	SD
		236	News 18 Rajasthan	SD
		237	News 18 Uttar Pradesh/ Uttaranchal	SD
		238	News 18 Jammu/Kashmir/Ladakh/Himachal	SD

S.No	Name of the broadcaster	S. No	Name of the channel	Declared as SD or HD
		239	News 18 Kannada	SD
		240	News 18 Bangla	SD
		241	News 18 Punjab / Haryana	SD
		242	News 18 Gujarati	SD
		243	News 18 Odia	SD
33	TV Today Network Limited	244	Aaj Tak	SD
		245	India Today	SD
		246	AAJ Tak HD	HD
		247	Good News Today	SD
34	Viacom 18 Media Private Limited	248	Colors	SD
		249	Comedy Central (HD)	HD
		250	MTV	SD
		251	NICK	SD
		252	NICK JR	SD
		253	SONIC	SD
		254	VH 1 (HD Distribution)	HD
		255	Colors Infinity HD	HD
		256	Colors Infinity	SD
		257	Colors HD	HD
		258	NICKS HD+	HD
		259	Colors Cineplex	SD
		260	MTV Beats	SD
		261	Colors Kannada HD	HD
		262	Colors Marathi HD	HD
		263	Colors Bangla HD	HD
		264	Colors Super	SD
		265	Colors Cineplex Bollywood	SD
		266	Sports18 1	SD
		267	Sports 18 1 HD	HD
		268	Sports 18 2	SD
		269	Sports 18 3	SD
		270	Colors Bangla	SD

S.No	Name of the broadcaster	S. No	Name of the channel	Declared as SD or HD
		271	Colors Gujarati	SD
		272	Colors Kannada	SD
		273	Colors Marathi	SD
		274	Colors Odia	SD
		275	MTV Beats HD	HD
		276	Colors Tamil	SD
		277	Colors Cineplex HD	HD
		278	VH 1	SD
		279	Colors Tamil HD	HD
		280	MTV HD	HD
		281	Colors Rishtey	SD
		282	Colors Kannada Cinema	SD
		283	Colors Gujarati Cinema	SD
		284	Comedy Central	SD
		285	Colors Bangla Cinema	SD
		286	Colors Cineplex Superhit	SD
35	Zee Akaash News Private Limited	287	Zee 24 Ghanta	SD
36	Zee Entertainment Enterprises Limited	288	Zee Bollywood	SD
		289	Action Cinema	SD
		290	Zee Bangla Cinema	SD
		291	Zee Café HD	HD
		292	Zee Café	SD
		293	Zee Cinema	SD
		294	Zee Talkies	SD
		295	Zee TV	SD
		296	Zing	SD
		297	& Picture	SD
		298	Zee Bangla	SD
		299	Zee Marathi	SD
		300	ZEE ZEST HD	HD
		301	Zee Zest	SD

S.No	Name of the broadcaster	S. No	Name of the channel	Declared as SD or HD
		302	Zee TV HD	HD
		303	Zee Cinema HD	HD
		304	& TV	SD
		305	& TV HD	HD
		306	Zee Kannada	SD
		307	Zee Telugu	SD
		308	& Pictures HD	HD
		309	Zee Cinemalu	SD
		310	Zee Yuva	SD
		311	Zee Marathi HD	HD
		312	& Prive HD	HD
		313	Zee Bangla HD	HD
		314	Zee Tamil HD	HD
		315	Zee Cinemalu HD	HD
		316	Zee Telugu HD	HD
		317	Zee Tamil	SD
		318	Zee Kannada HD	HD
		319	Zee Anmol Cinema	SD
		320	& Flix HD	HD
		321	& Flix	SD
		322	Zee Keralam HD	HD
		323	Zee Keralam	SD
		324	Zee Anmol	SD
		325	Big Magic	SD
		326	Zee Ganga	SD
		327	Zee Classic	SD
		328	&Xplore HD	HD
		329	ZEE Sarthak	SD
		330	Zee Talkies HD	HD
		331	Zee Punjabi	SD
		332	Zee Thirai	SD
		333	Zee Picchar	SD

S.No	Name of the broadcaster	S. No	Name of the channel	Declared as SD or HD
		334	Zee Thirai HD	HD
		335	Zee Picchar HD	HD
		336	Zee Biskope	SD
37	Zee Media Corporation Limited	337	Zee 24 Taas	SD
		338	Zee Delhi NCR Haryan (Zee Odisha)	SD
		339	Zee Business	SD
		340	Zee Punjab Haryana Himachal	SD
		341	Zee Madhya Pradesh Chattisgarh	SD
		342	Salaam TV	SD
		343	Zee 24 Kalak	SD
		344	WION	SD
		345	Zee Uttar Pradesh Uttrakhand	SD
		346	Zee Bharat	SD
		347	Zee Bihar Jharkhand	SD
		348	Zee News	SD
		349	Zee Rajasthan News	SD
		350	Zee News HD	HD
		351	Zee Kannada News	SD
		352	Zee Telugu News	SD
38	Zoom Entertainment Network Limited	353	Movies Now	SD
39	Sidharth Broadcasting Private Limited	354	Sidharth TV	SD
40	Sarthak Music Private Limited	355	Sidharth Bhakti	SD
		356	Jay Jagannath	SD
		357	Sidharth Gold	SD
41	Kalaignar TV Pvt Limited	358	Kalaignar TV	SD
		359	Kalaignar Isai Aruvi	SD
		360	Kalaignar Siripolli	SD
		361	Kalaignar Murasu	SD
		362	Kalaignar Seithigal	SD

List of Major MSOs / HITS Operators

- 1. M/s. Siti Networks Limited.,**
1st Floor, FC-09, Gate No.03,
Sector-16-A Film City,
Noida-201301,
Tel: 0120-4526700
Website : www.sitinetworkslimited
Toll Free No. 1800 1234 001

- 2. M/s Den Networks Limited.**
236, Ground Floor, Okhla Industrial Estate,
Phase-III, New Delhi-110020
Website: www.den networks.com
Toll Free No. 1800 419 2020

- 3. M/s Hathway Digital Private Limited.**
805/606, 8th Floor, Windsor
Off CST Road, Kalina, Santacruz (East),
Mumbai-400098 (Maharashtra)
PH: 022-26001306,
Fax No: 022-26001307
Website : www.hathway.com
Toll Free No. 1800 4197 900

- 4. M/s GTPL Hathway.**
202, 2nd Floor,
Sahajanad Shopping Center
Opp. Swaminarayan Mandir
Shahibaug, Ahemdabad-38004
Ph: 079-30280340 / 41, 079-25626476 / 77
Website : www.gtpl.net
Toll Free No. 1800-419-0419

- 5. M/s NXT Digital Limited.**
IN Centre, 49/50 MIDC
12th Road, Andheri
MUMBAI-400093 (Maharashtra)
Ph: 022-28208585
Website : www.nxtdigital.co.in
Toll Free No. 18602120400 18002100400

- 6. M/s NXT Digital Limited (HITS)**
IN Centre, 49/50 MIDC
12th Road, Andheri
MUMBAI-400093 (Maharashtra)
Ph: 022-28208585
Website : www.nxtdigital.co.in
Toll Free No. 18602120400 18002100400
- 7. M/s Fastway Transmission Pvt. Ltd..**
SCO-16-17, Top Floor
Sector-34-A, Chandigarh
Ph: 0161-4044444
Website : www.fastway.in
Toll Free No. 18001026602
- 8. M/s Tamil Nadu ARASU Cable TV Corporation Ltd.**
11/22, Mangadusamy Street, Nungambakkam,
Chennai-600034
Ph: 044-2843 2911
Fax : 044-2843 2913
Website : www.tactv.in
Toll Free No. 1800 425 2911
- 9. M/s Kerala Communicators Cable Ltd.**
CC -22/491, Girnar, Kadavanthara,
Cochin-682020 (Kerala)
Ph: 0484-2316441
Website : www.kccl.tv
Toll Free No. 18004195755
- 10. M/s Thamizhaga Cable TV Communication Pvt. Ltd.**
Old No. 150, New No. 48, Sami Naicken Street,
Chinthadripet, Chennai-600002 (T.N.)
Ph: 044-49272222
Website : www.tccl.co.in
Toll Free No. 1800-102-9845
- 11. M/s Kal Cable Private Ltd.**
No. 229, Kutchery Road, Mylapore,
Chennai-600004 (T.N.)
Ph: 044-49616161
Fax : 044-49616171
Website : www.scv.in
Toll Free No. 1800-102-0728

12. M/s V.K. Digital Network Pvt. Ltd.

3-A-29, Willow Crest,

6th Main Road, R.A. Puram,

Chennai-600029 (T.N.)

Ph: 044-4242 8282

Website : www.vkdigital.co.in

Toll Free No. 18004199908

List of Pay DTH Operators

- 1. M/s. Tata Play Limited**
Tata Communications Complex,
Mandi Road, PO Chattarpur,
New Delhi – 110 074
Tel: 011-6616 3000
Fax-022-6616 3030
Website : www.tatasky.com
Toll Free No. 18002086633
- 2. M/s Dish TV India Ltd.**
FC-19, Sector-16A, Film City,
Noida-201301
Tel: 91-120-2467005 / 2467000
Fax: 91-120-4357082
Toll Free No. 18002583474 (Dish), 1800212212 (d2h)
Website : www.dishtv.in
- 3. SUN Direct TV(P) Ltd.**
Murasoli Maran Towers, 73, MRC Nagar,
Main Road, MRC Nagar, Chennai – 28
PH: 044-44676767, Fax No 044-40679191
Website : www.sundirect.in
Toll Free No. 18001037575
- 4. Bharti Telemedia Ltd.**
Airtel Centre, Plot No 16,
Udyog Vihar Phase IV,
Gurgaon – 122 015
Ph: 0124-4222222
Fax : 0124-4248063
Website : www.airtel.in
Toll Free No. 18001036065

List of Pay IPTV Operators

S.No.	Name of IPTV Operators
1	M/s Hyderabad Cable Digital Service Pvt. Ltd.
2	M/s Bhoomika Digital Cable Services Pvt. Ltd.
3	M/s Peak Air Pvt. Ltd.
4	M/s Katalysts Productions Pvt. Ltd.
5	M/s Andhra Pradesh State Fibernet Limited
6	M/s Triple Play Teleservices (P) Ltd.
7	M/s WI Bro Solutions Pvt. Ltd
8	M/s Extreme Teleconnect Pvt. Ltd.
9	M/s Delinet Broadband Pvt. Ltd
10	M/s Den Networks Ltd.
11	M/s Hathway Digital Limited
12	M/s City Online Media Pvt. Ltd.
13	M/s Act Digital Home Entertainment Pvt. Ltd.
14	M/s Kabel First India Pvt. Ltd.
15	M/s ACN Cable Pvt. Ltd.
16	M/s UCN Network Pvt. Ltd.
17	M/s Atria Convergence Technologies Ltd.
18	M/s Skypro Communications
19	M/s E2 Info Solutions
20	M/s Assistive Netspeed Technologies Pvt. Ltd.
21	M/s Bangalore Broadband Network Private Limited
22	M/s Creative Cable Network
23	M/s Wired Entertainment
24	M/s V.K. Digital Network Private Ltd.
25	M/s AAA Cloud Telephony Private Limited
26	M/s Dombivali Optical Network Cable Pvt. Ltd
27	M/s ST Broadband Cable Service
28	M/s Kal Cables Private Limited
29	M/s R.D. Cable Network
30	K. Net Solution Private Limited
31	M/s U-Digital Network Pvt. Ltd.
32	M/s Excitel Broadband Pvt. Ltd.
33	M/s Meghbela Cable & Broadband Services Private Limited

Annexure 5.5: List of 113 existing cities with operational FM Radio Channels in India, as on 30th June, 2024

S.No.	City	Category	Channels
1	Agartala	D	2
2	Agra	B	4
3	Ahmedabad	A	6
4	Ahmednagar	C	4
5	Aizwal	D	3
6	Ajmer	C	4
7	Akola	C	4
8	Alappuzha	C	2
9	Aligarh	C	4
10	Allahabad	B	4
11	Amravati	C	1
12	Amritsar	B	4
13	Asansol	B	3
14	Aurangabad	C	4
15	Bareilly	C	4
16	Bengaluru	A	8
17	Bhadarwah	Others	1
18	Bharuch	D	2
19	Bhavangar	C	2
20	Bhopal	B	4
21	Bhubaneshwar	C	4
22	Bikaner	C	4
23	Bilaspur	C	3
24	Chandigarh	C	4
25	Chennai	A+	7
26	Coimbatore	B	4
27	Dehradun	C	1
28	Delhi	A+	9
29	Dhule	C	3
30	Dhubri	Others	1
31	Durg-Bhillaina	D	1

S.No.	City	Category	Channels
32	Erode	C	2
33	Gangtok	D	2
34	Godhara	D	1
35	Gorakhpur	C	4
36	Gulbarga	C	1
37	Guwahati	C	4
38	Gwalior	C	4
39	Haflong	Others	1
40	Hissar	D	4
41	Hubli - Dharwad	C	2
42	Hyderabad	A	8
43	Indore	B	4
44	Itanagar	D	2
45	Jabalpur	B	4
46	Jaipur	A	6
47	Jalandhar	C	4
48	Jalgaon	C	4
49	Jammu	C	4
50	Jamnagar	C	2
51	Jamshedpur	B	4
52	Jhansi	C	4
53	Jodhpur	C	4
54	Junagarh	D	2
55	Kannur	C	3
56	Kanpur	A	6
57	Karnal	D	3
58	Kargil	Others	2
59	Kathua	Others	2
60	Kochi	B	4
61	Kolhapur	C	4
62	Kolkata	A+	7
63	Kota	C	4

S.No.	City	Category	Channels
64	Kozhikode	C	4
65	Lucknow	A	6
66	Leh	Others	3
67	Madurai	B	4
68	Mangalore	C	3
69	Mehsana	D	2
70	Mumbai	A+	9
71	Muzaffarpur	C	4
72	Mysore	C	3
73	Nagpur	A	6
74	Nanded	C	3
75	Nasik	C	4
76	Nellore	C	1
77	Palampur	D	1
78	Panaji	D	2
79	Patiala	C	4
80	Patna	C	4
81	Porbandar	D	1
82	Punch	Others	2
83	Puducherry	C	4
84	Pune	A	6
85	Raigarh	D	1
86	Raipur	C	3
87	Rajahmundry	C	3
88	Rajkot	B	4
89	Ranchi	C	4
90	Rourkela	C	2
91	Salem	C	2
92	Sangli	C	4
93	Shillong	D	3
94	Shimla	D	3
95	Sholapur	C	4
96	Siliguri	C	3

S.No.	City	Category	Channels
97	Srinagar	C	4
98	Surat	A	6
99	Thiruvananthapuram	C	4
100	Thoothukudi	C	2
101	Thrissur	C	3
102	Tiruchirappalli	C	3
103	Tirunelveli	C	3
104	Tirupati	C	3
105	Udaipur	C	4
106	Ujjain	C	1
107	Vadodra	B	4
108	Varanasi	B	4
109	Vellore	C	2
110	Veraval	D	1
111	Vijayawada	B	3
112	Vishakapatnam	B	3
113	Warrangal	B	3
	Total		388

Index of Tables & Charts

Tables

Table 1.1: Subscriber Base & Teledensity - Rural & Urban	2
Table 1.2: Service Area-wise Access (Wireless+Wireline) Subscribers base	4
Table 1.3: Service Area-wise Rural-Urban Subscribers	6
Table 1.4: Service Area-wise Tele-density	7
Table 1.5: State/UT-wise Subscriber Base (Wireless+Wireline).....	9
Table 1.6: State/UT-wise Tele-density	10
Table 1.7: Service Provider-wise Growth/Decline in Subscriber base.....	11
Table 1.8: Market Share of the operators in total rural subscriber base	12
Table 1.9: List of Cellular Mobile (GSM & CDMA) Service Providers currently providing service.	12
Table 1.10: Wireless Subscriber Base & Tele-density - Rural & Urban	14
Table 1.11: Growth in Wireless Subscriber Base.....	15
Table 1.12: Service Area-wise Wireless Subscriber Base	16
Table 1.13: Service Area-wise Wireless Rural-Urban Subscribers	17
Table 1.14: Service Area-wise Wireless Tele-density	18
Table 1.15: State/UT-wise wireless subscriber base	19
Table 1.16: State/UT-wise wireless Tele-density	20
Table 1.17: Rural Wireless Subscribers and Market Share.....	21
Table 1.18: Service Providers providing Wireline services	23
Table 1.19: Wireline Subscriber Base & Tele-density - Rural & Urban.....	24
Table 1.20: Service Provider-wise Subscribers (Rural & Urban) & Share of Rural Subscription	25
Table 1.21: Service Provider-wise growth in Wireline Subscribers	26
Table 1.22: Service Area-wise Wireline Subscribers & Net Addition	26
Table 1.23: Service Area-wise Wireline Rural-Urban Subscriber Base.. ..	27
Table 1.24: Service Area-wise Wireline Tele-density	28
Table 1.25: State/UT-wise Wireline Subscriber Base	30
Table 1.26: State/UT-wise Wireline Tele-density.....	31
Table 1.27: Rate of change & Market share of PCOs	32
Table 1.28: Trend of Internet subscriber base	35
Table 1.29: Break-up of Urban-Rural Internet Subscriber Base.....	37
Table 1.30: State/UT wise Break up of Rural-Urban internet subscriber base	38
Table 1.31: Internet Subscriber Base & Market share of top 10 SPs	39
Table 1.32: Service area-wise number of internet subscribers per 100 population	42
Table 1.33: State/UT wise number of Internet Subscribers per 100 population.....	44
Table 1.34: PMRTS Subscriber base - Service Provider-wise.....	49
Table 1.35: VSAT Service Providers currently providing service & their subscriber base	50
Table 2.1: Key Indicators - Wireless Services	53
Table 2.2: Monthly ARPU - Wireless Services.....	54
Table 2.3: Composition of ARPU - Wireless Services	55
Table 2.4: MOU per subscriber per month.....	56
Table 2.5: Outgoing SMS per subscriber per month.....	56
Table 2.6: %Break-up of Outgoing minutes from Home Service Area (HSA)	56
Table 2.7: Average revenue per outgoing minute from HSA	56
Table 2.8: Trends of Key Parameters - wireless Services.....	59
Table 3.1: Gross Revenue, Adjusted Gross Revenue, License Fee & Spectrum Charges.....	61
Table 3.2: Service-wise Gross Revenue, Adjusted Gross Revenue, License Fee and Spectrum Charges	62
Table 3.3: Access Services - Service Provider-wise Adjusted Gross Revenue	62
Table 3.4: Category-wise share in Adjusted Gross Revenue of Access Services	63
Table 4.1: QoS Summary - Wireless Service	65

Table 4.2: Parameter-wise Analysis of Non-compliance of QoS Benchmarks for Wireless Service Providers	68
Table 4.3: QoS Summary - Wireline Services	69
Table 4.4: Parameter-wise Analysis of Non-compliance of QoS Benchmarks for Wireline Service Providers	71
Table 4.5: Performance of Wireline Broadband Service Providers against identified parameters.....	73
Table 4.6: Parameter-wise Analysis of non-compliance of QoS benchmarks for Wireline Broadband Service Providers	74
Table 5.1: Key Parameters - Broadcasting & Cable TV Services.....	79
Table 5.2: Permission-wise number of permitted satellite TV channels.....	77
Table 5.3: Subscriber base of major MSOs/HITS (more than one million subscribers)	79

Charts

Chart 1.1: Trends in Telephone Subscribers and Tele-density in India	2
Chart 1.2: Market Share - Rural & Urban Subscribers	3
Chart 1.3: Composition of Access Subscriptions - Wireline & Wireless	4
Chart 1.4: Composition of Rural - Urban Telephone Subscribers	4
Chart 1.5: Net Addition/decline in Telephone Subscriptions	7
Chart 1.6: Wireless Subscriber Base and Tele-density	14
Chart 1.7: Wireless Market Share - Rural & Urban.....	15
Chart 1.8: Trend of Technology-wise Wireless Data Usage (in Terabyte)	
Chart 1.9: Trend of Wireless Data Subscribers and Volume of Wireless Data Usage	22
Chart 1.10: Wireline Subscriber Base and Tele-density	24
Chart 1.11: Composition of Wireline Subscribers - Rural & Urban	25
Chart 1.12: Trend of Number of PCOs	32
Chart 1.13: Trend of Number of VPTs	33
Chart 1.14: Composition of Internet subscriptions	35
Chart 1.15 : Composition of Broadband & Narrowband subscriptions	36
Chart 1.16 : Market share of PSUs and Private Internet Service Providers	36
Chart 1.17: Subscriber Base of top ten ISPs.....	40
Chart 1.18: Composition of Wired Internet Subscribers	40
Chart 1.19: Composition of Wireless Internet Subscribers	41
Chart 1.20: Technology Trend for Wireless Internet Access	41
Chart 1.21: Technology Trend for Wired Internet Access	42
Chart 1.22: Trends in MOU for Internet Telephony	45
Chart 1.23: Composition of Broadband Subscriptions – Technology-wise	46
Chart 1.24: Composition of Narrowband Subscriptions – Technology-wise	47
Chart 1.25: Number of PMRTS subscribers & Rate of Growth (%)	49
Chart 1.26: Number of VSAT Subscribers & Rate of Growth (%).....	49
Chart 2.1: Break-up of Outgoing minutes from Home Service Area (HSA).....	53
Chart 2.2: Proportion of prepaid subscribers	54
Chart 2.3: Minutes of Usage by Outroamers as a % of Total Minutes of Usage	56
Chart 2.4: Outgoing SMS Usage by Out-roamers as a % of Total No. of Outgoing SMS Usage ..	57
Chart 2.5: % Subscribers who availed roaming services during the quarter	58
Chart 2.6: % Break-up of minutes of usage of out-roamers.....	58
Chart 3.1: Composition of Adjusted Gross Revenue	63
Chart 5.1: Number of Satellite TV channels in India	77
Chart 5.2: Number of Pay and FTA channels	78
Chart 5.3 : Numbers of SD satellite pay TV channels and HD satellite pay TV channels.....	78
Chart 5.4 : Total active subscriber base of pay DTH sector (in millions).....	80
Chart 5.5 : Market share of Pay DTH Operators	81
Chart 5.6 : Number of Private FM Radio channels	82

Chart 5.7 : Details of Advertisement Revenue submitted by the private FM Radio broadcasters82
Chart 5.8 : Number of operational Community Radio Stations83